



SEASONAL PROPERTY FLOOD ACTION CHECKLIST

Here are a few tips on flood prevention measures around the home that should be checked before a rain storm.




CLEAR OFF DEBRIS

Clear off storm grates and ditches of leaves and soil to allow water to drain off roads – notify the City if they are not draining



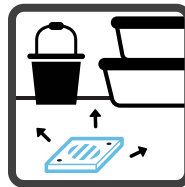
CLEAR VALUABLES

Raise valuables from the basement so they stay safe and dry, either on a shelf or upstairs in watertight containers



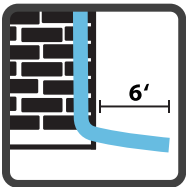
EAVESTROUGH MAINTENANCE

Clean eavestroughs of leaves for proper roof drainage



KEEP FLOOR DRAINS CLEAR

Keep items from blocking your floor drain in the basement so water can drain easily from your home



DOWNSPOUT DISCONNECTION

Disconnect your downspouts so there is more room in the sewers when there is a storm, direct water 6 feet from your foundation



SUMP PUMP CHECK

If you have a sump pump, pour water in it to make sure it is working



COVER WINDOW WELLS

Install covers over window wells and below ground-floor access to your home to prevent water from building up in those areas



BACKWATER VALVE MAINTENANCE

If you have a backwater valve, open the lid and clean off debris on flap with warm water



FILL IN HOLES

Fill in holes and pits in the ground near foundations to prevent water pooling

