

CITY OF ST. CATHARINES

2019 OPERATING BUDGET

INDEX

1. Executive Summary
2. Revenue Summary
3. Expenditure Summary
4. Office of Mayor and Members of Council
5. Chief Administrative Officer
6. Legal Services and Clerks
7. Planning and Building Services
8. Fire and Emergency Management Services
9. Economic Development and Tourism
10. Transportation and Environmental Services
11. Parks, Recreation and Culture Services
12. Meridian Centre
13. First Ontario Performing Arts Centre
14. Financial Management Services
15. Corporate Support Services
16. Contribution to Capital Projects
17. Debenture Summary by Account
18. Outside Boards and Commissions
19. Parking Meter Reserve Summary
20. Reserve Summary
21. Vehicle Listing and Machinery/Equipment Listing
22. Staff Complement
23. Other Information

City of St. Catharines

2019 Operating Budget

2019 Budget Highlights

Comparison to 2018 operating budget:

City Departments before Debt Repayment:

\$1,755,694
2.18%

City Departments including Debt Repayment:

\$2,462,093
2.62%

All Expenditures including Outside Boards and Commissions:

\$4,199,147
3.79%

2019 Median Home (Year 3 of 4 year Phased In Current Value Assessment)
an increase of

\$246,000
3.36%

Estimated Impact on Median Household

	<u>2019</u>	<u>2018</u>	<u>Change</u>	
CVA	\$246,000	\$238,000	\$8,000	3.36%
City	\$1,504.88	\$1,454.90	\$49.98	3.44%
Hospital	31.70	31.89	-0.19	-0.60%
Sub-total City	1,536.58	1,486.79	49.79	3.35%
Infrastructure Levy	14.42	14.12	0.30	2.12%
Total City	1,551.00	1,500.91	50.09	3.34%
Region	1,554.89	1,504.32	50.57	3.36%
School	418.20	404.60	13.60	3.36%
	\$3,524.09	\$3,409.84	\$114.25	3.35% *

* The all in impact with Region and Education is estimated at this time - dependant on tax ratios, tax policy and their rates

City of St. Catharines

2019 Operating Budget

Where Your City's Share of the Property Taxes Go:

Average Household (in the Urban Boundaries) \$1,504.88

	Annual Cost	Monthly Cost	Weekly Cost
Fire (Suppression, Dispatch, Prevention)	340.10	28.34	\$6.54
Public Works (Roads, Sidewalks, Winter Control, Drainage etc.)	297.21	24.77	5.72
Parks and Recreation (Sports Parks, Arenas, Recreation, Trees, Passive Parks etc.)	289.39	24.12	5.57
General Government	169.60	14.13	3.26
Transit and Paratransit	172.46	14.37	3.32
Libraries	73.44	6.12	1.41
Community Planning and Development	34.01	2.83	0.65
Other Expenditures	43.49	3.62	0.84
Street Lighting	18.66	1.56	0.36
Museum/Welland Canal Centre/Performing Arts	39.13	3.26	0.75
Contributions to Capital Projects	20.47	1.71	0.39
Environmental Monitoring	3.46	0.29	0.07
Senior Centres	3.46	0.29	0.07
	\$1,504.88	\$125.41	\$28.95
Winter Control (Included above)	\$30.10	\$2.51	\$0.58

For each hundred dollars of taxes you pay the City

Fire Protection	\$22.60
Public Works	19.75
Parks and Recreation	19.23
General Government	11.27
Transit and Paratransit	11.46
Libraries	4.88
Community Planning and Development	2.26
Other Expenditures	2.89
Street Lighting	1.24
Museum/Welland Canal Centre/Performing Arts Centre	2.60
Contributions to Capital Projects	1.36
Environmental Monitoring	0.23
Senior Centres	0.23
	\$100.00
Winter Control	\$2.51

City of St. Catharines


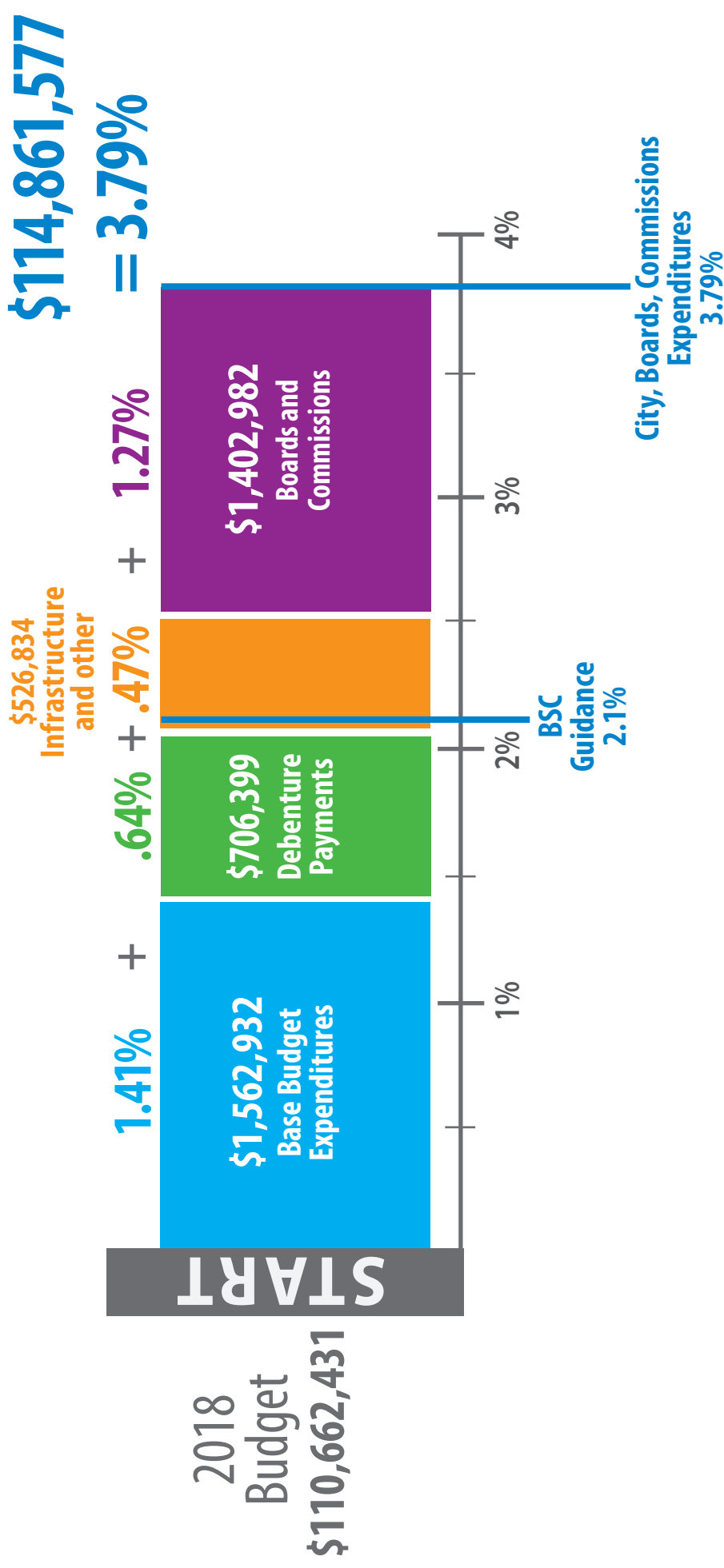
2019 Operating Budget

Significant Changes from 2018 Expenditure Budget

Changes	Amount	Oper Bud %
<u>Expenditures:</u>		
Base Budget Increase	1,562,932	1.41%
- includes estimated settlements for all staff		
- inclusive of base budget increase for Agencies, Boards and Commissions		
	<u>1,562,932</u>	<u>1.41%</u>
Non-discretionary items		
Debenture Payments	706,399	0.64%
	Subtotal	0.64%
	2,269,331	2.05%
Infrastructure Maintenance/Improvements		
TES - linear asset program	45,000	0.04%
TES - Pedestrian Crossing	30,000	0.03%
TES - Street Light maintenance - pole replacement	75,000	0.07%
TES - Storm Sewer Infrastructure contracts (new)	75,000	0.07%
	Subtotal	0.20%
Other Increases:		
CSS - Information Technology - Systems Administrator - 1 FTE	134,634	0.12%
CSS - Skills Development Training	40,000	0.04%
FEMS - Portable/Mobile radio annual subscriber fees	67,200	0.06%
LCS - Corporate records Management Plan - Phase 2	30,000	0.03%
LCS - off site storage for city records	20,000	0.02%
TES - Construction Inspection - software for digital inspections	10,000	0.01%
	Subtotal	0.27%
Boards and Commissions:		
Transit		
Cross Town Route - full year operation	789,208	0.71%
Diesel Fuel	494,229	0.45%
Paratransit Vehicle purchase - operating portion	50,000	0.05%
Paratransit Assignment - September 1,2019 start	36,500	0.03%
Niagara District Airport	33,045	0.03%
	Subtotal Boards and Commissions	1.27%
Expenditure Increase	4,199,147	3.79%

2019 Operating Budget

Significant changes from 2018



City of St Catharines**2019 Operating Budget - Revenue**

	2019 Budget	2018 Budget	% Change 2018 Budget
REVENUES:			
General Levy	91,907,915	88,831,810	3.46%
Urban Service Area Levy	12,690,206	11,692,923	8.53%
Investment in CIP	(1,200,000)	(1,100,000)	9.09%
Tax Appeals and Write offs	(880,000)	(735,000)	19.73%
Commercial/Industrial Vacancy Rebate	(320,000)	(320,000)	0.00%
Supplemental Taxes	665,000	545,000	22.02%
Municipal Utilities	549,000	579,000	(5.18%)
Universities and Hospitals	668,356	668,197	0.02%
Total Taxation Revenue:	104,080,477	100,161,930	3.91%
Contributions from Other Governments	2,126,800	2,245,700	(5.29%)
Rents, Concessions, Franchises	38,000	38,000	0.00%
Fines	125,000	105,000	19.05%
Penalties and Interest	2,675,000	2,765,000	(3.25%)
Income from Investment	4,655,500	3,890,000	19.68%
Miscellaneous Revenue	54,800	354,800	(84.55%)
Surplus from prior year	1,106,000	1,102,000	0.36%
Total Other Revenues:	10,781,100	10,500,500	2.67%
Total REVENUES:	114,861,577	110,662,430	3.79%

City of St Catharines
2019 Operating Budget - Revenue

	2019 Budget	2018 Budget	2017 Actuals	2016 Actuals	% Change 2018 Budget
General and USA Levy					
Tax Levy					
601.100.220 Original Levy -City	91,907,915	88,831,810	86,319,111	84,554,460	3.46%
601.100.240 Transfer from Reserve	0	0	0	0	0.00%
601.100.255 Ethno Trans Grant Prgm	0	0	0	0	0.00%
601.105.220 Taxation-USA-city	12,690,206	11,692,923	11,503,813	11,059,006	8.53%
601.105.240 Transfer from Reserve	0	0	0	0	0.00%
601.105.255 Ethno Trans grant prgm	0	0	0	0	0.00%
Total Tax Levy	104,598,121	100,524,733	97,822,924	95,613,466	4.05%
Other Taxation					
Investment in CIP					
601.100.295 Investment in CIP	(1,200,000)	(1,100,000)	(1,040,797)	(900,254)	9.09%
Total Investment in CIP	(1,200,000)	(1,100,000)	(1,040,797)	(900,254)	9.09%
Tax Appeals and Write offs					
601.100.280 Adjustments-City	(750,000)	(625,000)	(1,046,499)	(1,086,450)	20.00%
601.105.280 Adjustments-USA	(130,000)	(110,000)	(176,234)	(142,488)	18.18%
Total Tax Appeals and Write offs	(880,000)	(735,000)	(1,222,733)	(1,228,938)	19.73%
Commercial/Industrial Vacancy Rebates					
601.100.250 Vacancy Rebates - City	(280,000)	(280,000)	(203,719)	(286,985)	0.00%
601.105.250 Vacancy Rebates - USA	(40,000)	(40,000)	(26,004)	(39,927)	0.00%
Total Commercial/Industrial Vacancy Rebates	(320,000)	(320,000)	(229,723)	(326,912)	0.00%
Supplemental Taxes					
601.100.230 Supplementals-City	600,000	500,000	791,010	202,988	20.00%
601.105.230 Supplementals - USA	65,000	45,000	100,306	24,577	44.44%
Total Supplemental Taxes	665,000	545,000	891,316	227,565	22.02%
Municipal Utilities					
602.105.000 Utility Tax-hydro/trans	283,000	279,000	283,022	314,223	1.43%
602.110.000 Utilities Taxes - Region	291,000	300,000	299,653	310,942	(3.00%)
602.115.000 Tax Rebates-Charities	(100,000)	(75,000)	(100,353)	(101,807)	33.33%
602.120.000 CNR - Right of Ways	75,000	75,000	75,047	74,685	0.00%
Total Municipal Utilities	549,000	579,000	557,369	598,043	(5.18%)
University and Hospitals					
604.100.000 Universities/Hospitals	668,356	668,197	668,196	664,505	0.02%
Total University and Hospitals	668,356	668,197	668,196	664,505	0.02%
Total Taxation Revenue	104,080,477	100,161,930	97,446,552	94,647,475	3.91%

URBAN SERVICE AREA

LEVY FOR PROPERTIES WITHIN THE URBAN BOUNDARY FOR STREET LIGHTING, TRANSIT, (CONVENTIONAL, EXCLUDES PARATRANSIT).

TAX APPEALS AND WRITE-OFFS

THIS IS A GENERAL PROVISION FOR SUCCESSFUL ASSESSMENT APPEALS OF THE CURRENT VALUE REASSESSMENT.

COMMERCIAL /INDUSTRIAL VACANCY REBATES

<u>PROPERTY CLASS</u>	<u>REBATE RATE</u>
COMMERCIAL	30% REBATE
INDUSTRIAL	30% REBATE

EFFECTIVE IN 2001 THERE WILL NO LONGER BE ANY RECOGNITION OF VACANT UNITS ON THE ASSESSMENT ROLL. ALL VACANT UNITS WILL BE CODED AS OCCUPIED AND TAXED AT THE FULL RATE. HOWEVER, A REBATE WILL BE PROVIDED.

ONUS ON PROPERTY OWNERS TO APPLY. APPLICATIONS ACCEPTED DURING YEAR AND UP TO FEBRUARY 28TH OF THE FOLLOWING YEAR.

TAXPAYERS HAVE RIGHT OF APPEAL TO ASSESSMENT REVIEW BOARD.

City of St Catharines
2019 Operating Budget - Revenue

	2019 Budget	2018 Budget	2017 Actuals	2016 Actuals	% Change 2018 Budget
Contributions from Other Governments					
Payments in Lieu of Taxes					
Canada					
610.100.000 Crown Properties	131,000	127,000	131,781	143,765	3.15%
Total Canada	131,000	127,000	131,781	143,765	3.15%
Canada Enterprises					
610.105.000 St Lawrence Seaway Auth	214,000	228,000	214,492	228,596	-6.14%
Total Canada Enterprises	214,000	228,000	214,492	228,596	-6.14%
Ontario					
610.200.000 Municipal Tax Assistance	512,000	534,000	512,326	534,948	-4.12%
610.210.000 Liquor Control Board	8,000	5,800	7,560	3,811	37.93%
Total Ontario	520,000	539,800	519,886	538,759	-3.67%
Ontario Enterprise					
610.300.000 Ontario Hydro	757,000	757,000	757,130	757,685	0.00%
Total Ontario Enterprise	757,000	757,000	757,130	757,685	0.00%
Total Payment in Lieu	1,622,000	1,651,800	1,623,289	1,668,805	-1.80%
Ontario Grants					
610.401.000 Comm'y Reinvestment Fund	504,800	593,900	698,700	822,000	-15.00%
Total Ontario Grants	504,800	593,900	698,700	822,000	-15.00%
Total Payments from Other Governments	2,126,800	2,245,700	2,321,989	2,490,805	-5.29%

REVENUE ACCOUNT

PAYMENT IN LIEU OF TAXES (P.I.L.)

PER THE FEBRUARY 5, 1998 FAX FROM THE ASSISTANT DEPUTY MINISTER OF PROPERTY ASSESSMENT, "MUNICIPALITIES WILL BE ABLE TO MAINTAIN THE STATUS QUO FOR SHARING OF P.I.L.S., BASED ON EDUCATION TAX RATES. THE GOVERNMENT WILL CONTINUE TO REVIEW FAIRNESS AND IMPACTS OF LOWER TIER MUNICIPALITIES SHARING SCHOOL BOARD P.I.L.S. FOR FUTURE YEARS". THE IMPACT OF THIS STATEMENT IS, THE CITY IS ALLOWED TO RETAIN \$803,412 (2019) IN P.I.L. REVENUE.

ONTARIO GRANTSONTARIO MUNICIPAL PARTNERSHIP FUND (OMPF)

THE CITY HAS NOT YET RECEIVED NOTIFICATION FROM THE PROVINCE REGARDING THE 2019 OMPF ALLOCATION. STAFF HAVE REDUCED THE 2019 ALLOCATION BY 15% AS THIS HAS BEEN THE TREND WITH THE PROVINCE IN CURRENT YEARS

City of St Catharines

2019 Operating Budget - Revenue

	2019 Budget	2018 Budget	2017 Actuals	2016 Actuals	% Change 2018 Budget
Rents, Concessions, Franchises					
620.100.000 Sundry City Properties	38,000	38,000	36,720	81,194	0.00%
Total Rents, Concessions, Franchises	38,000	38,000	36,720	81,194	0.00%
Fines					
625.110.000 POA revenue sharing	125,000	105,000	61,894	195,891	19.05%
Total Fines	125,000	105,000	61,894	195,891	19.05%
Penalties and Interest on Taxes					
635.100.000 Interest on Arrears Tax	1,500,000	1,550,000	1,489,277	1,562,145	-3.23%
635.105.000 Penalty on Current Tax	1,150,000	1,190,000	1,126,447	1,194,871	-3.36%
636.100.000 Interest -Vailtech AR	25,000	25,000	16,182	28,107	0.00%
Total Penalties and Interest on Taxes	2,675,000	2,765,000	2,631,906	2,785,123	-3.25%
Income from Investments					
640.100.000 Interest Income - Banks	410,000	250,000	517,006	284,852	64.00%
640.105.000 Investment Income	0	140,000	0	314,277	-100.00%
640.106.448 Transfer to Reserve	0	0	-36,160	0	0.00%
640.106.449 Transfr to Oblig Reserves	0	0	-48,208	0	0.00%
640.106.804 Income from Investments	294,500	0	464,370	0	0.00%
640.110.000 Interest Income-hydro inc	0	3,500,000	0	3,215,952	-100.00%
640.111.448 Transfer to Reserve	0	0	-4,100,000	0	0.00%
640.111.804 Investment Income	3,951,000	0	7,629,876	0	0.00%
Total Income from Investments	4,655,500	3,890,000	4,426,884	3,815,081	19.68%
Property Sales					
645.100.000 Sale of Land - Other	0	0	0	0	0.00%
645.101.448 Transfer to Reserve	0	0	-27,841	0	0.00%
645.101.834 Recoverables-Land Sales	0	0	27,841	0	0.00%
Total Property Sales	0	0	0	0	0.00%
Miscellaneous Revenue					
650.110.000 Discount Earned	4,500	4,500	6,241	5,112	0.00%
650.115.000 Public Telephones	300	300	375	240	0.00%
650.130.000 Miscellaneous Rev-general	50,000	350,000	85,905	79,006	-85.71%
Total Miscellaneous Revenue	54,800	354,800	92,521	284,358	-84.55%

PROVINCIAL OFFENSES ACT REVENUE SHARING

THE PROVINCIAL OFFENSES ACT REVENUE REFLECTS THE CITY'S SHARE OF POA REVENUE. THE PROVINCIAL OFFENCES COURT WAS DOWNLOADED TO THE MUNICIPAL LEVEL IN 2000 AND THE REGION ACTS AS THE AGENT. THE NET REVENUE IS SHARED BETWEEN THE MUNICIPALITIES AND THE REGION, WHEREBY THE MUNICIPALITIES RECEIVE 50% AND THE REGION RECEIVES 50%. THE REVENUE IS GENERATED THROUGH INSPECTIONS, NRP TRAFFIC AND MUNICIPAL BY LAWS.

HYDRO INC. INVESTMENT

THE CITY HOLDS ONE (1) NOTE RECEIVABLE FROM ST. CATHARINES HYDRO INC. THE INTEREST PAID ON THIS NOTE IS \$554,000.

INTEREST ON NOTE FROM ST. CATHARINES HYDRO INC.	\$554,000
DIVIDENDS FROM HORIZON UTILITIES (ESTIMATED)	3,397,000
	<u>\$3,951,000</u>

City of St. Catharines

Current Value Assessment - 2019

Property Class	2019		2018		Change	
	\$	%	\$	%	\$	%
Taxable Assessment						
General Tax Rates:						
Residential and Farm	\$ 11,794,504,916		11,302,781,782		491,723,134	4.35%
Multi-Residential	\$ 671,819,914		678,157,532		-6,337,618	-0.93%
New Multi-Residential	\$ 58,774,801		53,780,980		4,993,821	9.29%
Commercial - Occupied	\$ 1,801,399,657		1,701,032,697		100,366,960	5.90%
Commercial - Vacant Units & Excess Lands	\$ 12,668,323		12,395,520		272,803	2.20%
Commercial - Vacant Land	\$ 14,729,679		14,074,278		655,401	4.66%
Commercial - New Construction	\$ 147,684,670		134,759,075		12,925,595	9.59%
Commercial - New Construction Vacant Units	\$ 3,392,027		4,825,447		-1,433,420	-29.71%
Industrial - Occupied	\$ 76,785,357		74,986,931		1,798,426	2.40%
Industrial - Vacant Units & Excess Lands	\$ 3,102,574		3,524,446		-421,872	-11.97%
Industrial - Vacant Land	\$ 25,185,527		25,233,155		-47,628	-0.19%
Industrial - New Construction	\$ 4,067,775		3,773,850		293,925	7.79%
Industrial - New Construction - Vacant Lands	\$ 57,200		56,800		400	0.70%
Large Industrial - Occupied	\$ 74,831,550		86,452,850		-11,621,300	-13.44%
Large Industrial - Vacant Units & Vacant Land	\$ 1,521,225		1,478,450		42,775	2.89%
Pipelines	\$ 30,447,179		29,657,500		789,679	2.66%
Farmlands	\$ 127,695,843		116,556,433		11,139,410	9.56%
	<u>\$ 14,848,668,217</u>		<u>\$ 14,243,527,726</u>		<u>605,140,491</u>	<u>4.25%</u>
Urban Service - City (estimated)						
Residential and Farm	\$ 11,498,952,810		11,022,176,757		476,776,053	4.33%
Multi-Residential	\$ 671,819,914		678,157,533		-6,337,619	-0.93%
New Multi-Residential	\$ 58,774,801		53,780,980		4,993,821	9.29%
Commercial - Occupied	\$ 1,785,250,793		1,687,087,064		98,163,729	5.82%
Commercial - Vacant Units & Excess Lands	\$ 11,677,719		11,511,015		166,704	1.45%
Commercial - Vacant Land	\$ 14,719,379		14,063,978		655,401	4.66%
Commercial - New Construction	\$ 147,684,670		134,759,075		12,925,595	9.59%
Commercial - New Construction Vacant Units	\$ 3,392,027		4,825,447		-1,433,420	-29.71%
Industrial - Occupied	\$ 72,393,041		70,871,199		1,521,842	2.15%
Industrial - Vacant Units & Excess Lands	\$ 3,102,574		3,524,446		-421,872	-11.97%
Industrial - Vacant Land	\$ 25,133,527		25,182,155		-48,628	-0.19%
Industrial - New Construction	\$ 4,067,775		3,773,850		293,925	7.79%
Industrial - New Construction - Vacant Lands	\$ 57,200		56,800		400	0.70%
Large Industrial - Occupied	\$ 74,831,550		86,452,850		-11,621,300	-13.44%
Large Industrial - Vacant Units & Vacant Land	\$ 1,521,225		1,478,450		42,775	2.89%
Pipelines	\$ 30,447,179		28,561,500		1,885,679	6.60%
Farmlands	\$ 6,704,540		6,128,281		576,259	9.40%
	<u>\$ 14,410,530,724</u>		<u>\$ 13,832,391,380</u>		<u>578,139,344</u>	<u>4.18%</u>
			<u>97.05%</u>	<u>97.11%</u>		
Total Assessment						
Taxable Properties	\$ 14,848,668,217		14,243,527,726		605,140,491	4.25%
YMCA - Education only	\$ 11,997,000		11,997,000		0	0.00%
Payment in Lieu	\$ 90,287,722		88,441,666		1,846,056	2.09%
Exempt Properties	\$ 1,127,727,715		1,070,625,109		57,102,606	5.33%
	<u>\$ 16,078,680,654</u>		<u>15,414,591,501</u>		<u>664,089,153</u>	<u>4.31%</u>

Reassessment for 2019 based on January 1, 2016 valuation day. Phased in over 4 years. 2019 is Year three

City of St Catharines

2019 Operating Budget - Expenditures by Department, Board or Committee

	2019 Budget	2018 Budget	2017 Actuals	2016 Actuals	\$ Change 2018 Budget	% Change 2018 Budget
Office of Mayor and Members of Council	805,522	736,461	697,084	646,115	69,061	9.38%
Grants and Committees	21,000	21,000	3,450	8,905	0	0.00%
City Departments						
CAO	1,470,334	1,183,446	1,409,205	1,143,863	286,888	24.24%
Legal Services and Clerks	1,674,390	1,507,934	1,561,742	1,907,770	166,456	11.04%
Planning and Building Services	2,152,470	2,006,187	1,329,761	1,646,987	146,283	7.29%
Fire Services	25,351,233	24,825,636	24,589,258	22,468,977	525,597	2.12%
Economic Development & Tourism	1,108,462	1,061,141	895,871	930,256	47,321	4.46%
Transportation & Environmental Services	18,740,707	18,471,522	18,322,290	18,660,884	269,185	1.46%
Parks, Recreation and Culture Services	17,729,521	17,341,429	15,953,742	15,666,743	388,092	2.24%
Meridian Centre	652,689	673,941	779,649	675,549	-21,252	-3.15%
First Ontario Performing Arts Centre	1,491,701	1,461,502	1,424,455	1,329,427	30,199	2.07%
Financial Management Services	3,817,345	3,989,715	4,085,324	4,677,603	-172,370	-4.32%
Corporate Support Services	5,662,404	5,642,170	5,361,181	4,966,118	20,234	0.36%
Contribution to Capital	1,563,000	1,563,000	1,545,000	1,408,000	0	0.00%
Total City Departments and Commissions	82,240,778	80,485,084	77,958,012	76,137,197	1,755,694	2.18%
Debt Repayment	14,112,019	13,405,620	12,568,258	12,074,181	706,399	5.27%
Total City Expenditures	96,352,797	93,890,704	90,526,270	88,211,378	2,462,093	2.62%
Boards and Commissions						
Library Board	5,512,338	5,398,960	5,491,200	5,572,035	113,378	2.10%
Transit Commission	12,751,179	11,164,914	10,515,667	10,187,981	1,586,265	14.21%
Niagara District Airport	245,263	207,853	207,853	203,793	37,410	18.00%
Total Expenditures	114,861,577	110,662,431	106,740,990	104,175,187	4,199,146	3.79%

City of St Catharines

2019 Operating Budget - Expenditures by Department, Board or Committee

	2019 Budget	2018 Budget	2017 Actuals	2016 Actuals	2015 Actuals	\$ Change 2018 Budget	% Change 2018 Budget
Office of Mayor and Members of Council							
Office of the Mayor	355,023	320,884	292,462	292,733	269,696	34,139	10.64%
City Council	303,982	266,790	262,817	253,882	249,464	37,192	13.94%
Other Council Expenses	77,112	79,817	96,003	55,200	47,876	-2,705	-3.39%
General City Memberships	31,450	31,015	27,955	26,683	27,364	435	1.40%
Council Messages	4,705	4,905	6,046	4,032	4,916	-200	-4.08%
Council Plans/Studies	10,000	10,000	3,398	9,804	26,868	0	0.00%
Civic Receptions	14,250	14,050	8,403	3,781	54,582	200	1.42%
Civic Celebrations	9,000	9,000	0	0	14,000	0	0.00%
Total Office of Mayor and Members of Council	805,522	736,461	697,084	646,115	694,766	69,061	9.38%

EXPENDITURE ACCOUNT		2019 BUDGET
703.115	<u>CIVIC RECEPTIONS (2018 - \$14,050)</u>	
	CANADA DAY	\$37,000
	MAYOR'S AU MARCHE	2,200
	HOLIDAY CELEBRATIONS	20,000
	ATHLETE/SPORTSPERSON OF YEAR	500
	VISITING DIGNITARIES	500
	NEW YEARS LEVEE,2017	2,000
	MAYOR'S POETRY CONTEST	200
	CIVIC CAROL SING	1,500
	TWINNING ASSOCIATION RECEPTION	350
	CIVIC PROJECT FUND FUNDING - CANADA DAY/HOLIDAY CELEBRATION	-50,000
		<u>\$14,250</u>
703.116	<u>CIVIC CELEBRATIONS (2018-\$23,000)</u>	
	LIONS CLUB OF MERRITTON	\$15,000
	LIONS CLUB OF PORT DALHOUSIE	8,000
	CIVIC PROJECT FUND FUNDING	-14,000
		<u>\$9,000</u>

City of St Catharines
Office of the Mayor
2019 Operating Budget - Expenditures by Object

	2019	2018	2017	2016	2015	\$	Change %
	Budget	Budget	Actuals	Actuals	Actuals	2018	2018
						Budget	Budget
Object of Expenditure							
Salaries and Wages							
701.100.001 Salaries/Wages-Regular	166,611	144,251	128,332	85,419	84,177	22,360	15.50%
701.100.003 Salaries/Wages-Ext Svce	77,369	75,963	73,870	113,401	102,220	1,406	1.85%
701.100.006 Sick Pay	0	0	0	0	0	0	0.00%
701.100.007 Holiday/Vacation Pay	0	0	4,374	4,211	5,740	0	0.00%
Total Salaries and Wages	243,980	220,214	206,576	203,031	192,137	23,766	10.79%
Benefits							
701.100.030 Pensions	38,280	34,040	30,729	30,113	28,752	4,240	12.46%
701.100.031 Other Benefits	20,974	15,939	13,007	12,467	13,294	5,035	31.59%
701.100.032 Workers Compensation	4,378	4,136	3,715	3,444	3,135	242	5.85%
701.100.033 Employment Insurance	2,349	2,493	2,217	2,628	2,570	-144	-5.78%
Total Benefits	65,981	56,608	49,668	48,652	47,751	9,373	16.56%
Equipment Operations							
701.100.067 Car Allowance/Mileage	13,900	13,900	15,189	12,795	13,487	0	0.00%
Total Equipment Operations	13,900	13,900	15,189	12,795	13,487	0	0.00%
Office and Related Expenses							
701.100.303 Courier Charges	20	20	4	42	76	0	0.00%
701.100.304 Postage	155	155	412	396	0	0	0.00%
701.100.306 Cellular Phones	1,950	1,700	1,804	1,743	1,920	250	14.71%
701.100.307 Printing	1,500	1,500	1,665	268	685	0	0.00%
701.100.310 Office Supplies	1,000	1,000	594	1,446	1,381	0	0.00%
701.100.312 Books and Publications	0	0	0	26	45	0	0.00%
701.100.314 Software	1,000	0	0	1	14	1,000	0.00%
701.100.323 Internet Charges	500	500	530	414	377	0	0.00%
701.100.330 Furniture/Equipment NTCA	0	0	0	419	0	0	0.00%
Total Office and Related Expenses	6,125	4,875	5,009	4,755	4,498	1,250	25.64%
Properties							
701.100.351 Replacements - Micros	0	0	0	1,605	2,222	0	0.00%
Total Properties	0	0	0	1,605	2,222	0	0.00%
Other Service Charges							
701.100.400 Travelling	250	500	183	326	195	-250	-50.00%
701.100.401 Conferences/Conventions	5,240	5,240	677	7,128	3,351	0	0.00%

City of St Catharines
Office of the Mayor
2019 Operating Budget - Expenditures by Object

	2019	2018	2017	2016	2015	\$	Change %
	Budget	Budget	Actuals	Actuals	Actuals	2018	2018
						Budget	Budget
701.100.402 Training	0	0	0	150	0	0	0.00%
701.100.404 Meetings-Gt Lakes Mayors	4,558	4,558	3,946	987	1,495	0	0.00%
701.100.405 Subscriptions/Memb'ships	849	849	961	1,151	878	0	0.00%
701.100.433 CC Programs	5,000	5,000	4,704	4,600	0	0	0.00%
701.100.446 Government Relations	0	2,000	21	0	0	-2,000	-100.00%
701.100.450 Miscellaneous	750	750	496	903	798	0	0.00%
701.100.451 Business Expenses	2,500	1,500	2,541	1,196	1,124	1,000	66.67%
701.100.457 Community Engagement	3,390	2,390	2,491	2,954	1,760	1,000	41.84%
701.100.458 LUMCO Expenses	2,500	2,500	0	2,500	0	0	0.00%
Total Other Service Charges	25,037	25,287	16,020	21,895	9,601	-250	-0.99%
Total Expenditures	355,023	320,884	292,462	292,733	269,696	34,139	10.64%
Total Net Expenditures	355,023	320,884	292,462	292,733	269,696	34,139	10.64%

**City of St Catharines
City Council
2019 Operating Budget - Expenditures by Object**

	2019	2018	2017	2016	2015	\$	Change %
	Budget	Budget	Actuals	Actuals	Actuals	2018	2018
						Budget	Budget
Object of Expenditure							
Salaries and Wages							
701.105.000 City Council	0	266,790	262,817	253,882	249,464	-266,790	-100.00%
701.106.001 Salaries/Wages Regular	289,227	0	0	0	0	289,227	0.00%
Total Salaries and Wages	289,227	266,790	262,817	253,882	249,464	22,437	8.41%
Benefits							
701.106.030 Pensions	9,115	0	0	0	0	9,115	0.00%
701.106.031 Other Benefits	5,640	0	0	0	0	5,640	0.00%
Total Benefits	14,755	0	0	0	0	14,755	0.00%
Equipment Operations							
701.106.067 Car Allowance/Mileage	0	0	0	0	0	0	0.00%
Total Equipment Operations	0	0	0	0	0	0	0.00%
Other Service Charges							
701.106.450 Miscellaneous	0	0	0	0	0	0	0.00%
Total Other Service Charges	0	0	0	0	0	0	0.00%
Total Expenditures	303,982	266,790	262,817	253,882	249,464	37,192	13.94%
Total Net Expenditures	303,982	266,790	262,817	253,882	249,464	37,192	13.94%

City of St Catharines
Other Council Expenses
2019 Operating Budget - Expenditures by Object

	2019	2018	2017	2016	2015	\$	Change %
	Budget	Budget	Actuals	Actuals	Actuals	2018	2018
						Budget	Budget
Object of Expenditure							
Salaries and Wages							
701.110.001 Council Extra Services	3,612	3,376	0	0	0	236	6.99%
701.110.003 Sergeant at Arms	-176	0	4,505	3,144	3,125	-176	0.00%
Total Salaries and Wages	3,436	3,376	4,505	3,144	3,125	60	1.78%
Benefits							
701.110.030 Pensions	0	0	0	0	0	0	0.00%
701.110.031 Other Benefits	67	0	0	0	0	67	0.00%
701.110.032 Workers Compensation	110	0	0	0	0	110	0.00%
701.110.033 Employment Insurance	73	0	0	0	0	73	0.00%
Total Benefits	250	0	0	0	0	250	0.00%
Equipment Operations							
701.110.053 Service Contracts	7,800	7,800	1,985	0	0	0	0.00%
Total Equipment Operations	7,800	7,800	1,985	0	0	0	0.00%
Contracts							
701.110.205 Security	2,000	0	0	0	0	2,000	0.00%
Total Contracts	2,000	0	0	0	0	2,000	0.00%
Office and Related Expenses							
701.110.302 Insurance-Accid'l death	3,502	3,400	3,371	3,068	2,759	102	3.00%
701.110.303 Courier Charges	0	0	13	20	24	0	0.00%
701.110.306 Cellular Phones	10,800	10,800	11,192	10,737	15,803	0	0.00%
701.110.307 Printing	250	250	689	139	273	0	0.00%
701.110.310 Office Supplies	750	750	838	392	91	0	0.00%
701.110.314 Software	1,000	2,000	367	0	1,977	-1,000	-50.00%
701.110.323 Internet charges	6,151	6,151	5,036	4,769	5,594	0	0.00%
701.110.330 Office Furniture NTCA	0	600	0	575	0	-600	-100.00%
Total Office and Related Expenses	22,453	23,951	21,506	19,700	26,521	-1,498	-6.25%
Properties							
701.110.350 Furniture/Equipment TCA	0	0	0	719	559	0	0.00%
Total Properties	0	0	0	719	559	0	0.00%
Other Service Charges							
701.110.401 Conferences/Conventions	13,473	14,140	10,323	5,268	2,874	-667	-4.72%
701.110.405 Subscriptions/Memberships	550	550	92	275	537	0	0.00%

City of St Catharines
Other Council Expenses
2019 Operating Budget - Expenditures by Object

	2019	2018	2017	2016	2015	\$	Change %
	Budget	Budget	Actuals	Actuals	Actuals	2018	2018
						Budget	Budget
701.110.417 Consulting-Tele Townhall	9,000	9,000	8,213	7,690	0	0	0.00%
701.110.433 Women in Gov't Init've	0	5,000	0	0	0	-5,000	-100.00%
701.110.446 Integrity Commissioner	3,000	0	0	0	0	3,000	0.00%
701.110.450 Miscellaneous	3,650	3,000	8,673	9,301	4,024	650	21.67%
701.110.461 City Awards/Gifts/Etc	7,000	7,000	7,839	4,724	5,831	0	0.00%
701.110.462 Expenses-Elected Official	4,500	6,000	2,867	4,379	4,405	-1,500	-25.00%
Total Other Service Charges	41,173	44,690	38,007	31,637	17,671	-3,517	-7.87%
Total Expenditures	77,112	79,817	66,003	55,200	47,876	-2,705	-3.39%
Total Net Expenditures	77,112	79,817	66,003	55,200	47,876	-2,705	-3.39%

City of St Catharines
General City Memberships
2019 Operating Budget - Expenditures by Object

	2019	2018	2017	2016	2015	\$	Change %
	Budget	Budget	Actuals	Actuals	Actuals	2018 Budget	2018 Budget
Object of Expenditure							
Office and Related Expenses							
701.115.000 Gen'l City Memberships	31,450	31,015	27,955	26,683	27,364	435	1.40%
Total Office and Related Expenses	31,450	31,015	27,955	26,683	27,364	435	1.40%
Total Expenditures	31,450	31,015	27,955	26,683	27,364	435	1.40%
Total Net Expenditures	31,450	31,015	27,955	26,683	27,364	435	1.40%

City of St Catharines
Council Messages
2019 Operating Budget - Expenditures by Object

	2019	2018	2017	2016	2015	\$	Change %
	Budget	Budget	Actuals	Actuals	Actuals	2018 Budget	2018 Budget
Object of Expenditure							
Office and Related Expenses							
701.120.000 Council Messages	4,705	4,905	6,046	4,032	4,916	-200	-4.08%
Total Office and Related Expenses	4,705	4,905	6,046	4,032	4,916	-200	-4.08%
Total Expenditures	4,705	4,905	6,046	4,032	4,916	-200	-4.08%
Total Net Expenditures	4,705	4,905	6,046	4,032	4,916	-200	-4.08%

**City of St Catharines
Council Plans/Studies
2019 Operating Budget - Expenditures by Object**

	2019	2018	2017	2016	2015	\$	Change %
	Budget	Budget	Actuals	Actuals	Actuals	2018 Budget	2018 Budget
Object of Expenditure							
Materials							
701.125.101 Corporate Plan	10,000	10,000	3,398	9,804	26,868	0	0.00%
Total Materials	10,000	10,000	3,398	9,804	26,868	0	0.00%
Office and Related Expenses							
701.125.100 Long Term Strategic Plan	50,000	0	0	0	0	50,000	0.00%
Total Office and Related Expenses	50,000	0	0	0	0	50,000	0.00%
Total Expenditures	60,000	10,000	3,398	9,804	26,868	50,000	500.00%
Revenue							
701.125.900 Reserve transfer	-50,000	0	0	0	0	-50,000	0.00%
Total Revenue	-50,000	0	0	0	0	-50,000	0.00%
Total Net Expenditures	10,000	10,000	3,398	9,804	26,868	0	0.00%

City of St Catharines
Civic Receptions
2019 Operating Budget - Expenditures by Object

	2019	2018	2017	2016	2015	\$	Change %
	Budget	Budget	Actuals	Actuals	Actuals	2018 Budget	2018 Budget
Object of Expenditure							
Materials							
703.114.135 Community Development	0	0	68,573	0	0	0	0.00%
Total Materials	0	0	68,573	0	0	0	0.00%
Other Service Charges							
703.115.000 Civic Receptions	14,250	14,050	0	3,781	54,582	200	1.42%
Total Other Service Charges	14,250	14,050	0	3,781	54,582	200	1.42%
Total Expenditures	14,250	14,050	68,573	3,781	54,582	200	1.42%
Revenue							
703.114.800 Miscellaneous Revenue	0	0	-2,170	0	0	0	0.00%
703.114.802 Federal Grants	0	0	-8,000	0	0	0	0.00%
703.114.900 Transfer from Reserve	0	0	-50,000	0	0	0	0.00%
Total Revenue	0	0	-60,170	0	0	0	0.00%
Total Net Expenditures	14,250	14,050	8,403	3,781	54,582	200	1.42%

City of St Catharines
Civic Celebrations
2019 Operating Budget - Expenditures by Object

	2019	2018	2017	2016	2015	\$	Change %
	Budget	Budget	Actuals	Actuals	Actuals	2018 Budget	2018 Budget
Object of Expenditure							
Materials							
703.117.135 Community Development	0	0	14,000	0	0	0	0.00%
Total Materials	0	0	14,000	0	0	0	0.00%
Other Service Charges							
703.116.000 Civic Celebrations	9,000	9,000	0	0	14,000	0	0.00%
Total Other Service Charges	9,000	9,000	0	0	14,000	0	0.00%
Total Expenditures	9,000	9,000	14,000	0	14,000	0	0.00%
Revenue							
703.117.900 Transfer from Reserve	0	0	-14,000	0	0	0	0.00%
Total Revenue	0	0	-14,000	0	0	0	0.00%
Total Net Expenditures	9,000	9,000	0	0	14,000	0	0.00%

City of St Catharines

2019 Operating Budget - Expenditures by Department, Board or Committee

	2019 Budget	2018 Budget	2017 Actuals	2016 Actuals	2015 Actuals	\$ Change 2018 Budget	% Change 2018 Budget
Grants and Committees							
Grants	5,000	5,000	0	0	0	0	0.00%
Advisory Comm for Youth	3,000	3,000	1,606	2,000	0	0	0.00%
Accessibility Committee	3,000	3,000	1,825	2,595	976	0	0.00%
Clean City Committee	10,000	10,000	-1	4,998	4,779	0	0.00%
Advisory Comm for Senior	0	0	20	0	0	0	0.00%
Total Grants and Committees	21,000	21,000	3,450	8,905	5,755	0	0.00%

City of St Catharines

2019 Operating Budget - Expenditures by Department, Board or Committee

	2019 Budget	2018 Budget	2017 Actuals	2016 Actuals	2015 Actuals	\$ Change 2018 Budget	% Change 2018 Budget
CAO							
CAO's Office	871,793	566,025	827,640	628,734	665,981	305,768	54.02%
Communications	314,986	377,956	377,696	304,211	239,479	-62,970	-16.66%
Print Centre	283,555	239,465	203,869	210,918	207,334	44,090	18.41%
Total CAO	1,470,334	1,183,446	1,409,205	1,143,863	1,112,794	286,888	24.24%

City of St Catharines
CAO's Office
2019 Operating Budget - Expenditures by Object

	2019	2018	2017	2016	2015	\$	Change %	
	Budget	Budget	Actuals	Actuals	Actuals	2018	2018	
						Budget	Budget	
Object of Expenditure								
Salaries and Wages								
702.100.001	Salaries/Wages-Regular	650,629	586,702	641,669	470,534	373,902	63,927	10.90%
702.100.002	Salaries/Wages-Over	0	0	0	0	0	0	0.00%
702.100.003	Salaries/Wages-Extra Serv	0	0	0	2,385	148,050	0	0.00%
702.100.006	Sick Pay	0	0	0	0	0	0	0.00%
702.100.007	Holiday/Vacation Pay	0	0	3,652	188	4,711	0	0.00%
702.100.009	Doctor's Appointments	0	0	0	0	0	0	0.00%
Total Salaries and Wages		650,629	586,702	645,321	473,107	526,663	63,927	10.90%
Benefits								
702.100.030	Pensions	101,924	95,312	87,639	67,948	56,708	6,612	6.94%
702.100.031	Other Benefits	71,506	47,884	58,260	42,562	43,697	23,622	49.33%
702.100.032	Workers Compensation	13,447	12,145	10,763	9,966	9,786	1,302	10.72%
702.100.033	Employment Insurance	6,009	6,371	5,210	6,249	6,104	-362	-5.68%
Total Benefits		192,886	161,712	161,872	126,725	116,295	31,174	19.28%
Equipment Operations								
702.100.067	Car Allowance/Mileage	13,409	8,939	10,127	8,475	8,981	4,470	50.01%
Total Equipment Operations		13,409	8,939	10,127	8,475	8,981	4,470	50.01%
Office and Related Expenses								
702.100.306	Cellular Phones	1,350	950	639	674	2,047	400	42.11%
702.100.307	Printing	100	75	6	93	61	25	33.33%
702.100.310	Office Supplies	805	829	779	549	676	-24	-2.90%
702.100.323	Internet Charges	250	250	368	241	220	0	0.00%
Total Office and Related Expenses		2,505	2,104	1,792	1,557	3,004	401	19.06%
Properties								
702.100.351	Replacements - Micros	0	0	0	3,542	4,828	0	0.00%
Total Properties		0	0	0	3,542	4,828	0	0.00%
Other Service Charges								
702.100.401	Conferences/Conventions	8,592	5,448	1,940	7,739	3,671	3,144	57.71%
702.100.405	Subscriptions/Memb'ships	2,472	2,320	2,743	2,390	1,732	152	6.55%
702.100.417	Consulting-CAO search	0	18,000	0	0	0	-18,000	-100.00%
702.100.433	Accessibility Programs	0	0	3,092	4,531	0	0	0.00%
702.100.450	Miscellaneous	300	300	249	188	402	0	0.00%

City of St Catharines
CAO's Office
2019 Operating Budget - Expenditures by Object

	2019	2018	2017	2016	2015	\$	Change %
	Budget	Budget	Actuals	Actuals	Actuals	2018	2018
						Budget	Budget
702.100.451 Business Expenses	1,000	500	504	481	329	500	100.00%
Total Other Service Charges	12,364	26,568	8,528	15,329	6,134	-14,204	-53.46%
Tangible Capital Assets							
702.100.380 TCA - Capitalized Assets	0	0	-394	-3,875	-4,642	0	0.00%
702.100.384 TCA - Current Year Deprec	0	0	1,825	1,978	2,619	0	0.00%
702.100.389 TCA Offset	0	0	-1,431	1,896	2,023	0	0.00%
Total Tangible Capital Assets	0	0	0	-1	0	0	0.00%
Total Expenditures	871,793	786,025	827,640	628,734	665,905	85,768	10.91%
Revenue							
702.100.900 Transfer from Reserve	0	-220,000	0	0	0	220,000	-100.00%
Total Revenue	0	-220,000	0	0	0	220,000	-100.00%
Total Net Expenditures	871,793	566,025	827,640	628,734	665,905	305,768	54.02%

City of St Catharines
Communications
2019 Operating Budget - Expenditures by Object

	2019	2018	2017	2016	2015	\$	Change %
	Budget	Budget	Actuals	Actuals	Actuals	2018	2018
						Budget	Budget
Object of Expenditure							
Salaries and Wages							
702.120.001 Salaries/Wages-Regular	209,996	213,952	201,030	144,656	142,099	-3,956	-1.85%
702.120.002 Salaries/Wages-overtime	0	0	0	0	0	0	0.00%
702.120.003 Salaries/Wages - Extra	30,379	29,855	23,059	24,842	34,114	524	1.76%
702.120.006 Sick Pay	0	0	0	0	0	0	0.00%
702.120.007 Holiday/Vacation Pay	1,212	1,190	3,159	2,564	2,692	22	1.85%
702.120.009 Doctor's Appointments	0	0	0	0	0	0	0.00%
Total Salaries and Wages	241,587	244,997	227,248	172,062	178,905	-3,410	-1.39%
Benefits							
702.120.030 Pensions	34,370	34,007	29,935	22,178	21,695	363	1.07%
702.120.031 Other Benefits	20,296	19,561	16,767	12,075	13,336	735	3.76%
702.120.032 Workers Compensation	7,977	8,056	7,044	5,394	5,205	-79	-0.98%
702.120.033 Employment Insurance	4,351	4,382	3,693	3,501	3,381	-31	-0.71%
Total Benefits	66,994	66,006	57,439	43,148	43,617	988	1.50%
Equipment Operations							
702.120.053 Service Contracts	90,805	90,805	50,511	67,206	0	0	0.00%
702.120.067 Car Allowance/Mileage	300	100	167	260	35	200	200.00%
Total Equipment Operations	91,105	90,905	50,678	67,466	35	200	0.22%
Office and Related Expenses							
702.120.306 Cell Phone	2,378	2,378	1,679	1,236	1,421	0	0.00%
702.120.307 Printing and distribution	600	600	440	345	773	0	0.00%
702.120.309 Advertising	17,000	11,348	21,298	15,033	10,459	5,652	49.81%
702.120.310 Office Supplies	250	250	184	257	274	0	0.00%
702.120.323 Internet Charges	0	900	694	757	605	-900	-100.00%
Total Office and Related Expenses	20,228	15,476	24,295	17,628	13,532	4,752	30.71%
Other Service Charges							
702.120.401 Conferences/Conventions	1,772	1,772	1,509	2,166	0	0	0.00%
702.120.402 Training	0	0	0	150	0	0	0.00%
702.120.417 Study/Consulting Fees	0	0	15,000	0	0	0	0.00%
702.120.438 Remuneration-Town Crier	1,500	1,500	1,500	1,500	1,500	0	0.00%
702.120.450 Miscellaneous	300	300	27	91	40	0	0.00%

**City of St Catharines
 Communications
 2019 Operating Budget - Expenditures by Object**

	2019	2018	2017	2016	2015	\$	Change %
	Budget	Budget	Actuals	Actuals	Actuals	2018	2018
						Budget	Budget
Total Other Service Charges	3,572	3,572	18,036	3,907	1,540	0	0.00%
Total Expenditures	423,486	420,956	377,696	304,211	237,629	2,530	0.60%
Revenue							
702.120.850 Advertising Revenue	-108,500	-43,000	0	0	0	-65,500	152.33%
Total Revenue	-108,500	-43,000	0	0	0	-65,500	152.33%
Total Net Expenditures	314,986	377,956	377,696	304,211	237,629	-62,970	-16.66%

City of St Catharines
Print Centre
2019 Operating Budget - Expenditures by Object

	2019	2018	2017	2016	2015	\$	Change %
	Budget	Budget	Actuals	Actuals	Actuals	2018	2018
						Budget	Budget
Object of Expenditure							
Salaries and Wages							
702.230.001 Salaries/Wages-Regular	171,648	124,386	120,611	64,139	117,515	47,262	38.00%
702.230.003 Salaries/Wages-Extra	0	0	1,055	61,011	4,793	0	0.00%
702.230.006 Sick Pay	0	0	0	0	0	0	0.00%
702.230.007 Vacation Pay	0	0	809	4,708	492	0	0.00%
702.230.009 Doctor's Appointments	0	0	0	0	0	0	0.00%
Total Salaries and Wages	171,648	124,386	122,475	129,858	122,800	47,262	38.00%
Benefits							
702.230.030 Pensions	24,675	19,246	17,022	11,534	16,860	5,429	28.21%
702.230.031 Other Benefits	21,096	14,980	12,559	8,322	9,909	6,116	40.83%
702.230.032 Workers Compensation	5,788	4,441	3,827	3,619	3,528	1,347	30.33%
702.230.033 Employment Insurance	3,454	2,487	2,133	2,575	2,531	967	38.88%
702.230.040 Meal Allowance	0	0	0	0	0	0	0.00%
Total Benefits	55,013	41,154	35,541	26,050	32,828	13,859	33.68%
Equipment Operations							
702.230.053 Service Contracts	2,000	2,000	0	0	0	0	0.00%
702.230.054 Repairs-equipment	4,925	4,925	3,576	3,352	738	0	0.00%
702.230.067 Car Allowance/Mileage	0	0	0	0	0	0	0.00%
Total Equipment Operations	6,925	6,925	3,576	3,352	738	0	0.00%
Materials							
702.230.102 Small Tools/Equipment	250	250	0	5	0	0	0.00%
702.230.105 Printing Supplies	20,000	20,000	17,488	18,768	18,675	0	0.00%
Total Materials	20,250	20,250	17,488	18,773	18,675	0	0.00%
Building and Maintenance							
702.230.173 Insurance-Tools/Equip	0	0	0	296	1,424	0	0.00%
Total Building and Maintenance	0	0	0	296	1,424	0	0.00%
Office and Related Expenses							
702.230.308 Photocopying	52,000	62,000	41,999	48,561	50,420	-10,000	-16.13%
702.230.310 Office Supplies	300	300	292	462	420	0	0.00%
702.230.314 Software	5,800	5,800	5,768	3,980	2,994	0	0.00%
702.230.330 Furniture/Equipment NTCA	0	0	0	400	0	0	0.00%
Total Office and Related Expenses	58,100	68,100	48,059	53,403	53,834	-10,000	-14.68%
Properties							
702.230.351 Replacements-Micros	0	0	0	1,895	0	0	0.00%
Total Properties	0	0	0	1,895	0	0	0.00%

City of St Catharines
Print Centre
2019 Operating Budget - Expenditures by Object

	2019	2018	2017	2016	2015	\$	Change %
	Budget	Budget	Actuals	Actuals	Actuals	2018	2018
						Budget	Budget
Other Service Charges							
702.230.402 Technical Training	500	500	0	408	0	0	0.00%
Total Other Service Charges	500	500	0	408	0	0	0.00%
Tangible Capital Assets							
702.230.380 TCA - Capitalized Assets	0	0	0	-1,895	-1,613	0	0.00%
702.230.384 TCA - Current Year Deprec	0	0	1,246	2,221	3,163	0	0.00%
702.230.389 TCA Offset	0	0	-1,246	-325	-1,550	0	0.00%
Total Tangible Capital Assets	0	0	0	1	0	0	0.00%
Total Expenditures	312,436	261,315	227,139	234,036	230,299	51,121	19.56%
Revenue							
702.230.800 Miscellaneous-toners	0	0	-408	0	0	0	0.00%
702.230.813 Other Departments	-23,000	-21,850	-22,862	-23,118	-22,965	-1,150	5.26%
702.230.955 Allocation - Building Indirect	-5,881	0	0	0	0	-5,881	0.00%
Total Revenue	-28,881	-21,850	-23,270	-23,118	-22,965	-7,031	32.18%
Total Net Expenditures	283,555	239,465	203,869	210,918	207,334	44,090	18.41%

City of St Catharines

2019 Operating Budget - Expenditures by Department, Board or Committee

	2019 Budget	2018 Budget	2017 Actuals	2016 Actuals	2015 Actuals	\$ Change 2018 Budget	% Change 2018 Budget
Legal Services and Clerks Department							
Legal Services	764,783	783,923	788,439	898,492	807,250	-19,140	-2.44%
City Clerks	557,147	339,405	335,996	321,331	332,269	217,742	64.15%
Elections	8,000	15,485	82,600	416,282	14,368	-7,485	-48.34%
Licences general	-90,464	-94,479	-88,078	-83,187	-26,019	4,015	-4.25%
Canine/Humane Control	434,924	463,600	442,785	354,852	349,584	-28,676	-6.19%
Total Legal Services and Clerks Department	1,674,390	1,507,934	1,561,742	1,907,770	1,477,452	166,456	11.04%

City of St Catharines
Legal Services
2019 Operating Budget - Expenditures by Object

	2019	2018	2017	2016	2015	\$	Change %
	Budget	Budget	Actuals	Actuals	Actuals	2018	2018
						Budget	Budget
Object of Expenditure							
Salaries and Wages							
702.105.001 Salaries/Wages-Regular	578,518	568,569	491,338	566,560	555,564	9,949	1.75%
702.105.003 Salaries/Wages-Ext Svce	0	0	0	18,944	2,744	0	0.00%
702.105.006 Sick Pay	0	0	0	0	0	0	0.00%
702.105.007 Holiday/Vacation Pay	0	0	2,062	1,376	110	0	0.00%
702.105.009 Doctor's Appointments	0	0	0	0	0	0	0.00%
Total Salaries and Wages	578,518	568,569	493,400	586,880	558,418	9,949	1.75%
Benefits							
702.105.030 Pensions	89,713	87,470	73,528	82,218	80,273	2,243	2.56%
702.105.031 Other Benefits	51,937	46,282	41,681	50,718	62,286	5,655	12.22%
702.105.032 Workers Compensation	15,569	16,170	13,246	13,322	12,673	-601	-3.72%
702.105.033 Employment Insurance	7,211	7,472	6,851	7,893	7,431	-261	-3.49%
Total Benefits	164,430	157,394	135,306	154,151	162,663	7,036	4.47%
Equipment Operations							
702.105.067 Car Allowance/Mileage	0	0	737	0	123	0	0.00%
Total Equipment Operations	0	0	737	0	123	0	0.00%
Office and Related Expenses							
702.105.303 Courier Charges	400	400	709	630	560	0	0.00%
702.105.306 Cell Phones	720	720	352	705	808	0	0.00%
702.105.307 Printing	1,000	1,000	643	0	4	0	0.00%
702.105.310 Office Supplies	3,500	3,500	2,037	3,652	1,666	0	0.00%
702.105.312 Books and Publications	25,250	25,000	33,517	34,008	19,611	250	1.00%
702.105.323 Internet charges	240	240	187	325	0	0	0.00%
702.105.330 Furniture/Equip't Non TCA	1,000	1,000	0	-73	4,383	0	0.00%
Total Office and Related Expenses	32,110	31,860	37,445	39,247	27,032	250	0.78%
Other Service Charges							
702.105.400 Travelling	1,000	1,000	253	2,006	715	0	0.00%
702.105.401 Conferences/Conventions	6,000	5,000	3,464	3,206	3,419	1,000	20.00%
702.105.405 Subscriptions/Memb'ships	10,000	10,000	7,655	9,863	9,458	0	0.00%
702.105.420 Legal and Court Costs	40,000	40,000	124,097	103,384	38,674	0	0.00%
702.105.446 OMB Hearings	0	0	11,255	0	0	0	0.00%

City of St Catharines
Legal Services
2019 Operating Budget - Expenditures by Object

	2019	2018	2017	2016	2015	\$	Change %
	Budget	Budget	Actuals	Actuals	Actuals	2018	2018
						Budget	Budget
702.105.450 Miscellaneous	200	100	79	56	49	100	100.00%
Total Other Service Charges	57,200	56,100	146,803	118,515	52,315	1,100	1.96%
Total Expenditures	832,258	813,923	813,691	898,793	800,551	18,335	2.25%
Revenue							
702.105.800 Fees and Services	0	0	-6,270	-301	0	0	0.00%
702.105.900 Transfer from Reserve	0	0	-11,255	0	0	0	0.00%
702.105.955 Allocation - Building Indirect	-42,475	0	0	0	0	-42,475	0.00%
702.105.970 Agreement Fees	-25,000	-30,000	-7,727	0	0	5,000	-16.67%
Total Revenue	-67,475	-30,000	-25,252	-301	0	-37,475	124.92%
Total Net Expenditures	764,783	783,923	788,439	898,492	800,551	-19,140	-2.44%

City of St Catharines
City Clerks
2019 Operating Budget - Expenditures by Object

	2019	2018	2017	2016	2015	\$	Change %	
	Budget	Budget	Actuals	Actuals	Actuals	2018	2018	
						Budget	Budget	
Object of Expenditure								
Salaries and Wages								
702.200.001	Salaries/Wages-Regular	362,861	253,361	318,148	314,802	308,684	109,500	43.22%
702.200.002	Salaries/Wages-Overtime	3,604	3,604	8,680	5,705	6,841	0	0.00%
702.200.003	Salaries/Wages-Ext Svce	5,000	5,000	0	0	383	0	0.00%
702.200.006	Sick Pay	0	0	0	0	0	0	0.00%
702.200.007	Holiday/Vacation Pay	200	200	1,004	0	15	0	0.00%
702.200.009	Doctor's Appointments	0	0	53	0	0	0	0.00%
Total Salaries and Wages		371,665	262,165	327,885	320,507	315,923	109,500	41.77%
Benefits								
702.200.030	Pensions	54,505	37,481	44,915	39,758	43,366	17,024	45.42%
702.200.031	Other Benefits	52,712	34,526	36,855	38,236	48,562	18,186	52.67%
702.200.032	Workers Compensation	11,214	8,919	9,103	7,871	8,620	2,295	25.73%
702.200.033	Employment Insurance	5,651	4,589	4,693	5,067	5,758	1,062	23.14%
702.200.040	Meal Allowance	0	0	46	0	0	0	0.00%
Total Benefits		124,082	85,515	95,612	90,932	106,306	38,567	45.10%
Equipment Operations								
702.200.053	Service Contracts	32,500	12,425	7,709	12,704	10,878	20,075	161.57%
702.200.054	Repairs-equipment	2,000	2,000	1,609	173	2,022	0	0.00%
702.200.067	Car Allowance/Mileage	0	0	444	0	104	0	0.00%
Total Equipment Operations		34,500	14,425	9,762	12,877	13,004	20,075	139.17%
Materials								
702.200.112	Resale Items	40,000	40,000	38,640	35,376	41,232	0	0.00%
Total Materials		40,000	40,000	38,640	35,376	41,232	0	0.00%
Contracts								
702.200.200	Contracts-General	0	0	1,200	0	0	0	0.00%
Total Contracts		0	0	1,200	0	0	0	0.00%
Office and Related Expenses								
702.200.303	Courier Charges	0	0	29	0	4	0	0.00%
702.200.306	Cellular Phones	700	700	457	490	621	0	0.00%
702.200.307	Printing	1,200	1,200	1,276	126	300	0	0.00%
702.200.309	Advertising	1,000	1,000	0	0	983	0	0.00%
702.200.310	Office Supplies	3,000	3,000	4,245	4,841	6,580	0	0.00%
702.200.312	Books and Publications	200	200	139	140	458	0	0.00%
702.200.314	Software	400	400	0	0	0	0	0.00%
702.200.318	Cash Processing Fees	2,200	1,800	2,075	2,112	927	400	22.22%
Total Office and Related Expenses		8,700	8,300	8,221	7,709	9,873	400	4.82%

City of St Catharines
City Clerks
2019 Operating Budget - Expenditures by Object

	2019	2018	2017	2016	2015	\$	Change %
	Budget	Budget	Actuals	Actuals	Actuals	2018	2018
						Budget	Budget
Properties							
702.200.351 Replacements - micros	0	0	0	2,748	5,905	0	0.00%
Total Properties	0	0	0	2,748	5,905	0	0.00%
Other Service Charges							
702.200.400 Travelling	250	250	30	0	26	0	0.00%
702.200.401 Conferences/Conventions	3,000	1,500	1,186	1,483	1,405	1,500	100.00%
702.200.402 Training	1,000	1,500	2,385	1,653	0	-500	-33.33%
702.200.405 Subscriptions/Memb'ships	1,200	500	435	471	377	700	140.00%
702.200.417 Study/Consulting Fees	60,000	0	0	8,467	304	60,000	0.00%
702.200.425 Registry Office Fees	5,000	5,000	10,472	5,818	4,290	0	0.00%
702.200.450 Miscellaneous	250	250	116	890	246	0	0.00%
Total Other Service Charges	70,700	9,000	14,624	18,782	6,648	61,700	685.56%
Total Expenditures	649,647	419,405	495,944	488,931	498,891	230,242	54.90%
Revenue							
702.200.807 Service Charges	-40,000	-40,000	-45,476	-45,244	-37,492	0	0.00%
702.200.834 Civil Ceremonies	-52,500	-40,000	-58,372	-46,741	-57,093	-12,500	31.25%
702.200.950 Salary Alloc'n-Wtrworks	0	0	0	-8,410	-10,215	0	0.00%
702.200.951 Salary Alloc'n-License	0	0	-42,075	-40,323	-39,982	0	0.00%
702.200.952 Salary alloc-Canine Cont	0	0	-14,025	-13,441	-13,327	0	0.00%
702.200.953 Salary alloc-Sch Grds	0	0	0	-13,441	-13,227	0	0.00%
Total Revenue	-92,500	-80,000	-159,948	-167,600	-171,336	-12,500	15.63%
Total Net Expenditures	557,147	339,405	335,996	321,331	327,555	217,742	64.15%

City of St Catharines
Elections
2019 Operating Budget - Expenditures by Object

	2019	2018	2017	2016	2015	\$	Change %
						2018	2018
	Budget	Budget	Actuals	Actuals	Actuals	Budget	Budget
Object of Expenditure							
Salaries and Wages							
702.205.001 Salaries/Wages-Regular	0	65,499	10,207	0	49	-65,499	-100.00%
702.205.002 Salaries/Wages-Overtime	0	26,364	0	0	51	-26,364	-100.00%
702.205.003 Salaries/Wages-Ext Svce	0	45,299	0	0	10,459	-45,299	-100.00%
702.205.006 Sick Pay	0	0	0	0	0	0	0.00%
702.205.007 Holiday/Vacation Pay	0	0	499	0	909	0	0.00%
702.205.009 Doctor's Appointments	0	0	0	0	0	0	0.00%
Total Salaries and Wages	0	137,162	10,706	0	11,468	-137,162	-100.00%
Benefits							
702.205.030 Pensions	0	11,491	1,094	0	522	-11,491	-100.00%
702.205.031 Other Benefits	0	9,137	686	0	219	-9,137	-100.00%
702.205.032 Workers Compensation	0	3,196	333	0	323	-3,196	-100.00%
702.205.033 Employment Insurance	0	1,883	0	0	290	-1,883	-100.00%
702.205.040 Meal Allowance	0	0	0	0	0	0	0.00%
Total Benefits	0	25,707	2,113	0	1,354	-25,707	-100.00%
Equipment Operations							
702.205.050 Rentals	0	106,116	0	0	1,338	-106,116	-100.00%
702.205.067 Car Allowance/Mileage	0	1,500	352	0	0	-1,500	-100.00%
Total Equipment Operations	0	107,616	352	0	1,338	-107,616	-100.00%
Materials							
702.205.104 General Supplies	0	40,000	0	84	244	-40,000	-100.00%
Total Materials	0	40,000	0	84	244	-40,000	-100.00%
Office and Related Expenses							
702.205.304 Postage	0	45,000	0	0	4	-45,000	-100.00%
702.205.306 Cell Phones	0	0	0	0	0	0	0.00%
702.205.307 Printing	0	30,000	13	0	0	-30,000	-100.00%
702.205.309 Advertising	0	3,000	0	0	0	-3,000	-100.00%
702.205.310 Office Supplies	0	5,000	0	0	0	-5,000	-100.00%
702.205.314 Software	5,000	5,000	4,198	4,198	75	0	0.00%
Total Office and Related Expenses	5,000	88,000	4,211	4,198	79	-83,000	-94.32%
Other Service Charges							
702.205.401 Conferences/Conventions	0	3,000	382	0	0	-3,000	-100.00%

City of St Catharines

Elections

2019 Operating Budget - Expenditures by Object

	2019	2018	2017	2016	2015	\$	Change %
	Budget	Budget	Actuals	Actuals	Actuals	2018	2018
						Budget	Budget
702.205.431 Inaugural Meetings	0	9,000	0	0	0	-9,000	-100.00%
702.205.448 Annual allocation	0	0	65,000	412,000	0	0	0.00%
702.205.450 Miscellaneous	3,000	5,000	-164	0	0	-2,000	-40.00%
Total Other Service Charges	3,000	17,000	65,218	412,000	0	-14,000	-82.35%
Total Expenditures	8,000	415,485	82,600	416,282	14,483	-407,485	-98.07%
Revenue							
702.205.810 Nomination Fee	0	0	0	0	-115	0	0.00%
702.205.900 Transfer from Reserve	0	-400,000	0	0	0	400,000	-100.00%
Total Revenue	0	-400,000	0	0	-115	400,000	-100.00%
Total Net Expenditures	8,000	15,485	82,600	416,282	14,368	-7,485	-48.34%

City of St Catharines
Licences general
2019 Operating Budget - Expenditures by Object

	2019	2018	2017	2016	2015	\$	Change %
	Budget	Budget	Actuals	Actuals	Actuals	2018	2018
						Budget	Budget
Object of Expenditure							
Salaries and Wages							
711.120.001 Salaries/Wages-Regular	206,936	203,377	178,103	162,178	159,439	3,559	1.75%
711.120.002 Salaries/Wages-Overtime	3,500	3,500	5,584	4,277	3,846	0	0.00%
711.120.003 Salaries/Wages-extra	0	0	5,292	6,565	0	0	0.00%
711.120.006 Sick Pay	0	0	713	0	0	0	0.00%
711.120.007 Vacation/Holiday Pay	0	0	1,468	500	0	0	0.00%
711.120.008 Modified Work Program	0	0	0	0	0	0	0.00%
711.120.009 Doctor's Appointments	0	0	13	0	0	0	0.00%
711.120.012 Allocation-Clerks	0	0	42,075	40,323	39,982	0	0.00%
Total Salaries and Wages	210,436	206,877	233,248	213,843	203,267	3,559	1.72%
Benefits							
711.120.030 Pensions	28,477	28,036	24,664	23,095	22,434	441	1.57%
711.120.031 Other Benefits	22,345	17,672	18,248	15,558	15,951	4,673	26.44%
711.120.032 Workers Compensation	6,473	6,461	5,962	5,078	4,797	12	0.19%
711.120.033 Employment Insurance	4,005	4,075	3,678	3,874	3,624	-70	-1.72%
711.120.040 Meal Allowance	0	0	19	0	0	0	0.00%
Total Benefits	61,300	56,244	52,571	47,605	46,806	5,056	8.99%
Equipment Operations							
711.120.067 Car Allowance/Mileage	800	400	565	374	590	400	100.00%
Total Equipment Operations	800	400	565	374	590	400	100.00%
Total Expenditures	272,536	263,521	286,384	261,822	250,663	9,015	3.42%
Revenue							
615.120.000 Marriage Licences	-115,000	-110,000	-121,553	-109,375	-103,375	-5,000	4.55%
615.125.000 Break Open Licence Fees	-15,000	-15,000	-16,009	-17,923	-18,549	0	0.00%
615.130.000 Bingo Licence Fees	-130,000	-130,000	-131,578	-110,916	-52,942	0	0.00%
615.135.000 Raffle Licence Fees	-13,000	-13,000	-13,248	-14,314	-12,962	0	0.00%
615.140.000 Business Prof License	-90,000	-90,000	-92,074	-92,481	-92,312	0	0.00%
Total Revenue	-363,000	-358,000	-374,462	-345,009	-280,140	-5,000	1.40%

City of St Catharines
Licences general
2019 Operating Budget - Expenditures by Object

	2019	2018	2017	2016	2015	\$	Change %
	Budget	Budget	Actuals	Actuals	Actuals	2018	2018
						Budget	Budget
Total Net Expenditures	-90,464	-94,479	-88,078	-83,187	-29,477	4,015	-4.25%

City of St Catharines
Canine/Humane Control
2019 Operating Budget - Expenditures by Object

	2019	2018	2017	2016	2015	\$	Change %
	Budget	Budget	Actuals	Actuals	Actuals	2018	2018
						Budget	Budget
Object of Expenditure							
Salaries and Wages							
713.100.001 Salaries/Wages - Regular	16,876	17,214	0	0	0	-338	-1.96%
713.100.012 Allocation-Clerks	0	0	14,025	13,441	13,327	0	0.00%
713.100.013 Allocation-Finance	0	0	6,100	11,000	11,000	0	0.00%
Total Salaries and Wages	16,876	17,214	20,125	24,441	24,327	-338	-1.96%
Benefits							
713.100.030 Pensions	2,727	1,994	0	0	0	733	36.76%
713.100.031 Other Benefits	1,684	1,307	0	0	0	377	28.84%
713.100.032 Workers Compensation	483	423	0	0	0	60	14.18%
713.100.033 Employment Insurance	212	172	0	0	0	40	23.26%
Total Benefits	5,106	3,896	0	0	0	1,210	31.06%
Contracts							
713.100.200 DocuPet Contract Fees	30,000	24,000	13,368	3,481	0	6,000	25.00%
713.100.232 Niag Reg Animal Services	576,592	567,140	567,139	455,783	447,276	9,452	1.67%
713.100.233 Sales Com'n/Royalty	20,000	0	0	15,144	28,243	20,000	0.00%
Total Contracts	626,592	591,140	580,507	474,408	475,519	35,452	6.00%
Office and Related Expenses							
713.100.307 Printing	1,350	1,350	1,029	112	1,190	0	0.00%
Total Office and Related Expenses	1,350	1,350	1,029	112	1,190	0	0.00%
Total Expenditures	649,924	613,600	601,661	498,961	501,036	36,324	5.92%
Revenue							
615.150.000 Dog Licences	-215,000	-150,000	-158,876	-144,109	-151,452	-65,000	43.33%
Total Revenue	-215,000	-150,000	-158,876	-144,109	-151,452	-65,000	43.33%
Total Net Expenditures	434,924	463,600	442,785	354,852	349,584	-28,676	-6.19%

City of St Catharines

2019 Operating Budget - Expenditures by Department, Board or Committee

	2019 Budget	2018 Budget	2017 Actuals	2016 Actuals	2015 Actuals	\$ Change 2018 Budget	% Change 2018 Budget
Planning and Building Services							
Planning	866,686	796,388	493,835	669,787	531,831	70,298	8.83%
PBS Administration	552,679	574,963	519,750	557,698	568,779	-22,284	-3.88%
Committee of Adjustment	-35,889	33,556	-101,620	-116,042	-50,719	-69,445	-206.95%
Community Improvement Plan	105,187	100,280	201,715	200,247	198,301	4,907	4.89%
Heritage Committee	4,800	6,800	190	5,864	10,442	-2,000	-29.41%
Building and Plumbing	-12,336	-137,805	-336,789	-271,996	-167,469	125,469	-91.05%
Property Standards	533,204	497,878	426,610	477,328	461,231	35,326	7.10%
Zoning	138,139	134,127	126,070	124,101	125,455	4,012	2.99%
Total Planning and Building Services	2,152,470	2,006,187	1,329,761	1,646,987	1,677,851	146,283	7.29%

EXPENDITURE ACCOUNT	2019 BUDGET
760.100 <u>PLANNING SERVICES</u>	
<u>STUDIES/CONSULTING FEES (2018 - \$0)</u>	
INTERIM CONTROL BY LAW CANNABIS	\$30,000
ZONING BYLAWS - PORT DALHOUSIE/GO	200,000
	<u>\$230,000</u>
760.106 <u>COMMUNITY IMPROVEMENT PROGRAM (2018 - \$60,000)</u>	
FAÇADE IMPROVEMENTS FUNDING, 2019	\$60,000
Being funded from Civic Project Fund in 2019	
760.140 <u>HERITAGE GRANT PROGRAM</u>	
HERITAGE GRANT PROGRAM, 2019	<u>\$40,000</u>

City of St Catharines
Planning
2019 Operating Budget - Expenditures by Object

	2019	2018	2017	2016	2015	\$	Change %
	Budget	Budget	Actuals	Actuals	Actuals	2018	2018
						Budget	Budget
Object of Expenditure							
Salaries and Wages							
760.100.001 Salaries/Wages-Regular	719,520	706,775	656,874	648,674	570,993	12,745	1.80%
760.100.002 Salaries/Wages-Overtime	15,002	15,002	26,361	20,052	18,164	0	0.00%
760.100.003 Salaries/Wages-Ext Svce	172,528	33,179	70,474	61,870	57,811	139,349	419.99%
760.100.006 Sick Pay	0	0	0	0	0	0	0.00%
760.100.007 Holiday/Vacation Pay	1,347	1,329	6,706	3,009	4,163	18	1.35%
760.100.009 Doctor's Appointments	0	0	37	0	0	0	0.00%
760.100.012 Allocation	0	0	35,380	34,579	31,139	0	0.00%
Total Salaries and Wages	908,397	756,285	795,832	768,184	682,270	152,112	20.11%
Benefits							
760.100.030 Pensions	132,290	109,315	102,136	97,522	84,624	22,975	21.02%
760.100.031 Other Benefits	90,106	69,593	73,643	57,653	50,596	20,513	29.48%
760.100.032 Workers Compensation	29,318	26,500	23,051	20,908	18,174	2,818	10.63%
760.100.033 Employment Insurance	14,536	12,569	11,031	13,630	11,355	1,967	15.65%
760.100.040 Meal Allowance	0	0	194	0	0	0	0.00%
Total Benefits	266,250	217,977	210,055	189,713	164,749	48,273	22.15%
Equipment Operations							
760.100.067 Car Allowance/Mileage	500	500	1,522	497	347	0	0.00%
Total Equipment Operations	500	500	1,522	497	347	0	0.00%
Building and Maintenance							
760.100.156 Room Rentals	500	500	870	1,347	354	0	0.00%
Total Building and Maintenance	500	500	870	1,347	354	0	0.00%
Contracts							
760.100.200 Contract - General	0	53,611	37,185	0	0	-53,611	-100.00%
Total Contracts	0	53,611	37,185	0	0	-53,611	-100.00%
Office and Related Expenses							
760.100.306 Cell Phones	720	720	935	411	972	0	0.00%
760.100.307 Printing	250	250	1,300	0	0	0	0.00%
760.100.308 Copying and Prints	0	0	0	38	348	0	0.00%
760.100.312 Books and Publications	3,565	3,565	2,907	1,782	1,544	0	0.00%
760.100.314 Software	1,000	1,000	0	0	0	0	0.00%
Total Office and Related Expenses	5,535	5,535	5,142	2,231	2,864	0	0.00%
Properties							
760.100.351 Replacements - Micros	0	0	0	5,645	5,835	0	0.00%
Total Properties	0	0	0	5,645	5,835	0	0.00%

City of St Catharines
Planning
2019 Operating Budget - Expenditures by Object

	2019	2018	2017	2016	2015	\$	Change %
	Budget	Budget	Actuals	Actuals	Actuals	2018	2018
						Budget	Budget
Other Service Charges							
760.100.400 Travelling	7,775	5,400	4,667	2,812	1,813	2,375	43.98%
760.100.401 Conferences/Conventions	4,200	3,200	2,937	2,222	1,200	1,000	31.25%
760.100.402 Technical Training	1,050	1,050	388	8,135	4,048	0	0.00%
760.100.405 Subscriptions/Memb'ships	7,630	7,630	3,588	7,407	5,531	0	0.00%
760.100.417 Study and Consulting fees	45,149	0	69,079	-2,558	58,038	45,149	0.00%
760.100.450 Miscellaneous	0	0	0	4	0	0	0.00%
Total Other Service Charges	65,804	17,280	80,659	18,022	70,630	48,524	280.81%
Total Expenditures	1,246,986	1,051,688	1,131,265	985,639	927,049	195,298	18.57%
Revenue							
760.100.803 Regional Cost Share	0	0	-64,127	0	-40,000	0	0.00%
760.100.835 Sale of Maps	-300	-300	-72	-425	-477	0	0.00%
760.100.900 Transfer from Reserve	0	0	-8,446	0	-28,038	0	0.00%
760.100.953 Allocation-Comm'ty improv	0	0	-100,947	-97,384	-95,214	0	0.00%
760.100.970 Planning Agreements	-170,000	-102,000	-190,134	-87,342	-79,034	-68,000	66.67%
760.100.971 Planning Applications	-210,000	-153,000	-273,704	-130,701	-153,237	-57,000	37.25%
Total Revenue	-380,300	-255,300	-637,430	-315,852	-396,000	-125,000	48.96%
Total Net Expenditures	866,686	796,388	493,835	669,787	531,049	70,298	8.83%

City of St Catharines
PBS Administration
2019 Operating Budget - Expenditures by Object

	2019	2018	2017	2016	2015	\$	Change %	
	Budget	Budget	Actuals	Actuals	Actuals	2018	2018	
						Budget	Budget	
Object of Expenditure								
Salaries and Wages								
760.102.001	Salaries/Wages-Regular	403,823	391,316	486,837	549,934	572,112	12,507	3.20%
760.102.002	Salaries/Wages - Overtime	2,002	2,002	6,170	15,238	585	0	0.00%
760.102.003	Salaries/Wages - Ext Svce	8,372	8,227	59,009	26,388	6,769	145	1.76%
760.102.006	Sick Pay	0	0	0	0	0	0	0.00%
760.102.007	Holiday/Vacation Pay	336	330	5,103	1,754	820	6	1.82%
760.102.009	Doctor's Appointments	0	0	19	0	0	0	0.00%
	Total Salaries and Wages	414,533	401,875	557,138	593,314	580,286	12,658	3.15%
Benefits								
760.102.030	Pensions	61,793	59,999	74,587	79,634	81,833	1,794	2.99%
760.102.031	Other Benefits	65,354	39,754	67,090	54,160	58,401	25,600	64.40%
760.102.032	Workers Compensation	11,119	12,984	15,700	15,485	15,145	-1,865	-14.36%
760.102.033	Employment Insurance	5,932	6,115	9,189	11,360	11,249	-183	-2.99%
760.102.040	Meal Allowance	0	0	0	0	0	0	0.00%
760.102.041	Safety Shoes	175	175	175	175	0	0	0.00%
	Total Benefits	144,373	119,027	166,741	160,814	166,628	25,346	21.29%
Equipment Operations								
760.102.053	Service Contracts	1,250	1,250	0	1,092	1,092	0	0.00%
760.102.054	Repairs - Equipment	250	250	0	353	0	0	0.00%
760.102.067	Car Allowance/Mileage	0	0	572	0	0	0	0.00%
	Total Equipment Operations	1,500	1,500	572	1,445	1,092	0	0.00%
Contracts								
760.102.206	Contract-Recycl'g/Garbage	200	200	0	0	0	0	0.00%
	Total Contracts	200	200	0	0	0	0	0.00%
Office and Related Expenses								
760.102.303	Courier Charges	7,550	7,550	6,815	8,604	8,794	0	0.00%
760.102.306	Cell Phones	720	720	290	372	613	0	0.00%
760.102.307	Printing	4,500	4,500	5,552	1,507	1,412	0	0.00%
760.102.310	Office Supplies	15,320	17,320	13,521	24,133	23,406	-2,000	-11.55%
760.102.312	Books and Publications	545	545	50	231	420	0	0.00%
760.102.318	Cash Processing Fees	15,000	15,000	14,381	15,574	10,562	0	0.00%
760.102.323	Internet Charges	216	216	189	203	0	0	0.00%
760.102.330	Furniture/Equipment NTCA	0	0	148	0	0	0	0.00%
	Total Office and Related Expenses	43,851	45,851	40,946	50,624	45,207	-2,000	-4.36%
Properties								

City of St Catharines
PBS Administration
2019 Operating Budget - Expenditures by Object

	2019	2018	2017	2016	2015	\$	Change %
	Budget	Budget	Actuals	Actuals	Actuals	2018	2018
						Budget	Budget
760.102.351 Replacements - Micros	0	0	2,153	-69	9,163	0	0.00%
Total Properties	0	0	2,153	-69	9,163	0	0.00%
Other Service Charges							
760.102.400 Travelling	3,200	3,200	3,071	3,285	1,911	0	0.00%
760.102.401 Conferences/Conventions	1,300	1,300	1,823	1,143	980	0	0.00%
760.102.402 Technical Training	250	250	-47	-523	17,025	0	0.00%
760.102.405 Subscriptions/Memb'ships	1,580	1,580	1,486	1,603	656	0	0.00%
760.102.450 Miscellaneous	180	180	294	85	561	0	0.00%
Total Other Service Charges	6,510	6,510	6,627	5,593	21,133	0	0.00%
Total Expenditures	610,967	574,963	774,177	811,721	823,509	36,004	6.26%
Revenue							
760.102.952 Allocation-Planning	0	0	-254,427	-254,023	-254,730	0	0.00%
760.102.955 Allocation - Building Indirect	-58,288	0	0	0	0	-58,288	0.00%
Total Revenue	-58,288	0	-254,427	-254,023	-254,730	-58,288	0.00%
Total Net Expenditures	552,679	574,963	519,750	557,698	568,779	-22,284	-3.88%

**City of St Catharines
Committee of Adjustment
2019 Operating Budget - Expenditures by Object**

	2019	2018	2017	2016	2015	\$	Change %
	Budget	Budget	Actuals	Actuals	Actuals	2018	2018
						Budget	Budget
Object of Expenditure							
Salaries and Wages							
760.105.001 Salaries/Wages-Regular	126,562	121,448	103,470	64,250	66,152	5,114	4.21%
760.105.002 Salaries/Wages-Overtime	5,720	5,720	5,539	8,210	8,149	0	0.00%
760.105.003 Salaries/Wages-Ext Svce	0	0	0	0	0	0	0.00%
760.105.006 Sick Pay	0	0	0	0	0	0	0.00%
760.105.007 Holiday/Vacation Pay	0	0	373	0	0	0	0.00%
760.105.009 Doctor's Appointment	0	0	0	0	0	0	0.00%
Total Salaries and Wages	132,282	127,168	109,382	72,460	74,301	5,114	4.02%
Benefits							
760.105.030 Pensions	18,301	18,193	14,582	8,990	8,436	108	0.59%
760.105.031 Other Benefits	16,851	14,581	10,766	6,364	6,504	2,270	15.57%
760.105.032 Workers Compensation	4,587	4,251	3,402	2,114	2,003	336	7.90%
760.105.033 Employment Insurance	2,404	2,597	1,881	1,238	1,208	-193	-7.43%
760.105.040 Meal Allowance	0	0	102	0	0	0	0.00%
Total Benefits	42,143	39,622	30,733	18,706	18,151	2,521	6.36%
Equipment Operations							
760.105.067 Car Allowance/Mileage	1,825	1,825	1,199	1,051	610	0	0.00%
Total Equipment Operations	1,825	1,825	1,199	1,051	610	0	0.00%
Contracts							
760.105.200 Contract-CofA members	6,575	6,575	4,425	4,501	0	0	0.00%
Total Contracts	6,575	6,575	4,425	4,501	0	0	0.00%
Office and Related Expenses							
760.105.307 Printing	0	0	0	0	0	0	0.00%
760.105.308 Copying and Prints	1,366	1,366	1,403	1,266	1,082	0	0.00%
760.105.310 Office Supplies	100	100	220	9	49	0	0.00%
760.105.330 Furniture/Equipment NTCA	0	0	1,070	0	0	0	0.00%
Total Office and Related Expenses	1,466	1,466	2,693	1,275	1,131	0	0.00%
Other Service Charges							
760.105.400 Travelling	3,750	3,750	418	1,315	775	0	0.00%
760.105.401 Conferences/Conventions	3,650	3,650	7,274	2,700	750	0	0.00%
760.105.402 Training	850	850	31	753	1,114	0	0.00%
760.105.405 Subscriptions/Memb'ships	1,570	1,500	1,486	720	660	70	4.67%

**City of St Catharines
 Committee of Adjustment
 2019 Operating Budget - Expenditures by Object**

	2019	2018	2017	2016	2015	\$	Change %
	Budget	Budget	Actuals	Actuals	Actuals	2018	2018
						Budget	Budget
Total Other Service Charges	9,820	9,750	9,209	5,488	3,299	70	0.72%
Total Expenditures	194,111	186,406	157,641	103,481	97,492	7,705	4.13%
Revenue							
760.105.972 Minor Variance Appl'n	-230,000	-152,850	-259,261	-219,523	-149,364	-77,150	50.47%
Total Revenue	-230,000	-152,850	-259,261	-219,523	-149,364	-77,150	50.47%
Total Net Expenditures	-35,889	33,556	-101,620	-116,042	-51,872	-69,445	-206.95%

**City of St Catharines
Community Improvement Plan
2019 Operating Budget - Expenditures by Object**

	2019	2018	2017	2016	2015	\$	Change %
	Budget	Budget	Actuals	Actuals	Actuals	2018	2018
						Budget	Budget
Object of Expenditure							
Salaries and Wages							
760.106.001 Salaries/Wages - regular	78,850	77,493	0	0	0	1,357	1.75%
760.106.012 Allocation-Planning	0	0	100,947	97,384	95,214	0	0.00%
Total Salaries and Wages	78,850	77,493	100,947	97,384	95,214	1,357	1.75%
Benefits							
760.106.030 Pensions	12,308	12,324	0	0	0	-16	-0.13%
760.106.031 Other Benefits	9,133	5,096	0	0	0	4,037	79.22%
760.106.032 Workers Compensation	2,744	2,580	0	0	0	164	6.36%
760.106.033 Employment Insurance	1,202	1,087	0	0	0	115	10.58%
Total Benefits	25,387	21,087	0	0	0	4,300	20.39%
Equipment Operations							
760.106.067 Car Allowance/Mileage	200	200	0	0	0	0	0.00%
Total Equipment Operations	200	200	0	0	0	0	0.00%
Office and Related Expenses							
760.106.309 Advertising/Brochure	0	0	0	-10,000	0	0	0.00%
Total Office and Related Expenses	0	0	0	-10,000	0	0	0.00%
Other Service Charges							
760.106.401 Conferences/Conventions	750	1,500	769	2,863	3,061	-750	-50.00%
760.106.426 Grant Program	60,000	60,000	99,999	100,000	100,000	0	0.00%
760.107.426 Comm'ty Imprvmt Grants	0	0	1,159,248	0	0	0	0.00%
Total Other Service Charges	60,750	61,500	1,260,016	102,863	103,061	-750	-1.22%
Total Expenditures	165,187	160,280	1,360,963	190,247	198,275	4,907	3.06%
Revenue							
760.106.955 Funding from Reserve	-60,000	-60,000	0	0	0	0	0.00%
760.107.803 Region/Other Municipality	0	0	-291,047	0	0	0	0.00%
760.107.900 Transfer from Reserve	0	0	-868,201	0	0	0	0.00%
Total Revenue	-60,000	-60,000	-1,159,248	0	0	0	0.00%
Total Net Expenditures	105,187	100,280	201,715	190,247	198,275	4,907	4.89%

City of St Catharines
Heritage Committee
2019 Operating Budget - Expenditures by Object

	2019	2018	2017	2016	2015	\$	Change %
	Budget	Budget	Actuals	Actuals	Actuals	2018	2018
						Budget	Budget
Object of Expenditure							
Office and Related Expenses							
760.130.312 Photo and Publications	200	200	83	0	105	0	0.00%
Total Office and Related Expenses	200	200	83	0	105	0	0.00%
Other Service Charges							
760.130.400 Travelling	1,500	1,500	29	840	0	0	0.00%
760.130.401 Conferences/Conventions	300	300	54	792	208	0	0.00%
760.130.405 Subscriptions/Memb'ships	500	500	206	281	228	0	0.00%
760.130.450 Miscellaneous	300	300	0	149	290	0	0.00%
760.130.461 Heritage Recognition	5,000	5,000	2,968	3,802	9,611	0	0.00%
Total Other Service Charges	7,600	7,600	3,257	5,864	10,337	0	0.00%
Total Expenditures	7,800	7,800	3,340	5,864	10,442	0	0.00%
Revenue							
760.130.800 Miscellaneous Revenue	0	0	-300	0	0	0	0.00%
760.130.971 Heritage Applications	-3,000	-1,000	-2,850	0	0	-2,000	200.00%
Total Revenue	-3,000	-1,000	-3,150	0	0	-2,000	200.00%
Total Net Expenditures	4,800	6,800	190	5,864	10,442	-2,000	-29.41%

City of St Catharines
Building and Plumbing
2019 Operating Budget - Expenditures by Object

	2019	2018	2017	2016	2015	\$	Change %	
	Budget	Budget	Actuals	Actuals	Actuals	2018	2018	
						Budget	Budget	
Object of Expenditure								
Salaries and Wages								
711.100.001	Salaries/Wages-Regular	1,384,081	1,123,475	893,441	988,017	992,013	260,606	23.20%
711.100.002	Salaries/Wages-Overtime	5,002	5,002	51,714	18,138	10,464	0	0.00%
711.100.003	Salaries/Wages-Ext Svce	40,242	42,325	7,919	26,824	18,769	-2,083	-4.92%
711.100.006	Sick Pay	0	0	1,650	0	0	0	0.00%
711.100.007	Holiday and Vacation Pay	0	0	5,025	1,789	1,654	0	0.00%
711.100.009	Doctor's Appointments	0	0	21	0	0	0	0.00%
711.100.012	Allocation	0	0	134,227	132,996	140,819	0	0.00%
Total Salaries and Wages		1,429,325	1,170,802	1,093,997	1,167,764	1,163,719	258,523	22.08%
Benefits								
711.100.030	Pensions	216,918	176,196	129,874	142,591	140,922	40,722	23.11%
711.100.031	Other Benefits	158,172	124,290	110,523	97,510	101,000	33,882	27.26%
711.100.032	Workers Compensation	46,371	38,228	29,409	30,067	29,584	8,143	21.30%
711.100.033	Employment Insurance	21,973	19,717	14,364	19,037	17,128	2,256	11.44%
711.100.040	Meal Allowance	0	0	74	0	0	0	0.00%
711.100.041	Safety Shoes	2,800	2,450	2,450	2,800	2,275	350	14.29%
Total Benefits		446,234	360,881	286,694	292,005	290,909	85,353	23.65%
Equipment Operations								
711.100.053	Service Contracts	0	0	0	0	0	0	0.00%
711.100.067	Car Allowance/Mileage	40,000	40,000	48,845	40,621	45,832	0	0.00%
Total Equipment Operations		40,000	40,000	48,845	40,621	45,832	0	0.00%
Materials								
711.100.110	Uniform clothing	1,500	1,500	1,557	312	6	0	0.00%
Total Materials		1,500	1,500	1,557	312	6	0	0.00%
Office and Related Expenses								
711.100.306	Telephone	17,700	12,400	10,659	6,012	7,241	5,300	42.74%
711.100.307	Printing	150	150	81	189	110	0	0.00%
711.100.310	Office Supplies	100	100	37	305	385	0	0.00%
711.100.312	Books and Publications	1,000	1,000	2,176	1,175	1,063	0	0.00%
711.100.314	Software licences	31,000	31,000	31,000	0	0	0	0.00%
711.100.330	Furniture/Equipment NTCA	500	0	0	448	391	500	0.00%
Total Office and Related Expenses		50,450	44,650	43,953	8,129	9,190	5,800	12.99%
Properties								
711.100.351	Replacements - micros	0	0	0	8,204	7,063	0	0.00%
Total Properties		0	0	0	8,204	7,063	0	0.00%

City of St Catharines
Building and Plumbing
2019 Operating Budget - Expenditures by Object

	2019	2018	2017	2016	2015	\$	Change %
	Budget	Budget	Actuals	Actuals	Actuals	2018	2018
						Budget	Budget
Other Service Charges							
711.100.400 Travelling	9,100	5,200	4,468	11,515	7,264	3,900	75.00%
711.100.401 Conferences/Conventions	6,035	5,485	4,895	1,650	3,232	550	10.03%
711.100.402 Training	8,400	4,800	13,117	16,191	1,890	3,600	75.00%
711.100.405 Subscriptions/Memb'ships	14,457	10,977	10,642	13,083	9,018	3,480	31.70%
711.100.417 Study/Consulting Fees	5,000	5,000	6,165	938	36,442	0	0.00%
711.100.421 Title Searches/Regist'ns	1,000	1,000	222	31	8	0	0.00%
711.100.447 Indirect Prgm Costs	300,000	0	0	0	0	300,000	0.00%
711.100.448 Alloc'n to Bldg reserve	0	0	686,626	117,182	0	0	0.00%
711.100.450 Miscellaneous	400	400	0	622	3,125	0	0.00%
Total Other Service Charges	344,392	32,862	726,135	161,212	60,979	311,530	947.99%
Tangible Capital Assets							
711.100.380 TCA - Capitalized Assets	0	0	-4,374	-1,204	-12,679	0	0.00%
711.100.384 TCA - Current Year Deprec	0	0	6,566	6,382	10,823	0	0.00%
711.100.389 TCA Offset	0	0	-2,518	-5,178	1,857	0	0.00%
Total Tangible Capital Assets	0	0	-326	0	1	0	0.00%
Total Expenditures	2,311,901	1,650,695	2,200,855	1,678,247	1,577,699	661,206	40.06%
Revenue							
615.105.000 Building Permits	-2,025,000	-1,700,000	-2,421,350	-1,865,447	-1,587,499	-325,000	19.12%
615.110.000 Plumbing Permits	-50,000	-50,000	-70,804	-47,186	-52,622	0	0.00%
615.115.000 Sign Permits	-35,000	-35,000	-41,909	-32,829	-53,913	0	0.00%
711.100.800 Miscellaneous Revenue	-3,600	-3,500	-3,581	-4,781	-51,134	-100	2.86%
711.100.900 Transfer from reserve	-210,637	0	0	0	0	-210,637	0.00%
Total Revenue	-2,324,237	-1,788,500	-2,537,644	-1,950,243	-1,745,168	-535,737	29.95%
Total Net Expenditures	-12,336	-137,805	-336,789	-271,996	-167,469	125,469	-91.05%

City of St Catharines
Property Standards
2019 Operating Budget - Expenditures by Object

	2019	2018	2017	2016	2015	\$	Change %
	Budget	Budget	Actuals	Actuals	Actuals	2018	2018
						Budget	Budget
Object of Expenditure							
Salaries and Wages							
711.110.001 Salaries/Wages-Regular	347,412	341,437	245,258	281,674	276,655	5,975	1.75%
711.110.002 Salaries/Wages-Overtime	0	0	3,157	370	0	0	0.00%
711.110.006 Sick Pay	0	0	0	0	0	0	0.00%
711.110.007 Holiday/Vacation Pay	0	0	687	0	0	0	0.00%
711.110.009 Doctor's Appointments	0	0	0	0	0	0	0.00%
711.110.012 Allocation-Administr'n	0	0	67,150	69,158	67,202	0	0.00%
Total Salaries and Wages	347,412	341,437	316,252	351,202	343,857	5,975	1.75%
Benefits							
711.110.030 Pensions	53,880	53,296	33,355	39,170	38,515	584	1.10%
711.110.031 Other Benefits	48,078	40,591	25,537	25,347	26,190	7,487	18.44%
711.110.032 Workers Compensation	11,488	11,401	7,676	8,138	7,989	87	0.76%
711.110.033 Employment Insurance	6,008	6,233	3,904	4,951	4,832	-225	-3.61%
711.110.040 Meal Allowance	0	0	28	0	0	0	0.00%
711.110.041 Safety Shoes	700	700	700	700	700	0	0.00%
Total Benefits	120,154	112,221	71,200	78,306	78,226	7,933	7.07%
Equipment Operations							
711.110.067 Car Allowance/Mileage	22,000	22,000	22,831	22,562	24,345	0	0.00%
Total Equipment Operations	22,000	22,000	22,831	22,562	24,345	0	0.00%
Materials							
711.110.110 Uniform Clothing	2,000	2,000	2,754	115	865	0	0.00%
Total Materials	2,000	2,000	2,754	115	865	0	0.00%
Office and Related Expenses							
711.110.306 Cellular Phones	4,800	4,800	2,927	2,058	2,444	0	0.00%
711.110.307 Printing	0	0	0	11	0	0	0.00%
711.110.312 Books and Publications	200	200	38	0	0	0	0.00%
Total Office and Related Expenses	5,000	5,000	2,965	2,069	2,444	0	0.00%
Properties							
711.110.351 Replacements-Micros	0	0	0	6,400	0	0	0.00%
Total Properties	0	0	0	6,400	0	0	0.00%
Other Service Charges							
711.110.400 Travelling	3,000	3,000	584	2,294	2,990	0	0.00%

City of St Catharines
Property Standards
2019 Operating Budget - Expenditures by Object

	2019	2018	2017	2016	2015	\$	Change %
	Budget	Budget	Actuals	Actuals	Actuals	2018	2018
						Budget	Budget
711.110.401 Conferences/Conventions	500	500	0	0	0	0	0.00%
711.110.402 Training	5,668	4,250	1,620	2,782	2,748	1,418	33.36%
711.110.405 Subscriptions/Memb'ships	1,970	1,970	526	1,352	1,375	0	0.00%
711.110.417 Study/Consulting Fees	0	0	0	3,727	0	0	0.00%
711.110.421 Title Searches/Regist'ns	7,000	7,000	8,358	9,341	6,059	0	0.00%
711.110.446 Rat Control Rebate Prgm	20,000	0	0	0	0	20,000	0.00%
711.110.450 Miscellaneous	0	0	1,040	0	0	0	0.00%
Total Other Service Charges	38,138	16,720	12,128	19,496	13,172	21,418	128.10%
Tangible Capital Assets							
711.110.380 TCA - Capitalized Assets	0	0	-1,304	0	0	0	0.00%
711.110.384 TCA - Current Year Deprec	0	0	564	726	2,679	0	0.00%
711.110.389 TCA Offset	0	0	1,066	-726	-2,679	0	0.00%
Total Tangible Capital Assets	0	0	326	0	0	0	0.00%
Total Expenditures	534,704	499,378	428,456	480,150	462,909	35,326	7.07%
Revenue							
711.110.834 Recoveries-contracts	0	0	0	0	-819	0	0.00%
711.110.858 Reg'n/Discharge PS Orders	-1,500	-1,500	-1,846	-2,822	-1,250	0	0.00%
Total Revenue	-1,500	-1,500	-1,846	-2,822	-2,069	0	0.00%
Total Net Expenditures	533,204	497,878	426,610	477,328	460,840	35,326	7.10%

City of St Catharines
Zoning
2019 Operating Budget - Expenditures by Object

	2019	2018	2017	2016	2015	\$	Change %
	Budget	Budget	Actuals	Actuals	Actuals	2018	2018
						Budget	Budget
Object of Expenditure							
Salaries and Wages							
711.115.001 Salaries/Wages-Regular	133,291	130,998	128,635	128,279	126,075	2,293	1.75%
711.115.002 Salaries/Wages-Overtime	0	0	1,994	527	0	0	0.00%
711.115.006 Sick Pay	0	0	252	0	0	0	0.00%
711.115.007 Vacation/Holiday Pay	0	0	499	0	0	0	0.00%
711.115.009 Doctor's Appointments	0	0	0	0	0	0	0.00%
Total Salaries and Wages	133,291	130,998	131,380	128,806	126,075	2,293	1.75%
Benefits							
711.115.030 Pensions	20,615	20,333	18,069	17,837	17,540	282	1.39%
711.115.031 Other Benefits	13,911	11,657	10,538	10,075	10,462	2,254	19.34%
711.115.032 Workers Compensation	4,438	4,486	4,058	3,743	3,666	-48	-1.07%
711.115.033 Employment Insurance	2,404	2,493	2,131	2,476	2,416	-89	-3.57%
Total Benefits	41,368	38,969	34,796	34,131	34,084	2,399	6.16%
Total Expenditures	174,659	169,967	166,176	162,937	160,159	4,692	2.76%
Revenue							
711.115.820 Mortgage Clearances	-36,520	-35,840	-40,106	-38,836	-38,162	-680	1.90%
Total Revenue	-36,520	-35,840	-40,106	-38,836	-38,162	-680	1.90%
Total Net Expenditures	138,139	134,127	126,070	124,101	121,997	4,012	2.99%

City of St Catharines
Development Coordination
2019 Operating Budget - Expenditures by Object

	2019	2018	2017	2016	2015	\$	Change %
	Budget	Budget	Actuals	Actuals	Actuals	2018	2018
						Budget	Budget
Object of Expenditure							
Salaries and Wages							
715.125.001 Salaries/Wages-Regular	282,979	278,112	256,107	218,718	253,691	4,867	1.75%
715.125.002 Salaries/Wages-Overtime	0	0	442	42	4,475	0	0.00%
715.125.003 Salaries/Wages-Extra Svce	0	0	0	26,457	0	0	0.00%
715.125.006 Sick Pay	0	0	0	0	0	0	0.00%
715.125.007 Holiday/Vacation Pay	0	0	849	1,971	0	0	0.00%
715.125.009 Doctor's Appointments	0	0	0	0	0	0	0.00%
715.125.012 Allocation-administration	0	0	17,670	17,290	15,570	0	0.00%
Total Salaries and Wages	282,979	278,112	275,068	264,478	273,736	4,867	1.75%
Benefits							
715.125.030 Pensions	32,074	43,658	36,293	31,546	36,905	-11,584	-26.53%
715.125.031 Other Benefits	24,259	24,287	18,626	18,620	22,811	-28	-0.12%
715.125.032 Workers Compensation	9,141	8,573	7,324	6,629	6,891	568	6.63%
715.125.033 Employment Insurance	3,906	4,259	3,196	4,095	4,137	-353	-8.29%
715.125.041 Safety Shoes	525	525	700	350	525	0	0.00%
Total Benefits	69,905	81,302	66,139	61,240	71,269	-11,397	-14.02%
Equipment Operations							
715.125.067 Car Allowance/Mileage	200	200	2,643	89	404	0	0.00%
Total Equipment Operations	200	200	2,643	89	404	0	0.00%
Materials							
715.125.102 Small Tools & Equipment	0	0	127	0	0	0	0.00%
715.125.110 Uniform Clothing	250	250	158	0	6	0	0.00%
Total Materials	250	250	285	0	6	0	0.00%
Office and Related Expenses							
715.125.306 Cellular Phones	2,100	2,100	2,361	2,030	1,711	0	0.00%
715.125.330 Equipment/Furniture NTCA	500	0	0	436	391	500	0.00%
Total Office and Related Expenses	2,600	2,100	2,361	2,466	2,102	500	23.81%
Other Service Charges							
715.125.400 Travelling	2,400	2,400	1,375	45	2,345	0	0.00%
715.125.401 Conferences/conventions	1,000	1,000	855	1,344	4,335	0	0.00%
715.125.402 Training	3,000	3,000	3,393	372	4,857	0	0.00%
715.125.405 Subscriptions/Memb'ships	2,255	2,255	1,515	3,513	2,326	0	0.00%

City of St Catharines
Development Coordination
2019 Operating Budget - Expenditures by Object

	2019	2018	2017	2016	2015	\$	Change %
	Budget	Budget	Actuals	Actuals	Actuals	2018	2018
						Budget	Budget
Total Other Service Charges	8,655	8,655	7,138	5,274	13,863	0	0.00%
Total Expenditures	364,589	370,619	353,634	333,547	361,380	-6,030	-1.63%
Revenue							
715.125.950 Alloc-Water Operations	0	0	-14,918	-14,776	-14,776	0	0.00%
Total Revenue	0	0	-14,918	-14,776	-14,776	0	0.00%
Total Net Expenditures	364,589	370,619	338,716	318,771	346,604	-6,030	-1.63%

City of St Catharines

2019 Operating Budget - Expenditures by Department, Board or Committee

	2019 Budget	2018 Budget	2017 Actuals	2016 Actuals	2015 Actuals	\$ Change 2018 Budget	% Change 2018 Budget
Fire Services							
Fire Services	25,336,673	24,811,076	24,581,062	22,456,384	23,430,956	525,597	2.12%
Emergency Planning	14,560	14,560	8,196	12,593	4,588	0	0.00%
Total Fire Services	25,351,233	24,825,636	24,589,258	22,468,977	23,435,544	525,597	2.12%

EXPENDITURE ACCOUNT		2018 BUDGET	2019 BUDGET		
710.100	<u>FIRE SERVICES:</u>				
	WAGES AND BENEFITS	Total Wages and Benefits	\$23,752,851	\$24,264,856	2.06%
	EQUIPMENT OPERATIONS		\$1,277,169	\$1,472,682	
	MATERIALS		200,400	227,900	
	BUILDING OPERATIONS		358,789	362,995	
	OFFICE AND RELATED EXPENSES		181,521	176,933	
	PROPERTIES		4,000	54,000	
	OTHER SERVICES AND CHARGES		167,450	162,520	
	OFFSET REVENUE		-1,131,104	-1,385,213	
		Other Operating Costs:	\$1,058,225	\$1,071,817	0.05%
		Total Fire Services:	\$24,811,076	\$25,336,673	2.12%
				\$525,597	

UNDER SICK LEAVE BENEFIT PLANS FOR FIREFIGHTERS, UNUSED SICK LEAVE CAN ACCUMULATE AND EMPLOYEES MAY BECOME ENTITLED TO A CASH PAYMENT WHEN THEY LEAVE THE MUNICIPALITY'S EMPLOYMENT. THE UNUSED SICK DAYS FOR OTHER EMPLOYEES HAVE BEEN FROZEN AND THE GRATUITY RELATING TO THESE UNUSED DAYS IS TO BE PAID OUT BY INSTALMENTS OR UPON RETIREMENT.

THE LIABILITY FOR THESE ACCUMULATED DAYS, TO THE EXTENT THAT THEY HAVE VESTED AND COULD BE TAKEN IN CASH BY AN EMPLOYEE ON TERMINATION, AMOUNTED TO \$5,545,296 AT DECEMBER 31, 2016. NO AMOUNT HAS BEEN PROVIDED FOR THIS PAST SERVICE LIABILITY. THE ACCUMULATED SICK LEAVE RESERVE AT DECEMBER 31, 2017 IS \$2,992,570 (54%).

IMPROVEMENTS (NonTCA)

STATION 1 - ROOF MAINTENANCE	\$5,000
STATION 2 - ROOF MAINTENANCE	1,000
STATION 2 - PAINT BAY DOORS	5,000
STATION 3 - PAINT BAY DOORS	5,000
STATION 4 - ROOF MAINTENANCE - AT METAL ROOF TRANSITION	5,500
STATION 5 - PAINT BAY DOORS	5,000
	<u>\$26,500</u>

BUILDING IMPROVEMENTS

FIREHALL #5 - ROOF REPLACEMENT	<u>\$50,000</u>
(to be funded through the Building Improvement Reserve)	

EXPENDITURE ACCOUNT	2019 BUDGET
310.111 <u>FIRE FIGHTING EQUIPMENT RESERVE:</u>	
OPENING BALANCE	\$1,483,097
ANNUAL RESERVE PROVISION	500,000
HYDRO SPECIAL DIVIDEND ALLOCATION	75,000
EXPENDITURES (2019)	<u>-704,857</u>
CLOSING BALANCE	<u>\$1,353,240</u>
 <u>EXPENDITURE DETAILS</u>	
ONE (1) FIRE PUMPER/TANKER (REPLACE UNIT P8) tendered in 2017	487,357
ONE (1) FIRE PREVENTION OFFICE VEHICLE (REPLACE FP03)	40,000
ONE(1) PLATOON CHIEF VEHICLE (REPLACE PC1)	60,000
ONE (1) WATERCRAFT (REPLACE B1)	37,500
ONE (1) FIRE PREVENTION OFFICE VEHICLE (REPLACE FP04)	40,000
ONE (1) FIRE TRAINING VEHICLE (REPLACE T01)	<u>40,000</u>
	<u>704,857</u>
 <u>2020 EXPENDITURES</u>	
FIRE PUMPER/TANKER (REPLACE UNIT P9) TO BE TENDERED IN 2019 FOR REPLACEMENT IN 2020	<u>\$790,455</u>

City of St Catharines
Fire Services
2019 Operating Budget - Expenditures by Object

	2019	2018	2017	2016	2015	\$	Change %	
	Budget	Budget	Actuals	Actuals	Actuals	2018	2018	
						Budget	Budget	
Object of Expenditure								
Salaries and Wages								
710.100.001	Salaries/Wages-Regular	16,575,721	16,693,460	15,303,359	15,286,999	15,027,889	-117,739	-0.71%
710.100.002	Salaries/Wages-Overtime	1,099,998	980,098	1,645,443	852,085	1,956,830	119,900	12.23%
710.100.003	Salaries/Wages-Ext Svce	9,601	9,601	51,308	773	7,827	0	0.00%
710.100.004	Salaries-Acting Rank	90,000	108,716	110,581	96,050	108,701	-18,716	-17.22%
710.100.005	Service Pay	500	500	515	-15	0	0	0.00%
710.100.006	Sick Pay	1,099,999	899,999	1,095,265	548,981	700,878	200,000	22.22%
710.100.007	Holiday/Vacation Pay	21,160	37,032	159,779	74,913	55,364	-15,872	-42.86%
710.100.010	Sick Leave Payout	99,222	160,001	70,829	292,818	244,133	-60,779	-37.99%
710.100.011	Supp'y Retirement	1,895	1,895	1,894	1,894	10,969	0	0.00%
Total Salaries and Wages		18,998,096	18,891,302	18,438,973	17,154,498	18,112,591	106,794	0.57%
Benefits								
710.100.030	Pensions	2,690,952	2,571,234	2,513,325	2,295,532	2,345,985	119,718	4.66%
710.100.031	Other Benefits	1,835,379	1,502,391	1,818,551	1,304,852	1,113,978	332,988	22.16%
710.100.032	Workers Compensation	490,169	511,840	735,974	397,666	396,506	-21,671	-4.23%
710.100.033	Employment Insurance	225,260	226,084	192,474	209,873	198,964	-824	-0.36%
710.100.043	Negotiations/Arbitration	25,000	50,000	52,327	65,948	85,770	-25,000	-50.00%
Total Benefits		5,266,760	4,861,549	5,312,651	4,273,871	4,141,203	405,211	8.34%
Equipment Operations								
710.100.050	Rentals	200	200	24	8	76	0	0.00%
710.100.053	Service Contracts	236,818	189,127	170,971	151,816	160,462	47,691	25.22%
710.100.054	Repairs-equipment	1,600	1,600	1,434	1,655	1,884	0	0.00%
710.100.055	Repairs-Auto	277,222	235,000	231,446	286,042	250,277	42,222	17.97%
710.100.057	Defibrillation Program	0	1,000	1,394	1,377	489	-1,000	-100.00%
710.100.058	Radio Sys-Repr/Upgrades	40,000	40,000	39,997	41,860	35,025	0	0.00%
710.100.059	Repairs-Fire Fightg Equip	17,000	15,000	12,236	12,186	18,402	2,000	13.33%
710.100.060	Testing and Inspection	32,100	38,920	34,988	34,031	32,024	-6,820	-17.52%
710.100.061	Licenses	13,000	8,400	11,037	8,730	8,685	4,600	54.76%
710.100.064	Insurance-motor vehicle	21,252	21,252	21,797	17,247	28,060	0	0.00%
710.100.065	Motor Vehicle Supplies	1,000	1,000	666	822	289	0	0.00%
710.100.066	Fuel-Gasoline,Diesel	95,000	95,000	96,105	81,377	100,550	0	0.00%
710.100.067	Car Allowance/Mileage	100	100	133	22	16	0	0.00%
710.100.069	Equipment Allocation	575,000	500,000	500,000	450,110	450,059	75,000	15.00%
710.100.070	Fire Fight'g Equipment	149,890	121,070	121,685	116,238	117,690	28,820	23.80%
710.100.073	Medical supplies	12,500	9,500	11,328	9,050	10,022	3,000	31.58%
Total Equipment Operations		1,472,682	1,277,169	1,255,241	1,212,571	1,214,010	195,513	15.31%
Materials								
710.100.102	Small Tools/Equipment	3,400	3,400	1,855	3,618	2,368	0	0.00%

City of St Catharines
Fire Services
2019 Operating Budget - Expenditures by Object

	2019	2018	2017	2016	2015	\$	Change %
	Budget	Budget	Actuals	Actuals	Actuals	2018	2018
						Budget	Budget
710.100.104 General Supplies	1,000	1,000	503	912	1,403	0	0.00%
710.100.110 Uniform Clothing	75,000	75,000	88,599	74,785	73,426	0	0.00%
710.100.111 Protective Clothing	125,500	121,000	126,168	120,249	122,013	4,500	3.72%
710.100.112 Resale-Alarm Awareness P	23,000	6,500	0	0	0	16,500	253.85%
Total Materials	227,900	206,900	217,125	199,564	199,210	21,000	10.15%
Building and Maintenance							
710.100.150 Cleaning Service	1,500	1,500	964	1,713	407	0	0.00%
710.100.151 Cleaning Supplies	10,000	10,000	11,196	11,986	11,296	0	0.00%
710.100.152 Gen Bldg Mtncs Supplies	10,000	10,000	15,787	13,921	10,074	0	0.00%
710.100.153 Snow Removal	0	0	267	0	0	0	0.00%
710.100.162 Repairs	99,394	99,140	85,987	93,310	93,940	254	0.26%
710.100.163 Heat,Light,Power,Water	199,000	215,307	177,373	181,345	175,979	-16,307	-7.57%
710.100.173 Insurance-Bldg/Contents	8,401	8,642	8,354	8,230	8,023	-241	-2.79%
710.100.180 Improvements-Non TCA	26,500	5,000	5,000	0	8	21,500	430.00%
Total Building and Maintenance	354,795	349,589	304,928	310,505	299,727	5,206	1.49%
Contracts							
710.100.206 Contracts-garbage coll'n	7,450	7,450	7,781	7,113	7,290	0	0.00%
710.100.230 Lawn Maintenance	0	1,000	0	0	700	-1,000	-100.00%
710.100.235 Contract-Pest Control	750	750	962	680	265	0	0.00%
Total Contracts	8,200	9,200	8,743	7,793	8,255	-1,000	-10.87%
Office and Related Expenses							
710.100.302 Insurance-Liability	19,212	20,000	19,157	21,216	24,074	-788	-3.94%
710.100.303 Courier Charges	3,800	3,800	4,211	4,069	2,948	0	0.00%
710.100.304 Postage	25	25	0	0	0	0	0.00%
710.100.305 Telephone	69,610	69,410	102,829	128,463	121,933	200	0.29%
710.100.306 Cellular Phones	13,000	13,000	15,662	15,000	19,288	0	0.00%
710.100.307 Printing	3,000	3,000	4,315	1,164	4,022	0	0.00%
710.100.308 Copying and Prints	10,500	12,500	9,378	9,550	10,332	-2,000	-16.00%
710.100.309 Advertising	400	400	0	0	0	0	0.00%
710.100.310 Office Supplies	12,000	14,000	9,862	17,840	21,008	-2,000	-14.29%
710.100.311 Record Maintenance	500	500	511	330	158	0	0.00%
710.100.312 Books and Publications	4,550	4,550	3,237	4,944	3,574	0	0.00%
710.100.314 Software	30,936	30,936	32,138	7,805	1,945	0	0.00%
710.100.323 Internet Charges	2,400	2,400	1,041	1,856	2,559	0	0.00%
710.100.330 Furniture/Equipment NTCA	7,000	7,000	3,688	4,159	3,293	0	0.00%
Total Office and Related Expenses	176,933	181,521	206,029	216,396	215,134	-4,588	-2.53%
Properties							
710.100.350 Office Equip/Furniture	4,000	4,000	295	0	-2,061	0	0.00%

City of St Catharines
Fire Services
2019 Operating Budget - Expenditures by Object

	2019	2018	2017	2016	2015	\$	Change %
	Budget	Budget	Actuals	Actuals	Actuals	2018	2018
						Budget	Budget
710.100.351 Replacement-Micros	0	0	0	33,423	10,812	0	0.00%
710.100.353 Motor Vehicles	0	0	37,690	0	0	0	0.00%
710.100.354 Other Equipment	0	0	0	7,759	14,953	0	0.00%
710.100.356 Bldg & Improvements	50,000	0	0	0	0	50,000	0.00%
Total Properties	54,000	4,000	37,985	41,182	23,704	50,000	1,250.00%
Other Service Charges							
702.420.021 Ontario Fire College	0	0	0	0	0	0	0.00%
702.420.070 Fire Burn Demonstration	0	0	0	0	0	0	0.00%
702.420.702 Fire-Critical Incident Crs	0	0	0	0	0	0	0.00%
710.100.400 Travelling	800	800	513	664	856	0	0.00%
710.100.401 Conferences/Conventions	13,000	17,370	20,737	8,163	13,365	-4,370	-25.16%
710.100.402 Training	20,000	20,000	30,557	0	0	0	0.00%
710.100.405 Subscriptions/Memb'ships	7,200	7,930	7,402	7,435	6,632	-730	-9.21%
710.100.417 Study/Consulting Fees	0	0	0	16,138	25,609	0	0.00%
710.100.427 Fire Preventn Activities	39,000	41,500	45,566	49,183	42,667	-2,500	-6.02%
710.100.428 Communications Division	8,350	8,350	8,347	6,379	7,356	0	0.00%
710.100.430 Fire Fighting Training	70,170	61,000	36,677	30,602	34,980	9,170	15.03%
710.100.446 Cost Share-Municipalities	2,500	2,500	2,212	0	0	0	0.00%
710.100.447 Fire Ground Rehab	1,000	1,000	1,056	1,418	204	0	0.00%
710.100.448 Eq't Reserve Allocation	0	0	9,043	4,859	0	0	0.00%
710.100.450 Miscellaneous	500	500	1,755	4,573	1,154	0	0.00%
Total Other Service Charges	162,520	160,950	163,865	129,414	132,823	1,570	0.98%
Total Expenditures	26,721,886	25,942,180	25,945,540	23,545,794	24,346,657	779,706	3.01%
Revenue							
710.100.800 Miscellaneous Revenue	-8,000	-8,000	-7,544	-17,650	-9,996	0	0.00%
710.100.803 Other Municipalities	0	0	-13,926	0	0	0	0.00%
710.100.804 CAD Revenue	-1,012,213	-983,104	-954,614	-927,676	-860,653	-29,109	2.96%
710.100.807 Fire Prevention Billings	-45,000	-30,000	-60,091	-60,200	-28,536	-15,000	50.00%
710.100.817 Workers Comp Recovery	-115,000	-50,000	-197,302	-27,050	-60,171	-65,000	130.00%
710.100.818 MTO Emergency Recovery	-40,000	-40,000	-70,935	-51,974	-24,001	0	0.00%
710.100.835 Obsolete Vehicle Sales	0	0	-9,043	-4,859	0	0	0.00%
710.100.900 Transfer from Reserve	-125,000	0	-50,760	0	0	-125,000	0.00%
710.100.940 Smoke/CO Alarm Program	-20,000	-20,000	-263	0	0	0	0.00%
710.100.941 Preventable False Alarms	-20,000	0	0	0	0	-20,000	0.00%
Total Revenue	-1,385,213	-1,131,104	-1,364,478	-1,089,409	-983,357	-254,109	22.47%

City of St Catharines
Fire Services
2019 Operating Budget - Expenditures by Object

	2019	2018	2017	2016	2015	\$	Change %
	Budget	Budget	Actuals	Actuals	Actuals	2018	2018
						Budget	Budget
Total Net Expenditures	25,336,673	24,811,076	24,581,062	22,456,385	23,363,300	525,597	2.12%

City of St Catharines
Emergency Planning
2019 Operating Budget - Expenditures by Object

	2019	2018	2017	2016	2015	\$	Change %
	Budget	Budget	Actuals	Actuals	Actuals	2018 Budget	2018 Budget
Object of Expenditure							
Materials							
710.110.102 Small Tools & Equipment	500	500	0	500	0	0	0.00%
710.110.104 General Supplies	500	500	430	1,097	2,242	0	0.00%
710.110.111 Protective Clothing	500	500	742	0	0	0	0.00%
Total Materials	1,500	1,500	1,172	1,597	2,242	0	0.00%
Office and Related Expenses							
710.110.307 Printing	700	700	1,318	2,731	9	0	0.00%
710.110.309 Advertising	2,000	2,000	0	0	0	0	0.00%
710.110.323 Internet Charges	1,400	1,400	1,361	1,127	793	0	0.00%
710.110.330 Equipment/Furniture NTCA	2,000	2,000	0	4,534	0	0	0.00%
Total Office and Related Expenses	6,100	6,100	2,679	8,392	802	0	0.00%
Other Service Charges							
710.110.401 Educational Conferences	110	110	65	51	102	0	0.00%
710.110.402 Training	6,350	6,350	3,501	1,432	707	0	0.00%
710.110.450 Miscellaneous	500	500	779	1,121	735	0	0.00%
Total Other Service Charges	6,960	6,960	4,345	2,604	1,544	0	0.00%
Total Expenditures	14,560	14,560	8,196	12,593	4,588	0	0.00%
Total Net Expenditures	14,560	14,560	8,196	12,593	4,588	0	0.00%

City of St Catharines

2019 Operating Budget - Expenditures by Department, Board or Committee

	2019 Budget	2018 Budget	2017 Actuals	2016 Actuals	2015 Actuals	\$ Change 2018 Budget	% Change 2018 Budget
Economic Development & Tourism							
Economic Development	737,000	691,101	604,915	606,454	469,728	45,899	6.64%
Enterprise Centre	94,887	88,797	22,779	48,919	70,872	6,090	6.86%
Tourism Promotion	276,575	281,243	268,177	274,883	261,273	-4,668	-1.66%
Physician Recruitment	0	0	0	0	0	0	0.00%
Total Economic Development & Tourism	1,108,462	1,061,141	895,871	930,256	801,873	47,321	4.46%

City of St Catharines
Economic Development
2019 Operating Budget - Expenditures by Object

	2019	2018	2017	2016	2015	\$	Change %	
	Budget	Budget	Actuals	Actuals	Actuals	2018	2018	
						Budget	Budget	
Object of Expenditure								
Salaries and Wages								
761.100.001	Salaries/Wages-Regular	418,245	382,209	314,490	317,348	241,403	36,036	9.43%
761.100.002	Salaries/Wages-Overtime	0	0	75	225	0	0	0.00%
761.100.003	Salaries/Wages-Ext Svce	156,262	57,677	58,148	59,422	79,982	98,585	170.93%
761.100.006	Sick Pay	0	0	0	0	0	0	0.00%
761.100.007	Holiday/Vacation Pay	0	83	5,055	2,796	4,428	-83	-100.00%
761.100.009	Doctor's Appointments	0	0	0	0	0	0	0.00%
Total Salaries and Wages		574,507	439,969	377,768	379,791	325,813	134,538	30.58%
Benefits								
761.100.030	Pensions	84,404	70,832	60,013	53,057	42,970	13,572	19.16%
761.100.031	Other Benefits	56,530	48,998	28,195	29,801	32,747	7,532	15.37%
761.100.032	Workers Compensation	16,830	13,592	10,128	10,531	9,267	3,238	23.82%
761.100.033	Employment Insurance	7,620	7,055	5,508	6,536	6,080	565	8.01%
761.100.040	Meal Allowance	0	0	0	0	0	0	0.00%
Total Benefits		165,384	140,477	103,844	99,925	91,064	24,907	17.73%
Equipment Operations								
761.100.067	Car Allowance/Mileage	5,000	5,000	4,610	4,352	4,585	0	0.00%
Total Equipment Operations		5,000	5,000	4,610	4,352	4,585	0	0.00%
Materials								
761.100.112	Resale Items	0	0	0	-1,103	664	0	0.00%
761.100.113	Obsolete Items	0	0	4,213	0	0	0	0.00%
Total Materials		0	0	4,213	-1,103	664	0	0.00%
Office and Related Expenses								
761.100.303	Courier Services	150	150	22	10	29	0	0.00%
761.100.306	Cellular Phones	3,250	3,250	4,349	2,999	2,796	0	0.00%
761.100.307	Printing	600	600	403	251	208	0	0.00%
761.100.310	Office Supplies	600	600	431	769	1,214	0	0.00%
761.100.312	Books and Publications	250	250	188	218	199	0	0.00%
761.100.330	Furniture/Equipment NTCA	500	500	500	0	0	0	0.00%
Total Office and Related Expenses		5,350	5,350	5,893	4,247	4,446	0	0.00%
Properties								
761.100.350	Office Equip/Furniture	3,000	0	0	0	0	3,000	0.00%
761.100.351	Replacements - Micros	0	0	0	264	2,305	0	0.00%
Total Properties		3,000	0	0	264	2,305	3,000	0.00%

City of St Catharines
Economic Development
2019 Operating Budget - Expenditures by Object

	2019	2018	2017	2016	2015	\$	Change %
	Budget	Budget	Actuals	Actuals	Actuals	2018	2018
						Budget	Budget
Other Service Charges							
761.100.400 Travelling	300	300	525	619	355	0	0.00%
761.100.401 Conferences/Conventions	1,750	1,750	3,498	3,087	3,668	0	0.00%
761.100.402 Education/training	1,000	1,000	1,868	2,499	849	0	0.00%
761.100.405 Subscriptions/Memb'ships	3,905	3,755	8,584	7,759	7,937	150	3.99%
761.100.406 Promotion and Publicity	60,500	65,500	63,701	78,479	69,413	-5,000	-7.63%
761.100.417 Study/Consulting Fees	0	0	0	25,440	0	0	0.00%
761.100.431 Civic Receptions/Dinners	3,000	3,000	3,446	2,246	945	0	0.00%
761.100.446 Downtown Program	25,000	25,000	26,965	37,653	22,918	0	0.00%
761.100.450 Miscellaneous	10,000	0	0	50	299	10,000	0.00%
Total Other Service Charges	105,455	100,305	108,587	157,832	106,384	5,150	5.13%
Total Expenditures	858,696	691,101	604,915	645,308	535,261	167,595	24.25%
Revenue							
761.100.802 Federal grants-various	0	0	0	-15,000	0	0	0.00%
761.100.805 Corporate Contributions	0	0	0	-23,005	-56,245	0	0.00%
761.100.900 Reserve Transfer	-121,696	0	0	0	0	-121,696	0.00%
761.100.940 Resale Items	0	0	0	-849	-787	0	0.00%
Total Revenue	-121,696	0	0	-38,854	-57,032	-121,696	0.00%
Total Net Expenditures	737,000	691,101	604,915	606,454	478,229	45,899	6.64%

City of St Catharines
Enterprise Centre
2019 Operating Budget - Expenditures by Object

	2019	2018	2017	2016	2015	\$	Change %
	Budget	Budget	Actuals	Actuals	Actuals	2018	2018
						Budget	Budget
Object of Expenditure							
Salaries and Wages							
761.105.001 Salaries/Wages Regular	83,519	82,082	62,243	76,988	71,416	1,437	1.75%
761.105.003 Salaries/Wages-Ext Svce	75,803	75,442	49,206	66,177	72,047	361	0.48%
761.105.006 Sick Pay	0	0	0	0	0	0	0.00%
761.105.007 Holiday/Vacation Pay	3,017	3,115	2,964	3,429	3,348	-98	-3.15%
Total Salaries and Wages	162,339	160,639	114,413	146,594	146,811	1,700	1.06%
Benefits							
761.105.030 Pensions	21,316	21,132	15,397	18,159	18,267	184	0.87%
761.105.031 Other Benefits	13,343	11,900	8,975	10,509	10,878	1,443	12.13%
761.105.032 Workers Compensation	5,311	5,070	3,614	4,362	4,095	241	4.75%
761.105.033 Employment Insurance	2,880	2,858	2,518	3,113	2,988	22	0.77%
Total Benefits	42,850	40,960	30,504	36,143	36,228	1,890	4.61%
Equipment Operations							
761.105.053 Service Contracts	5,000	5,000	183,240	0	0	0	0.00%
761.105.067 Car Allowance/Mileage	2,000	2,000	2,379	2,233	3,088	0	0.00%
Total Equipment Operations	7,000	7,000	185,619	2,233	3,088	0	0.00%
Building and Maintenance							
761.105.156 Room Rentals	500	500	153	763	712	0	0.00%
761.105.157 Rent	17,500	17,500	15,630	16,729	12,547	0	0.00%
761.105.162 Site repairs	500	500	0	426	0	0	0.00%
761.105.173 Insurance-Bldg/Contents	0	0	1	1	0	0	0.00%
Total Building and Maintenance	18,500	18,500	15,784	17,919	13,259	0	0.00%
Contracts							
761.105.200 Contracts - General	10,000	10,000	13,229	0	0	0	0.00%
Total Contracts	10,000	10,000	13,229	0	0	0	0.00%
Office and Related Expenses							
761.105.303 Courier Services	25	25	20	0	17	0	0.00%
761.105.306 Cellular Phones	773	773	1,020	531	800	0	0.00%
761.105.307 Printing	750	750	983	41	61	0	0.00%
761.105.308 Copying Fees	1,200	1,200	1,023	1,041	1,001	0	0.00%
761.105.309 Advertising	4,500	4,500	10,528	2,299	4,042	0	0.00%
761.105.310 Office Supplies	1,000	1,000	703	996	483	0	0.00%
761.105.312 Books and Publications	2,500	2,500	3	741	3,975	0	0.00%
761.105.314 Computer Software	0	0	161	0	173	0	0.00%
761.105.330 Equipment/Furniture NTCA	0	0	0	346	0	0	0.00%
Total Office and Related Expenses	10,748	10,748	14,441	5,995	10,552	0	0.00%

City of St Catharines
Enterprise Centre
2019 Operating Budget - Expenditures by Object

	2019	2018	2017	2016	2015	\$	Change %
	Budget	Budget	Actuals	Actuals	Actuals	2018	2018
						Budget	Budget
Other Service Charges							
702.420.750 Starter Co Grants - EDTS	0	0	0	0	0	0	0.00%
761.105.400 Travelling	1,000	1,000	109	24	287	0	0.00%
761.105.401 Conferences/Seminars	8,500	8,500	5,629	5,579	7,106	0	0.00%
761.105.402 Education/Training	3,000	3,000	2,869	2,492	1,908	0	0.00%
761.105.405 Subscriptions/Memberships	3,100	1,600	790	1,325	997	1,500	93.75%
761.105.406 Promotion and Publicity	10,375	12,375	21,524	27,372	11,638	-2,000	-16.16%
761.105.431 Civic Receptions	2,500	2,500	1,087	723	1,105	0	0.00%
761.105.450 Miscellaneous	0	0	3,080	66	3	0	0.00%
Total Other Service Charges	28,475	28,975	35,088	37,581	23,044	-500	-1.73%
Total Expenditures	279,912	276,822	409,078	246,465	232,982	3,090	1.12%
Revenue							
761.105.800 Seminar Fees	-3,000	-3,000	0	0	-143	0	0.00%
761.105.801 Provincial Contribution	-171,025	-174,025	-371,275	-180,006	-135,719	3,000	-1.72%
761.105.802 Federal Contribution	-1,000	-1,000	0	-1,000	-1,350	0	0.00%
761.105.803 Cdn Youth Business Fdn	0	0	0	-345	-645	0	0.00%
761.105.805 Corp Contribut'ns, Donat'n	-10,000	-10,000	-15,000	-16,100	-24,253	0	0.00%
761.105.834 Special Recoverables	0	0	-24	-95	0	0	0.00%
Total Revenue	-185,025	-188,025	-386,299	-197,546	-162,110	3,000	-1.60%
Total Net Expenditures	94,887	88,797	22,779	48,919	70,872	6,090	6.86%

City of St Catharines
Tourism Promotion
2019 Operating Budget - Expenditures by Object

	2019	2018	2017	2016	2015	\$	Change %
	Budget	Budget	Actuals	Actuals	Actuals	2018	2018
						Budget	Budget
Object of Expenditure							
Salaries and Wages							
761.115.001 Salaries/Wages-Regular	120,126	118,060	112,523	115,046	102,908	2,066	1.75%
761.115.002 Salaries/Wages-Overtime	0	0	0	0	639	0	0.00%
761.115.006 Sick Pay	0	0	0	0	0	0	0.00%
761.115.007 Holiday/Vacation Pay	0	0	862	0	0	0	0.00%
761.115.009 Doctor's Appointments	0	0	0	0	0	0	0.00%
Total Salaries and Wages	120,126	118,060	113,385	115,046	103,547	2,066	1.75%
Benefits							
761.115.030 Pensions	18,475	18,221	15,873	19,549	14,661	254	1.39%
761.115.031 Other Benefits	15,865	13,732	10,873	10,562	13,766	2,133	15.53%
761.115.032 Workers Compensation	4,080	4,494	3,533	3,385	3,077	-414	-9.21%
761.115.033 Employment Insurance	2,404	2,511	2,131	2,641	2,477	-107	-4.26%
Total Benefits	40,824	38,958	32,410	36,137	33,981	1,866	4.79%
Equipment Operations							
761.115.067 Car Allowance/Mileage	1,250	1,000	2,873	2,352	889	250	25.00%
Total Equipment Operations	1,250	1,000	2,873	2,352	889	250	25.00%
Office and Related Expenses							
761.115.303 Courier Services	750	750	536	575	366	0	0.00%
761.115.306 Cellular Phones	1,000	1,000	1,275	2,092	420	0	0.00%
761.115.308 Copying and Prints	500	500	497	211	792	0	0.00%
761.115.309 Advertising	74,250	76,450	67,515	79,214	83,928	-2,200	-2.88%
761.115.310 Office Supplies	200	200	5	184	509	0	0.00%
Total Office and Related Expenses	76,700	78,900	69,828	82,276	86,015	-2,200	-2.79%
Other Service Charges							
761.115.402 Education/Training	1,800	1,800	1,868	176	254	0	0.00%
761.115.404 Trade Shows/Meetings	13,700	13,950	19,978	17,532	10,909	-250	-1.79%
761.115.405 Subscriptions/Memb'ships	2,900	2,900	3,102	3,288	4,511	0	0.00%
761.115.406 Publicity and Promotion	0	0	426	28	0	0	0.00%
761.115.407 Brochure Development	63,100	64,500	65,267	67,008	88,167	-1,400	-2.17%
761.115.408 Brochure Distribution	33,500	33,500	32,399	31,994	36,179	0	0.00%
761.115.426 Sports Tourism Grant	10,000	15,000	0	0	-2,000	-5,000	-33.33%

City of St Catharines
Tourism Promotion
2019 Operating Budget - Expenditures by Object

	2019	2018	2017	2016	2015	\$	Change %
	Budget	Budget	Actuals	Actuals	Actuals	2018	2018
						Budget	Budget
761.115.431 Civic Receptions	175	175	79	183	117	0	0.00%
Total Other Service Charges	125,175	131,825	123,119	120,209	138,137	-6,650	-5.04%
Tangible Capital Assets							
761.115.380 TCA - Capitalized Assets	0	0	-344	0	-1,153	0	0.00%
761.115.384 TCA - Current Year Deprec	0	0	726	1,443	2,068	0	0.00%
761.115.389 TCA Offset	0	0	-381	-1,443	-915	0	0.00%
Total Tangible Capital Assets	0	0	1	0	0	0	0.00%
Total Expenditures	364,075	368,743	341,616	356,020	362,569	-4,668	-1.27%
Revenue							
761.115.800 Miscellaneous Revenue	0	0	0	-222	-1,685	0	0.00%
761.115.835 Visitors Guide	-50,500	-50,500	-46,353	-52,024	-62,431	0	0.00%
761.115.850 Co-op Advertising	-37,000	-37,000	-27,086	-28,891	-38,333	0	0.00%
Total Revenue	-87,500	-87,500	-73,439	-81,137	-102,449	0	0.00%
Total Net Expenditures	276,575	281,243	268,177	274,883	260,120	-4,668	-1.66%

**City of St Catharines
Physician Recruitment
2019 Operating Budget - Expenditures by Object**

	2019	2018	2017	2016	2015	\$	Change %
	Budget	Budget	Actuals	Actuals	Actuals	2018 Budget	2018 Budget
Object of Expenditure							
Other Service Charges							
761.100.465 Physician Recruitment	55,000	55,000	43,595	38,906	47,659	0	0.00%
Total Other Service Charges	55,000	55,000	43,595	38,906	47,659	0	0.00%
Total Expenditures	55,000	55,000	43,595	38,906	47,659	0	0.00%
Revenue							
761.100.951 Transfer from CPF	-55,000	-55,000	-43,595	-38,906	-47,659	0	0.00%
Total Revenue	-55,000	-55,000	-43,595	-38,906	-47,659	0	0.00%
Total Net Expenditures	0	0	0	0	0	0	0.00%

City of St Catharines

2019 Operating Budget - Expenditures by Department, Board or Committee

	2019	2018	2017	2016	2015	\$ Change	% Change
	Budget	Budget	Actuals	Actuals	Actuals	2018 Budget	2018 Budget
Transportation & Environmental Services							
Stores	318,637	312,269	300,508	307,064	307,158	6,368	2.04%
Equipment Maintenance	640,788	577,469	822,371	692,296	719,222	63,319	10.96%
Building Maintenance	285,194	251,543	460,734	450,290	445,682	33,651	13.38%
Building Repairs	932,497	857,046	942,574	893,567	972,325	75,451	8.80%
Building Repair Projects	0	0	0	0	0	0	0.00%
City Hall	784,504	784,186	650,407	566,893	539,386	318	0.04%
Lake St Service Centre	591,144	564,091	433,401	443,542	474,550	27,053	4.80%
6-8 Academy St	38,876	36,877	29,160	28,640	29,861	1,999	5.42%
85 Church St	0	0	0	-1	0	0	0.00%
Courthouse	85,229	85,357	47,553	62,674	71,044	-128	-0.15%
350 Niagara St	79,023	78,661	62,070	67,947	58,081	362	0.46%
Other Historical Properties	7,288	7,247	5,827	36,712	11,176	41	0.57%
Sundry City Properties	25,784	17,503	4,949	15,621	14,552	8,281	47.31%
Utility and Safety	88,461	86,466	83,695	60,190	81,144	1,995	2.31%
Street lighting	1,426,000	1,871,000	2,336,852	2,511,606	2,612,942	-445,000	-23.78%
Sidewalk Maintenance	427,879	413,207	322,617	367,673	344,251	14,672	3.55%
Sidewalk Replacement	350,000	350,000	238,761	348,311	394,999	0	0.00%
Sidewalk Overhead	154,601	127,862	150,372	191,774	218,461	26,739	20.91%
TES Administration	723,056	799,579	677,990	680,905	718,843	-76,523	-9.57%
Roadways General	1,375,937	1,452,380	1,124,690	1,106,562	1,025,005	-76,443	-5.26%
Bridges and Culverts	145,000	125,000	110,255	122,770	98,880	20,000	16.00%
Road Improvement Program	2,331,000	2,306,000	2,216,029	2,279,269	2,246,178	25,000	1.08%
Roads Overhead	1,998,324	1,896,402	1,882,292	1,953,552	2,036,635	101,922	5.37%
Winter Control	1,946,841	1,792,324	1,782,496	1,797,864	1,876,301	154,517	8.62%
Winter Control Overhead	372,089	291,195	506,107	464,111	582,017	80,894	27.78%
Street Cleaning	432,910	434,233	316,878	375,302	365,113	-1,323	-0.30%
Street Cleaning Overhead	98,929	77,413	129,840	140,063	152,845	21,516	27.79%
Drainage General	262,631	196,843	165,984	100,389	209,735	65,788	33.42%
Driveway and Culverts	0	0	827	-210	-3,696	0	0.00%
Watercourse Cleaning	118,645	120,624	98,381	67,070	85,830	-1,979	-1.64%
Drainage Overhead	437,647	330,884	404,331	351,242	414,511	106,763	32.27%
Safety Signals	270,609	277,276	221,599	227,645	201,600	-6,667	-2.40%
Signals	266,675	253,675	185,427	314,090	429,848	13,000	5.12%
Street and Sundry Signs	47,559	48,353	8,847	25,913	24,219	-794	-1.64%
Traffic Control Administration	299,927	302,228	292,714	314,816	235,067	-2,301	-0.76%
School Crossing Guards	651,022	653,415	617,339	611,205	639,254	-2,393	-0.37%
Railway Crossings	27,000	27,000	23,730	25,414	20,778	0	0.00%
Services Rendered	0	0	-1,018	-1,793	3,292	0	0.00%
Miscellaneous Recoverable	0	0	4,407	-1,313	-2,299	0	0.00%
Meeting and Training	275,499	283,573	221,122	180,276	182,789	-8,074	-2.85%
Other Public Work Overhead	164,728	128,301	269,025	219,875	228,588	36,427	28.39%
Environmental Monitoring	258,774	254,040	171,147	261,068	195,463	4,734	1.86%
Total Transportation & Environmental Services	18,740,707	18,471,522	18,322,290	18,660,884	19,261,630	269,185	1.46%

EXPENDITURE ACCOUNT	2019 BUDGET
702.415 <u>BUILDING REPAIR</u> (2018 - \$60,000)	
ROOF REVIEWS	\$0
ANNUAL ROOF ANCHOR INSPECTIONS	5,000
ASBESTOS REVIEW INSPECTIONS	15,000
ENERGY AUDITS	15,000
REFRIGERATION CONTRACT RENEWAL	20,000
MISCELLANEOUS STUDIES	5,000
	<u>\$60,000</u>
702.425 <u>CITY HALL IMPROVEMENTS</u> (2018 - \$10,000)	
ANTE ROOM - REPLACE FLOOR/PAINT	\$25,000
ROOF MAINTENANCE	4,500
	<u>\$29,500</u>
<u>BUILDING IMPROVEMENTS (TCA)</u>	
JAMES STREET DOOR REPAIR - PRELIMINARY DESIGN	\$35,000
UPS CAPACITOR UPGRADE	15,000
(to be funded through the Building Improvement Reserve)	<u>\$50,000</u>
702.456 <u>OLD COURTHOUSE (2018 - \$10,000)</u>	
ROOF REPAIRS	\$10,000
OFFICE REPAIRS - EDTS MOVE	10,000
	<u>\$20,000</u>
<u>BUILDING IMPROVEMENTS (TCA) (2018 - \$0)</u>	
REPLACE FIRE ALARM PANEL	\$20,000
(to be funded through the Building Improvement Reserve)	
702.461 <u>BUCHANAN HOUSE 360 NIAGARA STREET</u>	
<u>BUILDING IMPROVEMENTS (TCA) (2018 - \$0)</u>	
FLAT ROOF REPLACEMENT	\$35,000
(to be funded through the Building Improvement Reserve)	
702.465 <u>SUNDRY CITY PROPERTIES</u>	
<u>BUILDING IMPROVEMENTS (TCA) (2018 - \$0)</u>	
PORT DALHOUSIE LIBRARY BRANCH - REPLACE/INSTALL FADS RAMP	\$30,000
(to be funded through the Building Improvement Reserve)	
712.XXX <u>STREET LIGHTING:</u>	
HYDRO (2018 - \$1,420,000)	\$1,000,000
IMPROVEMENTS - STREET LIGHTING UPGRADES (2018 - \$100,000)	175,000
MAINTENANCE (2018 - \$350,000)	250,000
LOCATES	1,000
	<u>\$1,426,000</u>

EXPENDITURE ACCOUNT		2019 BUDGET
	<u>SIDEWALK MAINTENANCE:</u>	
720.100	2019 SIDEWALK REHABILITATION (2018 - \$161,250)	<u>\$161,250</u>
721.XXX	<u>BRIDGE/CULVERT REHABILITATION PROGRAM</u> (2018 - \$125,000) 2019 PROGRAM	<u>\$145,000</u>
721.100	<u>ROADWAYS CONTRACTS</u> (2018 - \$139,530)	
	CURB CUTS	\$6,500
	CURB REPAIRS	12,250
	RENTAL EQUIPMENT	14,500
	UTILITY REINSTATEMENT-CONCRETE	0
	SHEET TOP REPAIRS	23,000
	CATCH BASIN CLEANING	56,310
	CONCRETE REPAIRS	0
		<u>\$112,560</u>
	<u>STREET FURNITURE</u>	<u>\$1,000</u>
722.XXX	<u>ROAD & DRAINAGE IMPROVEMENT PROGRAMS</u> (2018 - \$2,306,000)	<u>\$2,331,000</u>
	<u>PROGRAM TO BE DETERMINED</u>	
724.100	<u>STREET SWEEPING CONTRACT</u> (2018 - \$79,830)	
	HAULING SWEEPINGS	\$7,000
	STREET SWEEPING CONTRACT	32,338
	FALL LEAF PICKUP	49,968
		<u>\$89,306</u>
725.100	<u>DRAINAGE</u> (2018 - \$31,270)	
	DITCHING CONTRACT	\$24,000
	HIRED EQUIPMENT	7,270
	STORM SEWER REAMING	25,000
	STORM SEWER SPOT REPAIR	30,000
	STORM SEWER TV INSPECTION	20,000
		<u>\$106,270</u>
726.105	<u>TRAFFIC SIGNAL INSTALLATIONS</u>	
	PEDESTRIAN CROSSING SIGNALS (1) - LOCATIONS TO BE DETERMINED	<u>\$30,000</u>
	TRAFFIC SIGNAL INSTALLATION - PER REGION REPLACEMENT SCHEDULE INCLUDED IN CAPITAL BUDGET AND FUNDED THROUGH THE INFRASTRUCTURE LEVY	

City of St Catharines
Stores
2019 Operating Budget - Expenditures by Object

	2019	2018	2017	2016	2015	\$	Change %
	Budget	Budget	Actuals	Actuals	Actuals	2018	2018
						Budget	Budget
Object of Expenditure							
Salaries and Wages							
702.400.001 Salaries/Wages-Regular	209,029	205,434	202,647	201,216	195,595	3,595	1.75%
702.400.002 Salaries/Wages-Overtime	16,999	16,999	13,890	9,043	11,163	0	0.00%
702.400.003 Salaries/Wages - Extra	0	0	0	0	0	0	0.00%
702.400.007 Holiday/Vacation Pay	0	0	306	0	0	0	0.00%
702.400.009 Doctor's Appointments	0	0	0	0	0	0	0.00%
Total Salaries and Wages	226,028	222,433	216,843	210,259	206,758	3,595	1.62%
Benefits							
702.400.030 Pensions	29,702	29,843	28,256	27,867	27,058	-141	-0.47%
702.400.031 Other Benefits	31,633	26,892	26,484	29,844	30,914	4,741	17.63%
702.400.032 Workers Compensation	7,867	7,623	6,651	6,061	5,963	244	3.20%
702.400.033 Employment Insurance	4,957	5,058	4,164	4,794	4,645	-101	-2.00%
702.400.040 Meal Allowance	0	0	204	0	0	0	0.00%
702.400.041 Safety Shoes	700	700	700	700	700	0	0.00%
Total Benefits	74,859	70,116	66,459	69,266	69,280	4,743	6.76%
Equipment Operations							
702.400.054 Repairs-equipment	4,000	5,000	1,600	5,581	3,709	-1,000	-20.00%
Total Equipment Operations	4,000	5,000	1,600	5,581	3,709	-1,000	-20.00%
Materials							
702.400.102 Small Tools/Equipment	250	250	0	0	0	0	0.00%
702.400.104 General Supplies	750	750	391	601	292	0	0.00%
702.400.110 Uniform Clothing	750	1,000	391	0	741	-250	-25.00%
702.400.113 Damage/Obsolescence	5,000	6,000	1,839	8,273	15,207	-1,000	-16.67%
702.400.114 Freight/EHC Charges	2,200	2,000	2,028	2,535	2,477	200	10.00%
Total Materials	8,950	10,000	4,649	11,409	18,717	-1,050	-10.50%
Building and Maintenance							
702.400.173 Insurance-Tools/Equip	0	0	0	89	429	0	0.00%
Total Building and Maintenance	0	0	0	89	429	0	0.00%
Office and Related Expenses							
702.400.306 Cellular Phone	1,000	720	258	261	709	280	38.89%
702.400.307 Printing	1,500	800	125	1,221	0	700	87.50%
702.400.308 Photocopying	500	0	0	0	0	500	0.00%
702.400.310 Office Supplies	500	500	641	229	477	0	0.00%
702.400.330 Furniture/Equipment NTCA	500	1,200	483	0	0	-700	-58.33%
Total Office and Related Expenses	4,000	3,220	1,507	1,711	1,186	780	24.22%

City of St Catharines

Stores

2019 Operating Budget - Expenditures by Object

						\$	Change %
	2019	2018	2017	2016	2015	2018	2018
	Budget	Budget	Actuals	Actuals	Actuals	Budget	Budget
Properties							
702.400.350 Office Equip/Furniture	0	0	4,407	0	0	0	0.00%
Total Properties	0	0	4,407	0	0	0	0.00%
Other Service Charges							
702.400.402 Training	300	0	504	168	0	300	0.00%
702.400.454 Disp'l Hazardous Waste	2,500	2,000	3,511	2,086	1,683	500	25.00%
Total Other Service Charges	2,800	2,000	4,015	2,254	1,683	800	40.00%
Total Expenditures	320,637	312,769	299,480	300,569	301,762	7,868	2.52%
Revenue							
702.400.834 Inventory Adjustment	0	0	2,073	9,245	5,442	0	0.00%
702.400.835 Obsolete Equip't Sales	-2,000	-500	-1,045	-2,750	-3,504	-1,500	300.00%
Total Revenue	-2,000	-500	1,028	6,495	1,938	-1,500	300.00%
Total Net Expenditures	318,637	312,269	300,508	307,064	303,700	6,368	2.04%

City of St Catharines
Equipment Maintenance
2019 Operating Budget - Expenditures by Object

	2019	2018	2017	2016	2015	\$	Change %
	Budget	Budget	Actuals	Actuals	Actuals	2018	2018
						Budget	Budget
Object of Expenditure							
Salaries and Wages							
702.405.001 Salaries/Wages-Regular	284,808	280,117	285,930	196,904	210,720	4,691	1.67%
702.405.002 Salaries/Wages-Overtime	1,004	1,004	2,902	0	1,033	0	0.00%
702.405.006 Sick Pay	17,504	17,504	37,125	19,545	22,567	0	0.00%
702.405.007 Holiday/Vacation Pay	100,038	101,600	91,177	98,743	90,917	-1,562	-1.54%
702.405.009 Doctor's Appointments	1,200	1,200	1,903	1,432	1,428	0	0.00%
Total Salaries and Wages	404,554	401,425	419,037	316,624	326,665	3,129	0.78%
Benefits							
702.405.030 Pensions	58,327	37,106	135,514	131,102	129,236	21,221	57.19%
702.405.031 Other Benefits	53,867	24,634	123,093	104,800	122,297	29,233	118.67%
702.405.032 Workers Compensation	13,947	8,719	31,400	27,573	27,151	5,228	59.96%
702.405.033 Employment Insurance	6,754	3,196	16,091	17,328	16,686	3,558	111.33%
702.405.040 Meal Allowance	509	509	204	370	407	0	0.00%
702.405.041 Safety Shoes	2,625	2,625	2,800	2,450	2,732	0	0.00%
702.405.044 Tool Allowance	15,000	15,000	12,240	12,480	12,560	0	0.00%
Total Benefits	151,029	91,789	321,342	296,103	311,069	59,240	64.54%
Equipment Operations							
702.405.050 Rentals	20,000	20,000	19,935	18,338	18,847	0	0.00%
702.405.053 Service Contracts	5,050	5,100	1,841	5,210	8,582	-50	-0.98%
702.405.054 Repairs-equipment	1,000	1,000	958	149	844	0	0.00%
702.405.067 Car Allowance/Mileage	700	700	540	0	0	0	0.00%
Total Equipment Operations	26,750	26,800	23,274	23,697	28,273	-50	-0.19%
Materials							
702.405.102 Small Tools/Equipment	8,500	8,500	6,007	7,960	7,847	0	0.00%
702.405.104 General Supplies	13,000	13,000	10,890	11,178	16,985	0	0.00%
702.405.110 Uniform Clothing	10,000	10,000	13,195	12,282	10,343	0	0.00%
Total Materials	31,500	31,500	30,092	31,420	35,175	0	0.00%
Building and Maintenance							
702.405.172 Disp'l Hazardous Mat'ls	2,000	2,000	0	1,035	583	0	0.00%
702.405.173 Insurance-Tools/Equip	0	0	0	326	1,573	0	0.00%
Total Building and Maintenance	2,000	2,000	0	1,361	2,156	0	0.00%
Office and Related Expenses							
702.405.306 Cellular Phones	2,500	2,500	2,599	1,937	2,265	0	0.00%
702.405.307 Printing	180	180	20	0	0	0	0.00%
Total Office and Related Expenses	2,680	2,680	2,619	1,937	2,265	0	0.00%

City of St Catharines
Equipment Maintenance
2019 Operating Budget - Expenditures by Object

	2019	2018	2017	2016	2015	\$	Change %
	Budget	Budget	Actuals	Actuals	Actuals	2018	2018
						Budget	Budget
Properties							
702.405.350 Office Equip/Furniture	0	0	0	158	1,746	0	0.00%
702.405.354 Other Equipment	0	0	6,606	0	0	0	0.00%
Total Properties	0	0	6,606	158	1,746	0	0.00%
Other Service Charges							
702.405.401 Conferences/Conventions	600	600	463	10	231	0	0.00%
702.405.402 Technical Training	15,000	14,000	13,856	18,794	7,556	1,000	7.14%
702.405.405 Subscriptions/Memb'ships	4,675	4,675	3,368	2,738	1,906	0	0.00%
702.405.440 Audit Fees-MTO	2,500	2,500	2,442	0	0	0	0.00%
Total Other Service Charges	22,775	21,775	20,129	21,542	9,693	1,000	4.59%
Total Expenditures	641,288	577,969	823,099	692,842	717,042	63,319	10.96%
Revenue							
702.405.834 Miscellaneous Recoverable	-500	-500	-728	-546	-511	0	0.00%
Total Revenue	-500	-500	-728	-546	-511	0	0.00%
Total Net Expenditures	640,788	577,469	822,371	692,296	716,531	63,319	10.96%

City of St Catharines
Building Maintenance
2019 Operating Budget - Expenditures by Object

	2019	2018	2017	2016	2015	\$	Change %
	Budget	Budget	Actuals	Actuals	Actuals	2018	2018
						Budget	Budget
Object of Expenditure							
Salaries and Wages							
702.410.001 Salaries/Wages-Regular	129,739	103,089	99,714	108,304	110,224	26,650	25.85%
702.410.002 Salaries/Wages-Overtime	17,004	17,004	14,603	17,391	14,159	0	0.00%
702.410.003 Salaries/Wages-Ext Svce	0	0	0	762	1,030	0	0.00%
702.410.006 Sick Pay	7,002	7,002	25,929	33,367	42,192	0	0.00%
702.410.007 Holiday/Vacation Pay	44,852	67,771	79,228	68,709	71,304	-22,919	-33.82%
702.410.009 Doctor's Appointments	800	800	661	892	649	0	0.00%
Total Salaries and Wages	199,397	195,666	220,135	229,425	239,558	3,731	1.91%
Benefits							
702.410.030 Pensions	24,708	14,730	84,734	84,879	73,651	9,978	67.74%
702.410.031 Other Benefits	40,278	26,029	101,167	91,482	88,924	14,249	54.74%
702.410.032 Workers Compensation	4,610	2,183	32,156	21,289	19,374	2,427	111.18%
702.410.033 Employment Insurance	3,243	1,829	14,148	16,627	14,991	1,414	77.31%
702.410.040 Meal Allowance	401	401	370	130	259	0	0.00%
702.410.041 Safety Shoes	2,275	2,275	2,975	2,450	2,625	0	0.00%
Total Benefits	75,515	47,447	235,550	216,857	199,824	28,068	59.16%
Equipment Operations							
702.410.050 Rentals	500	500	62	110	380	0	0.00%
702.410.053 Service Contracts	1,132	1,280	1,099	1,099	1,099	-148	-11.56%
Total Equipment Operations	1,632	1,780	1,161	1,209	1,479	-148	-8.31%
Materials							
702.410.102 Small Tools/Equipment	500	500	424	102	0	0	0.00%
702.410.110 Uniform Clothing	1,500	1,500	2,409	497	1,434	0	0.00%
Total Materials	2,000	2,000	2,833	599	1,434	0	0.00%
Office and Related Expenses							
702.410.306 Cellular Phones	2,200	2,200	-227	2,200	2,234	0	0.00%
Total Office and Related Expenses	2,200	2,200	-227	2,200	2,234	0	0.00%
Other Service Charges							
702.410.401 Conferences/Conventions	750	750	0	0	0	0	0.00%
702.410.402 Training	3,500	1,500	1,282	0	0	2,000	133.33%
702.410.450 Miscellaneous	200	200	0	0	0	0	0.00%
Total Other Service Charges	4,450	2,450	1,282	0	0	2,000	81.63%

City of St Catharines
Building Maintenance
2019 Operating Budget - Expenditures by Object

	2019	2018	2017	2016	2015	\$	Change %
	Budget	Budget	Actuals	Actuals	Actuals	2018	2018
						Budget	Budget
Total Expenditures	285,194	251,543	460,734	450,290	444,529	33,651	13.38%
Total Net Expenditures	285,194	251,543	460,734	450,290	444,529	33,651	13.38%

City of St Catharines
Building Repairs
2019 Operating Budget - Expenditures by Object

	2019	2018	2017	2016	2015	\$	Change %
	Budget	Budget	Actuals	Actuals	Actuals	2018	2018
						Budget	Budget
Object of Expenditure							
Salaries and Wages							
702.415.001 Salaries/Wages-Regular	413,638	391,847	294,198	247,284	299,793	21,791	5.56%
702.415.002 Salaries/Wages-Overtime	20,004	20,004	17,715	24,959	22,121	0	0.00%
702.415.006 Sick Pay	20,002	20,002	38,923	22,665	39,703	0	0.00%
702.415.007 Holiday/Vacation Pay	116,650	124,021	109,241	111,134	123,081	-7,371	-5.94%
702.415.008 Modified Work Program	0	0	0	8,239	7,343	0	0.00%
702.415.009 Doctor's Appointments	1,500	1,500	2,108	1,214	1,422	0	0.00%
Total Salaries and Wages	571,794	557,374	462,185	415,495	493,463	14,420	2.59%
Benefits							
702.415.030 Pensions	71,151	52,822	146,786	136,556	137,218	18,329	34.70%
702.415.031 Other Benefits	91,006	64,080	151,060	143,482	165,278	26,926	42.02%
702.415.032 Workers Compensation	14,996	10,374	33,092	29,267	30,841	4,622	44.55%
702.415.033 Employment Insurance	6,580	4,261	17,372	19,690	20,335	2,319	54.42%
702.415.040 Meal Allowance	200	300	176	157	241	-100	-33.33%
702.415.041 Safety Shoes	3,150	2,975	2,800	3,150	2,975	175	5.88%
Total Benefits	187,083	134,812	351,286	332,302	356,888	52,271	38.77%
Equipment Operations							
702.415.050 Rentals	500	1,500	23	27	805	-1,000	-66.67%
702.415.053 Service Contracts	47,560	47,800	40,897	43,065	43,073	-240	-0.50%
702.415.054 Repairs-equipment	100	500	0	0	0	-400	-80.00%
702.415.067 Car Allowance/Mileage	1,500	500	1,993	1,551	0	1,000	200.00%
Total Equipment Operations	49,660	50,300	42,913	44,643	43,878	-640	-1.27%
Materials							
702.415.102 Small Tools/Equipment	7,000	7,000	8,071	4,884	8,075	0	0.00%
702.415.104 General Supplies	17,000	17,000	19,048	15,620	18,432	0	0.00%
702.415.109 Safety/Protective Equip't	0	0	244	0	0	0	0.00%
702.415.110 Uniform Clothing	4,000	4,000	2,509	2,944	3,340	0	0.00%
Total Materials	28,000	28,000	29,872	23,448	29,847	0	0.00%
Building and Maintenance							
702.415.162 Repairs	0	0	107	223	372	0	0.00%
702.415.173 Insurance-Tools/Equip't	0	0	0	40	193	0	0.00%
Total Building and Maintenance	0	0	107	263	565	0	0.00%
Office and Related Expenses							
702.415.306 Cellular Phones	6,160	6,160	2,322	5,841	6,893	0	0.00%
702.415.307 Printing	300	300	258	0	0	0	0.00%
702.415.310 Office Supplies	0	100	0	0	2	-100	-100.00%

City of St Catharines
Building Repairs
2019 Operating Budget - Expenditures by Object

	2019	2018	2017	2016	2015	\$	Change %
	Budget	Budget	Actuals	Actuals	Actuals	2018	2018
						Budget	Budget
702.415.312 Books and Publications	750	750	122	0	661	0	0.00%
702.415.330 Furniture/Equipment NTCA	0	500	0	0	0	-500	-100.00%
Total Office and Related Expenses	7,210	7,810	2,702	5,841	7,556	-600	-7.68%
Other Service Charges							
702.415.401 Conferences/Conventions	5,000	5,000	3,352	1,461	2,353	0	0.00%
702.415.402 Training	20,000	10,000	12,718	15,347	6,635	10,000	100.00%
702.415.405 Subscriptions/Memb'ship	3,750	3,750	2,274	3,398	2,025	0	0.00%
702.415.417 Study/Consulting Fees	60,000	60,000	35,165	51,369	24,440	0	0.00%
Total Other Service Charges	88,750	78,750	53,509	71,575	35,453	10,000	12.70%
Total Expenditures	932,497	857,046	942,574	893,567	967,650	75,451	8.80%
Total Net Expenditures	932,497	857,046	942,574	893,567	967,650	75,451	8.80%

City of St Catharines
City Hall
2019 Operating Budget - Expenditures by Object

	2019	2018	2017	2016	2015	\$	Change %
	Budget	Budget	Actuals	Actuals	Actuals	2018	2018
						Budget	Budget
Object of Expenditure							
Salaries and Wages							
702.425.001 Salaries/Wages-Regular	270,924	261,560	264,222	243,883	214,893	9,364	3.58%
702.425.002 Salaries/Wages-Overtime	7,504	7,504	7,731	6,453	7,518	0	0.00%
702.425.003 Salaries/Wages - Extra	0	0	0	0	0	0	0.00%
702.425.008 Modified Work	0	0	3,090	9,550	7,323	0	0.00%
Total Salaries and Wages	278,428	269,064	275,043	259,886	229,734	9,364	3.48%
Benefits							
702.425.030 Pensions	41,467	52,523	473	0	0	-11,056	-21.05%
702.425.031 Other Benefits	45,739	46,752	407	0	0	-1,013	-2.17%
702.425.032 Workers Compensation	9,645	12,007	99	0	0	-2,362	-19.67%
702.425.033 Employment Insurance	6,334	8,846	65	0	0	-2,512	-28.40%
Total Benefits	103,185	120,128	1,044	0	0	-16,943	-14.10%
Equipment Operations							
702.425.050 Rentals	800	800	655	869	936	0	0.00%
702.425.053 Service Contracts	57,200	63,800	57,158	40,962	43,941	-6,600	-10.34%
702.425.054 Repairs-equipment	2,300	2,000	778	68	1,162	300	15.00%
Total Equipment Operations	60,300	66,600	58,591	41,899	46,039	-6,300	-9.46%
Materials							
702.425.102 Small Tools/Equipment	1,000	1,000	1,064	671	615	0	0.00%
702.425.104 General Supplies	5,000	5,000	5,013	2,219	4,636	0	0.00%
Total Materials	6,000	6,000	6,077	2,890	5,251	0	0.00%
Building and Maintenance							
702.425.150 Cleaning Serv-contract	5,000	5,000	4,031	3,562	3,435	0	0.00%
702.425.151 Cleaning Supplies	5,000	5,000	5,060	5,320	5,391	0	0.00%
702.425.152 Gen Bldg Mtncs Supplies	16,000	16,000	17,271	15,644	15,858	0	0.00%
702.425.153 Snow Removal	3,000	5,000	666	867	2,632	-2,000	-40.00%
702.425.162 Repairs	95,057	92,944	79,660	74,153	67,783	2,113	2.27%
702.425.163 Heat,Light,Power,Water	169,000	174,000	160,714	159,985	148,503	-5,000	-2.87%
702.425.173 Insurance-Bldg/Contents	11,484	11,150	11,133	9,502	4,175	334	3.00%
702.425.180 Improvements-Non TCA	29,500	10,000	13,053	529	20,046	19,500	195.00%
Total Building and Maintenance	334,041	319,094	291,588	269,562	267,823	14,947	4.68%
Contracts							
702.425.205 Contract-Security	46,500	46,500	43,192	37,632	35,863	0	0.00%
702.425.206 Contracts-Waste Disp'l	6,500	6,500	6,426	6,020	5,720	0	0.00%
702.425.235 Contracts-Pest Control	300	300	0	66	0	0	0.00%
Total Contracts	53,300	53,300	49,618	43,718	41,583	0	0.00%

City of St Catharines
City Hall
2019 Operating Budget - Expenditures by Object

	2019	2018	2017	2016	2015	\$	Change %
	Budget	Budget	Actuals	Actuals	Actuals	2018	2018
						Budget	Budget
Office and Related Expenses							
702.425.306 Cell Phones	250	0	0	0	110	250	0.00%
Total Office and Related Expenses	250	0	0	0	110	250	0.00%
Properties							
702.425.350 Office Equip/Furniture	0	0	15,182	0	0	0	0.00%
702.425.354 Other Equipment	0	0	4,385	0	0	0	0.00%
702.425.356 Bldg & Improvements	50,000	0	0	0	0	50,000	0.00%
Total Properties	50,000	0	19,567	0	0	50,000	0.00%
Other Service Charges							
702.425.417 Study/Consulting Fees	0	0	131	131	123	0	0.00%
Total Other Service Charges	0	0	131	131	123	0	0.00%
Tangible Capital Assets							
702.425.380 Capitalized Assets	0	0	-3,976	0	0	0	0.00%
702.425.381 TCA - Expensed from WIP	0	0	25,007	0	4,119	0	0.00%
702.425.384 TCA - Current Year Deprec	0	0	254,222	254,311	255,196	0	0.00%
702.425.389 TCA Offset	0	0	-275,254	-254,311	-263,966	0	0.00%
Total Tangible Capital Assets	0	0	-1	0	-4,651	0	0.00%
Total Expenditures	885,504	834,186	701,658	618,086	586,012	51,318	6.15%
Revenue							
702.425.860 Vending Machines	-1,000	0	-1,251	-1,193	-1,068	-1,000	0.00%
702.425.900 Transfer from reserve	-50,000	0	0	0	0	-50,000	0.00%
702.425.950 Allocation-Waterworks	-50,000	-50,000	-50,000	-50,000	-50,000	0	0.00%
Total Revenue	-101,000	-50,000	-51,251	-51,193	-51,068	-51,000	102.00%
Total Net Expenditures	784,504	784,186	650,407	566,893	534,944	318	0.04%

City of St Catharines
Lake St Service Centre
2019 Operating Budget - Expenditures by Object

	2019	2018	2017	2016	2015	\$	Change %
	Budget	Budget	Actuals	Actuals	Actuals	2018	2018
						Budget	Budget
Object of Expenditure							
Salaries and Wages							
702.430.001 Salaries/Wages-Regular	106,835	102,844	132,388	124,664	121,079	3,991	3.88%
702.430.002 Salaries/Wages-Overtime	5,002	5,002	6,064	3,910	4,594	0	0.00%
702.430.003 Salaries/Wages-extra	30,343	30,055	0	695	0	288	0.96%
Total Salaries and Wages	142,180	137,901	138,452	129,269	125,673	4,279	3.10%
Benefits							
702.430.030 Pensions	18,520	23,748	153	0	0	-5,228	-22.01%
702.430.031 Other Benefits	24,945	24,837	171	0	0	108	0.43%
702.430.032 Workers Compensation	4,819	5,104	34	0	0	-285	-5.58%
702.430.033 Employment Insurance	3,965	5,408	22	0	0	-1,443	-26.68%
Total Benefits	52,249	59,097	380	0	0	-6,848	-11.59%
Equipment Operations							
702.430.050 Rentals	500	500	447	675	488	0	0.00%
702.430.053 Service Contracts	53,575	18,000	15,461	14,548	14,108	35,575	197.64%
702.430.054 Repairs-equipment	2,400	2,000	907	3,053	3,103	400	20.00%
Total Equipment Operations	56,475	20,500	16,815	18,276	17,699	35,975	175.49%
Materials							
702.430.102 Small Tools/Equipment	3,200	250	282	232	177	2,950	1,180.00%
702.430.104 General Supplies	25,000	20,000	16,830	21,739	15,679	5,000	25.00%
Total Materials	28,200	20,250	17,112	21,971	15,856	7,950	39.26%
Building and Maintenance							
702.430.152 Gen Bldg Mtncce Supplies	0	0	128	210	5	0	0.00%
702.430.162 Repairs	114,068	112,251	71,278	89,247	126,060	1,817	1.62%
702.430.163 Heat,Light,Power,Water	218,200	239,000	208,914	211,555	210,708	-20,800	-8.70%
702.430.173 Insurance-Bldg/Contents	16,172	15,992	15,992	14,662	11,735	180	1.13%
702.430.180 Improvements-Non TCA	2,000	0	0	0	1,356	2,000	0.00%
Total Building and Maintenance	350,440	367,243	296,312	315,674	349,864	-16,803	-4.58%
Contracts							
702.430.206 Contract-Waste Coll'n	11,000	8,500	9,342	7,762	13,186	2,500	29.41%
702.430.235 Contracts - Pest Control	600	600	603	590	509	0	0.00%
Total Contracts	11,600	9,100	9,945	8,352	13,695	2,500	27.47%
Properties							
702.430.354 Other Equipment	0	0	4,385	0	0	0	0.00%
Total Properties	0	0	4,385	0	0	0	0.00%

City of St Catharines
Lake St Service Centre
2019 Operating Budget - Expenditures by Object

	2019	2018	2017	2016	2015	\$	Change %
	Budget	Budget	Actuals	Actuals	Actuals	2018	2018
						Budget	Budget
Other Service Charges							
702.430.417 Study/Consulting Fees	0	0	0	0	0	0	0.00%
Total Other Service Charges	0	0	0	0	0	0	0.00%
Total Expenditures	641,144	614,091	483,401	493,542	522,787	27,053	4.41%
Revenue							
702.430.950 Allocation-Waterworks	-50,000	-50,000	-50,000	-50,000	-50,000	0	0.00%
Total Revenue	-50,000	-50,000	-50,000	-50,000	-50,000	0	0.00%
Total Net Expenditures	591,144	564,091	433,401	443,542	472,787	27,053	4.80%

City of St Catharines
6-8 Academy St
2019 Operating Budget - Expenditures by Object

	2019	2018	2017	2016	2015	\$	Change %
	Budget	Budget	Actuals	Actuals	Actuals	2018	2018
						Budget	Budget
Object of Expenditure							
Equipment Operations							
702.445.053 Service Contracts	1,820	1,870	655	1,044	1,150	-50	-2.67%
Total Equipment Operations	1,820	1,870	655	1,044	1,150	-50	-2.67%
Building and Maintenance							
702.445.150 Cleaning Services	8,000	5,000	5,404	4,676	4,863	3,000	60.00%
702.445.152 Genl Bldg Mntce Supplies	0	0	77	0	0	0	0.00%
702.445.153 Snow Removal	500	650	108	721	44	-150	-23.08%
702.445.162 Repairs	5,070	4,957	1,831	2,049	2,185	113	2.28%
702.445.163 Heat,Light,Power,Water	20,050	21,000	17,898	16,797	17,524	-950	-4.52%
702.445.173 Insurance-Bldg/Contents	1,236	1,200	1,136	1,288	2,032	36	3.00%
Total Building and Maintenance	34,856	32,807	26,454	25,531	26,648	2,049	6.25%
Office and Related Expenses							
702.445.305 Telephone	2,200	2,200	2,051	2,065	1,945	0	0.00%
Total Office and Related Expenses	2,200	2,200	2,051	2,065	1,945	0	0.00%
Total Expenditures	38,876	36,877	29,160	28,640	29,743	1,999	5.42%
Revenue							
702.445.814 Rent-Transit Bldg	0	0	0	0	0	0	0.00%
Total Revenue	0	0	0	0	0	0	0.00%
Total Net Expenditures	38,876	36,877	29,160	28,640	29,743	1,999	5.42%

City of St Catharines
85 Church St
2019 Operating Budget - Expenditures by Object

	2019	2018	2017	2016	2015	\$	Change %
	Budget	Budget	Actuals	Actuals	Actuals	2018	2018
						Budget	Budget
Object of Expenditure							
Equipment Operations							
702.450.053 Service Contracts	4,600	4,710	4,301	4,186	4,307	-110	-2.34%
Total Equipment Operations	4,600	4,710	4,301	4,186	4,307	-110	-2.34%
Building and Maintenance							
702.450.162 Repairs	8,872	8,675	8,756	4,099	7,020	197	2.27%
702.450.173 Insurance-Bldg/Contents	4,393	4,265	4,293	4,058	4,215	128	3.00%
702.450.180 Improvements-Non TCA	3,000	0	0	0	0	3,000	0.00%
Total Building and Maintenance	16,265	12,940	13,049	8,157	11,235	3,325	25.70%
Properties							
702.450.356 Bldg & Improvements	15,000	0	0	0	0	15,000	0.00%
Total Properties	15,000	0	0	0	0	15,000	0.00%
Other Service Charges							
702.450.448 Allocation to Capital	127,302	145,517	145,817	150,823	147,625	-18,215	-12.52%
Total Other Service Charges	127,302	145,517	145,817	150,823	147,625	-18,215	-12.52%
Total Expenditures	163,167	163,167	163,167	163,166	163,167	0	0.00%
Revenue							
702.450.814 Rent Receivable	-163,167	-163,167	-163,167	-163,167	-163,167	0	0.00%
Total Revenue	-163,167	-163,167	-163,167	-163,167	-163,167	0	0.00%
Total Net Expenditures	0	0	0	-1	0	0	0.00%

City of St Catharines
Courthouse
2019 Operating Budget - Expenditures by Object

	2019	2018	2017	2016	2015	\$	Change %
	Budget	Budget	Actuals	Actuals	Actuals	2018	2018
						Budget	Budget
Object of Expenditure							
Equipment Operations							
702.456.053 Service Contracts	3,600	4,000	3,787	3,801	3,634	-400	-10.00%
Total Equipment Operations	3,600	4,000	3,787	3,801	3,634	-400	-10.00%
Materials							
702.456.104 General Supplies	0	0	0	93	0	0	0.00%
Total Materials	0	0	0	93	0	0	0.00%
Building and Maintenance							
702.456.150 Cleaning/Custodian	5,000	5,000	2,872	2,981	5,759	0	0.00%
702.456.152 Building Mntce Supplies	0	0	25	52	22	0	0.00%
702.456.153 Snow/Yard Mntce	1,000	1,000	0	0	64	0	0.00%
702.456.162 Repairs Building	15,209	14,871	8,670	10,838	13,875	338	2.27%
702.456.163 Heat,light,power,water	35,000	42,000	17,941	37,695	42,877	-7,000	-16.67%
702.456.169 Courthouse Clock	3,500	3,500	0	3,400	0	0	0.00%
702.456.173 Insurance-Bldg,Contents	4,420	4,486	4,351	4,272	5,035	-66	-1.47%
702.456.180 Improvements-Non TCA	20,000	10,000	9,907	0	-525	10,000	100.00%
Total Building and Maintenance	84,129	80,857	43,766	59,238	67,107	3,272	4.05%
Contracts							
702.456.235 Contract-Pest Control	500	500	0	89	303	0	0.00%
Total Contracts	500	500	0	89	303	0	0.00%
Properties							
702.456.356 Bldg & Improvements	20,000	0	0	0	0	20,000	0.00%
Total Properties	20,000	0	0	0	0	20,000	0.00%
Total Expenditures	108,229	85,357	47,553	63,221	71,044	22,872	26.80%
Revenue							
702.456.800 Miscellaneous Revenue	0	0	0	-547	0	0	0.00%
702.456.814 Rental Fees	-3,000	0	0	0	0	-3,000	0.00%
702.456.900 Reserve Transfer	-20,000	0	0	0	0	-20,000	0.00%
Total Revenue	-23,000	0	0	-547	0	-23,000	0.00%
Total Net Expenditures	85,229	85,357	47,553	62,674	71,044	-128	-0.15%

City of St Catharines
350 Niagara St
2019 Operating Budget - Expenditures by Object

	2019	2018	2017	2016	2015	\$	Change %
	Budget	Budget	Actuals	Actuals	Actuals	2018	2018
						Budget	Budget
Object of Expenditure							
Equipment Operations							
702.461.053 Service Contracts	4,400	4,690	1,792	8,002	9,979	-290	-6.18%
702.461.054 Equipment - repairs	100	0	0	0	0	100	0.00%
Total Equipment Operations	4,500	4,690	1,792	8,002	9,979	-190	-4.05%
Building and Maintenance							
702.461.150 Cleaning Service	20,000	20,000	15,002	11,368	11,598	0	0.00%
702.461.152 Maintenance Supplies	800	600	807	519	545	200	33.33%
702.461.162 Repairs	19,011	17,871	13,136	13,656	12,510	1,140	6.38%
702.461.163 Heat,Light,Power,Water	24,460	25,200	18,610	18,559	17,562	-740	-2.94%
702.461.173 Insurance-Bldg/Contents	1,702	1,750	1,673	2,332	4,874	-48	-2.74%
Total Building and Maintenance	65,973	65,421	49,228	46,434	47,089	552	0.84%
Contracts							
702.461.205 Contracts-Security	7,500	7,500	6,976	0	0	0	0.00%
702.461.206 Contracts - Garbage	550	550	523	511	498	0	0.00%
702.461.235 Contracts-Pest Control	500	500	422	0	132	0	0.00%
Total Contracts	8,550	8,550	7,921	511	630	0	0.00%
Properties							
702.461.350 Furniture/Equipment TCA	0	0	3,129	0	0	0	0.00%
702.461.356 Bldg & Improvements	35,000	0	0	0	0	35,000	0.00%
Total Properties	35,000	0	3,129	0	0	35,000	0.00%
Total Expenditures	114,023	78,661	62,070	54,947	57,698	35,362	44.95%
Revenue							
702.461.900 Transfer from reserve	-35,000	0	0	0	0	-35,000	0.00%
Total Revenue	-35,000	0	0	0	0	-35,000	0.00%
Total Net Expenditures	79,023	78,661	62,070	54,947	57,698	362	0.46%

City of St Catharines
Other Historical Properties
2019 Operating Budget - Expenditures by Object

	2019	2018	2017	2016	2015	\$	Change %
	Budget	Budget	Actuals	Actuals	Actuals	2018	2018
						Budget	Budget
Object of Expenditure							
Equipment Operations							
702.462.053 Service Contracts	800	770	218	434	301	30	3.90%
Total Equipment Operations	800	770	218	434	301	30	3.90%
Building and Maintenance							
702.462.162 Repairs	1,901	1,907	1,999	1,847	2,002	-6	-0.31%
702.462.163 Heat,light,power,water	4,000	4,000	3,053	2,977	3,857	0	0.00%
702.462.173 Insurance-Ppty/Contents	587	570	557	1,454	4,790	17	2.98%
702.462.180 Improvements-Non TCA	0	0	0	30,000	0	0	0.00%
Total Building and Maintenance	6,488	6,477	5,609	36,278	10,649	11	0.17%
Total Expenditures	7,288	7,247	5,827	36,712	10,950	41	0.57%
Total Net Expenditures	7,288	7,247	5,827	36,712	10,950	41	0.57%

City of St Catharines
Sundry City Properties
2019 Operating Budget - Expenditures by Object

	2019	2018	2017	2016	2015	\$	Change %
	Budget	Budget	Actuals	Actuals	Actuals	2018	2018
						Budget	Budget
Object of Expenditure							
Equipment Operations							
702.465.053 Service Contracts	510	510	178	67	706	0	0.00%
Total Equipment Operations	510	510	178	67	706	0	0.00%
Building and Maintenance							
702.465.162 Repairs	12,674	12,393	23,208	8,562	5,299	281	2.27%
702.465.163 Heat,Light,Power,Water	4,600	4,600	2,911	5,739	2,509	0	0.00%
702.465.173 Insurance-Bldg/Contents	0	0	0	1,253	6,038	0	0.00%
702.465.180 Improvements-Non TCA	8,000	0	0	0	0	8,000	0.00%
Total Building and Maintenance	25,274	16,993	26,119	15,554	13,846	8,281	48.73%
Properties							
702.465.356 Bldg & Improvements	30,000	0	0	0	0	30,000	0.00%
Total Properties	30,000	0	0	0	0	30,000	0.00%
Other Service Charges							
702.465.417 Study/Consulting Fees	0	0	-3,540	0	0	0	0.00%
Total Other Service Charges	0	0	-3,540	0	0	0	0.00%
Total Expenditures	55,784	17,503	22,757	15,621	14,552	38,281	218.71%
Revenue							
702.465.900 Transfer from Reserve	-30,000	0	-17,808	0	0	-30,000	0.00%
Total Revenue	-30,000	0	-17,808	0	0	-30,000	0.00%
Total Net Expenditures	25,784	17,503	4,949	15,621	14,552	8,281	47.31%

City of St Catharines
Utility and Safety
2019 Operating Budget - Expenditures by Object

	2019	2018	2017	2016	2015	\$	Change %
	Budget	Budget	Actuals	Actuals	Actuals	2018	2018
						Budget	Budget
Object of Expenditure							
Salaries and Wages							
711.105.001 Salaries/Wages-Regular	66,645	65,499	64,320	38,346	63,038	1,146	1.75%
711.105.002 Salaries/Wages-Overtime	255	255	0	0	0	0	0.00%
711.105.003 Salaries/Wages-Extra Svce	0	0	0	9,410	0	0	0.00%
711.105.007 Holiday/Vacation Pay	0	0	373	731	0	0	0.00%
Total Salaries and Wages	66,900	65,754	64,693	48,487	63,038	1,146	1.74%
Benefits							
711.105.030 Pensions	10,308	10,167	9,105	5,605	8,838	141	1.39%
711.105.031 Other Benefits	5,399	4,578	4,046	2,630	4,086	821	17.93%
711.105.032 Workers Compensation	2,327	2,189	2,055	1,448	1,879	138	6.30%
711.105.033 Employment Insurance	1,202	1,258	1,065	918	1,208	-56	-4.45%
711.105.041 Safety Shoes	175	175	175	175	175	0	0.00%
Total Benefits	19,411	18,367	16,446	10,776	16,186	1,044	5.68%
Equipment Operations							
711.105.067 Car Allowance/Mileage	1,750	2,000	1,820	840	1,680	-250	-12.50%
Total Equipment Operations	1,750	2,000	1,820	840	1,680	-250	-12.50%
Office and Related Expenses							
711.105.306 Cellular Phones	400	120	520	87	240	280	233.33%
Total Office and Related Expenses	400	120	520	87	240	280	233.33%
Other Service Charges							
711.105.405 Subscriptions/Memberships	0	225	217	0	0	-225	-100.00%
Total Other Service Charges	0	225	217	0	0	-225	-100.00%
Tangible Capital Assets							
711.105.380 TCA - Capitalized Assets	0	0	-326	0	0	0	0.00%
711.105.384 TCA - Current Year Deprec	0	0	307	243	413	0	0.00%
711.105.389 TCA Offset	0	0	18	-243	-413	0	0.00%
Total Tangible Capital Assets	0	0	-1	0	0	0	0.00%
Total Expenditures	88,461	86,466	83,695	60,190	81,144	1,995	2.31%
Total Net Expenditures	88,461	86,466	83,695	60,190	81,144	1,995	2.31%

City of St Catharines
Street lighting
2019 Operating Budget - Expenditures by Object

	2019	2018	2017	2016	2015	\$	Change %
	Budget	Budget	Actuals	Actuals	Actuals	2018	2018
						Budget	Budget
Object of Expenditure							
Properties							
712.100.000 Street Lighting-Energy	1,000,000	1,420,000	1,914,830	2,124,569	2,043,884	-420,000	-29.58%
712.105.000 St Lighting-Improvements	175,000	100,000	101,221	0	0	75,000	75.00%
712.110.000 Street Lighting-Mtce	250,000	350,000	327,930	398,548	569,059	-100,000	-28.57%
712.111.000 Street Light-Locates	1,000	1,000	0	0	0	0	0.00%
Total Properties	1,426,000	1,871,000	2,343,981	2,523,117	2,612,943	-445,000	-23.78%
Tangible Capital Assets							
712.198.380 Capitalized Assets	0	0	0	-7,937	-35,994	0	0.00%
712.198.384 Current Year Depreciation	0	0	482,600	458,634	433,094	0	0.00%
712.198.387 Loss on Disposal	0	0	2,783,962	455,892	0	0	0.00%
712.198.389 TCA Offset	0	0	-3,266,562	-906,588	-397,101	0	0.00%
Total Tangible Capital Assets	0	0	0	1	-1	0	0.00%
Total Expenditures	1,426,000	1,871,000	2,343,981	2,523,118	2,612,942	-445,000	-23.78%
Revenue							
712.115.000 Street Light Recoverables	0	0	-7,129	-11,512	0	0	0.00%
Total Revenue	0	0	-7,129	-11,512	0	0	0.00%
Total Net Expenditures	1,426,000	1,871,000	2,336,852	2,511,606	2,612,942	-445,000	-23.78%

City of St Catharines
Sidewalk Maintenance
2019 Operating Budget - Expenditures by Object

	2019	2018	2017	2016	2015	\$	Change %
	Budget	Budget	Actuals	Actuals	Actuals	2018	2018
						Budget	Budget
Object of Expenditure							
Salaries and Wages							
720.100.001 Salaries/Wages-Regular	146,560	134,440	114,108	169,438	182,065	12,120	9.02%
720.100.002 Salaries/Wages-Overtime	2,350	1,830	182	1,861	512	520	28.42%
720.100.003 Salaries/Wages-extra	0	0	0	0	0	0	0.00%
720.100.008 Modified Work Program	0	0	785	1,031	752	0	0.00%
Total Salaries and Wages	148,910	136,270	115,075	172,330	183,329	12,640	9.28%
Benefits							
720.100.030 Pensions	17,075	23,690	0	0	0	-6,615	-27.92%
720.100.031 Other Benefits	23,766	23,365	0	0	0	401	1.72%
720.100.032 Workers Compensation	4,599	5,260	0	0	0	-661	-12.57%
720.100.033 Employment Insurance	2,879	3,402	0	0	0	-523	-15.37%
Total Benefits	48,319	55,717	0	0	0	-7,398	-13.28%
Equipment Operations							
720.100.050 Rentals	50,450	46,970	30,357	40,562	58,675	3,480	7.41%
Total Equipment Operations	50,450	46,970	30,357	40,562	58,675	3,480	7.41%
Materials							
720.100.101 Construction-General	27,950	22,000	18,224	37,107	50,601	5,950	27.05%
720.100.102 Small Tools/Equipment	3,000	3,000	2,372	1,640	3,026	0	0.00%
Total Materials	30,950	25,000	20,596	38,747	53,627	5,950	23.80%
Building and Maintenance							
720.100.161 Graffiti Removal	0	0	0	0	0	0	0.00%
Total Building and Maintenance	0	0	0	0	0	0	0.00%
Contracts							
720.100.200 Contract-sidewalk reprs	161,250	161,250	160,488	121,579	61,547	0	0.00%
720.100.219 Sidewalk Clearing-seniors	0	0	4,163	0	0	0	0.00%
Total Contracts	161,250	161,250	164,651	121,579	61,547	0	0.00%
Total Expenditures	439,879	425,207	330,679	373,218	357,178	14,672	3.45%
Revenue							
720.100.822 Sidewalk Reprs-Recovery	-6,000	-6,000	-4,676	-5,545	-9,572	0	0.00%
720.100.823 Reinstatements	-6,000	-6,000	-3,386	0	-3,355	0	0.00%

City of St Catharines
Sidewalk Maintenance
2019 Operating Budget - Expenditures by Object

	2019	2018	2017	2016	2015	\$	Change %
	Budget	Budget	Actuals	Actuals	Actuals	2018	2018
						Budget	Budget
Total Revenue	-12,000	-12,000	-8,062	-5,545	-12,927	0	0.00%
Total Net Expenditures	427,879	413,207	322,617	367,673	344,251	14,672	3.55%

City of St Catharines
Sidewalk Replacement
2019 Operating Budget - Expenditures by Object

	2019	2018	2017	2016	2015	\$	Change %
	Budget	Budget	Actuals	Actuals	Actuals	2018	2018
Object of Expenditure						Budget	Budget
Contracts							
720.100.500 Construction Contract	350,000	350,000	244,313	315,508	293,312	0	0.00%
720.100.501 Walkway Repair	0	0	0	-420	49,711	0	0.00%
720.100.505 Engineering Services	0	0	-4,237	25,861	43,223	0	0.00%
720.100.510 Testing/Inspection	0	0	526	1,362	2,753	0	0.00%
720.100.514 City Inspection	0	0	159	0	0	0	0.00%
720.100.520 Engineering - Allocation	0	0	-2,000	6,000	6,000	0	0.00%
Total Contracts	350,000	350,000	238,761	348,311	394,999	0	0.00%
Total Expenditures	350,000	350,000	238,761	348,311	394,999	0	0.00%
Total Net Expenditures	350,000	350,000	238,761	348,311	394,999	0	0.00%

City of St Catharines
TES Administration
2019 Operating Budget - Expenditures by Object

	2019	2018	2017	2016	2015	\$	Change %
	Budget	Budget	Actuals	Actuals	Actuals	2018	2018
						Budget	Budget
Object of Expenditure							
Salaries and Wages							
715.100.001 Salaries/Wages-Regular	405,804	474,242	476,309	515,234	531,114	-68,438	-14.43%
715.100.002 Salaries/Wages-Overtime	1,004	1,004	0	0	0	0	0.00%
715.100.003 Salaries/Wages-Ext Svce	4,564	4,564	0	0	0	0	0.00%
715.100.006 Sick Pay	0	0	0	0	0	0	0.00%
715.100.007 Holiday/Vacation Pay	183	183	4,283	0	0	0	0.00%
715.100.009 Doctor's Appointments	0	0	0	0	0	0	0.00%
Total Salaries and Wages	411,555	479,993	480,592	515,234	531,114	-68,438	-14.26%
Benefits							
715.100.030 Pensions	59,841	71,852	70,434	73,864	75,921	-12,011	-16.72%
715.100.031 Other Benefits	50,216	42,133	39,953	42,303	47,749	8,083	19.18%
715.100.032 Workers Compensation	10,667	11,937	11,990	10,407	11,022	-1,270	-10.64%
715.100.033 Employment Insurance	5,799	6,607	6,127	6,447	6,877	-808	-12.23%
715.100.041 Safety Shoes	175	350	350	350	350	-175	-50.00%
Total Benefits	126,698	132,879	128,854	133,371	141,919	-6,181	-4.65%
Equipment Operations							
715.100.054 Repairs-equipment	100	100	0	0	0	0	0.00%
715.100.067 Car Allowance/Mileage	200	150	137	0	0	50	33.33%
Total Equipment Operations	300	250	137	0	0	50	20.00%
Office and Related Expenses							
715.100.303 Courier Charges	50	50	17	4	38	0	0.00%
715.100.304 Postage	500	100	289	419	43	400	400.00%
715.100.306 Cell phones	2,160	2,160	2,055	577	1,467	0	0.00%
715.100.307 Printing	1,250	1,250	2,013	61	199	0	0.00%
715.100.308 Photocopying	7,000	8,500	4,650	4,778	4,911	-1,500	-17.65%
715.100.309 Advertising	0	0	0	0	0	0	0.00%
715.100.310 Office Supplies	9,000	11,000	7,946	8,472	10,177	-2,000	-18.18%
715.100.312 Books and Publications	900	900	910	0	90	0	0.00%
715.100.318 Cash Processing Fees	850	850	892	872	716	0	0.00%
715.100.323 Internet Charges	420	420	378	406	0	0	0.00%
715.100.330 Equipment/Furniture NTCA	450	450	638	0	0	0	0.00%
Total Office and Related Expenses	22,580	25,680	19,788	15,589	17,641	-3,100	-12.07%

City of St Catharines
TES Administration
2019 Operating Budget - Expenditures by Object

	2019	2018	2017	2016	2015	\$	Change %
	Budget	Budget	Actuals	Actuals	Actuals	2018	2018
						Budget	Budget
Other Service Charges							
715.100.400 Travelling	100	100	38	45	41	0	0.00%
715.100.401 Conferences/Conventions	3,000	3,500	2,572	1,003	80	-500	-14.29%
715.100.402 Technical training	1,000	500	175	150	0	500	100.00%
715.100.405 Subscriptions/Memb'ships	5,150	4,600	5,005	4,721	5,182	550	11.96%
715.100.448 Building Reserve Alloc'n	225,000	200,000	200,000	166,666	166,666	25,000	12.50%
715.100.450 Miscellaneous	750	500	101	-29	246	250	50.00%
Total Other Service Charges	235,000	209,200	207,891	172,556	172,215	25,800	12.33%
Total Expenditures	796,133	848,002	837,262	836,750	862,889	-51,869	-6.12%
Revenue							
715.100.800 Miscellaneous Revenue	0	0	-2	0	0	0	0.00%
715.100.821 Contract Tender Documents	0	-15,000	-10,121	-9,309	-7,367	15,000	-100.00%
715.100.950 Alloc-Water Operations	-33,423	-33,423	-33,423	-33,423	-33,423	0	0.00%
715.100.954 Allocation-RCS	0	0	-115,726	-113,113	-112,049	0	0.00%
715.100.955 Allocation - Building Indirect	-39,654	0	0	0	0	-39,654	0.00%
Total Revenue	-73,077	-48,423	-159,272	-155,845	-152,839	-24,654	50.91%
Total Net Expenditures	723,056	799,579	677,990	680,905	710,050	-76,523	-9.57%

City of St Catharines
Roadways General
2019 Operating Budget - Expenditures by Object

	2019	2018	2017	2016	2015	\$	Change %
	Budget	Budget	Actuals	Actuals	Actuals	2018	2018
						Budget	Budget
Object of Expenditure							
Salaries and Wages							
721.100.001 Salaries/Wages-Regular	738,150	721,710	664,920	682,601	615,378	16,440	2.28%
721.100.002 Salaries/Wages-Overtime	30,061	29,541	27,553	36,143	35,717	520	1.76%
721.100.003 Salaries/Wages-Extra	0	0	0	593	85	0	0.00%
721.100.008 Modified Work Program	0	0	6,886	3,446	9,313	0	0.00%
Total Salaries and Wages	768,211	751,251	699,359	722,783	660,493	16,960	2.26%
Benefits							
721.100.030 Pensions	87,025	117,171	16	0	0	-30,146	-25.73%
721.100.031 Other Benefits	105,673	125,428	13,744	0	0	-19,755	-15.75%
721.100.032 Workers Compensation	23,249	35,812	5	0	0	-12,563	-35.08%
721.100.033 Employment Insurance	14,882	18,264	3	0	0	-3,382	-18.52%
Total Benefits	230,829	296,675	13,768	0	0	-65,846	-22.19%
Equipment Operations							
721.100.050 Rentals	195,980	198,330	198,493	207,282	205,361	-2,350	-1.18%
Total Equipment Operations	195,980	198,330	198,493	207,282	205,361	-2,350	-1.18%
Materials							
721.100.101 Construction-General	74,740	74,100	82,114	95,282	97,753	640	0.86%
721.100.102 Small Tools/Equipment	5,000	4,000	3,305	1,490	3,132	1,000	25.00%
Total Materials	79,740	78,100	85,419	96,772	100,885	1,640	2.10%
Building and Maintenance							
721.100.161 Graffiti Removal	0	0	-580	153	0	0	0.00%
721.100.163 Heat,light,power,water	1,500	1,575	0	0	314	-75	-4.76%
721.100.173 Insurance - bridges	10,117	9,919	9,919	7,292	0	198	2.00%
Total Building and Maintenance	11,617	11,494	9,339	7,445	314	123	1.07%
Contracts							
721.100.200 Contracts-general	112,560	139,530	141,115	93,149	93,778	-26,970	-19.33%
Total Contracts	112,560	139,530	141,115	93,149	93,778	-26,970	-19.33%
Properties							
721.100.350 Street Furniture	1,000	1,000	1,054	103	0	0	0.00%
Total Properties	1,000	1,000	1,054	103	0	0	0.00%

City of St Catharines
Roadways General
2019 Operating Budget - Expenditures by Object

	2019	2018	2017	2016	2015	\$	Change %
	Budget	Budget	Actuals	Actuals	Actuals	2018	2018
						Budget	Budget
Total Expenditures	1,399,937	1,476,380	1,148,547	1,127,534	1,060,831	-76,443	-5.18%
Revenue							
721.100.824 Curb Cuts/Reinstatements	-20,000	-20,000	-17,699	-9,012	-33,166	0	0.00%
721.100.834 Recoverables-carts/cafes	-4,000	-4,000	-6,158	-11,960	-2,660	0	0.00%
Total Revenue	-24,000	-24,000	-23,857	-20,972	-35,826	0	0.00%
Total Net Expenditures	1,375,937	1,452,380	1,124,690	1,106,562	1,025,005	-76,443	-5.26%

City of St Catharines
Winter Control
2019 Operating Budget - Expenditures by Object

	2019	2018	2017	2016	2015	\$	Change %
	Budget	Budget	Actuals	Actuals	Actuals	2018	2018
						Budget	Budget
Object of Expenditure							
Salaries and Wages							
723.100.001 Salaries/Wages-Regular	477,910	469,680	372,618	388,608	383,770	8,230	1.75%
723.100.002 Salaries/Wages-Overtime	255,372	250,983	263,393	219,090	321,545	4,389	1.75%
723.100.003 Salaries/Wages - Extra	10,000	10,000	331	1,348	0	0	0.00%
723.100.008 Modified Work Program	0	0	3,732	1,566	845	0	0.00%
Total Salaries and Wages	743,282	730,663	640,074	610,612	706,160	12,619	1.73%
Benefits							
723.100.030 Pensions	73,993	72,762	8,060	0	0	1,231	1.69%
723.100.031 Other Benefits	90,705	81,627	6,504	0	0	9,078	11.12%
723.100.032 Workers Compensation	22,426	22,956	2,664	0	0	-530	-2.31%
723.100.033 Employment Insurance	14,589	11,886	1,757	0	0	2,703	22.74%
Total Benefits	201,713	189,231	18,985	0	0	12,482	6.60%
Equipment Operations							
723.100.050 Rentals	340,960	340,960	546,360	523,054	629,951	0	0.00%
Total Equipment Operations	340,960	340,960	546,360	523,054	629,951	0	0.00%
Materials							
723.100.101 Construction-General	501,390	501,390	516,386	514,499	579,308	0	0.00%
723.100.102 Small Tools/Equipment	8,000	8,000	6,965	2,293	2,392	0	0.00%
Total Materials	509,390	509,390	523,351	516,792	581,700	0	0.00%
Contracts							
723.100.200 Contracts-various	364,856	249,400	185,092	228,621	265,680	115,456	46.29%
723.100.218 Sidewalk clear'g cancel	0	0	0	1,230	1,999	0	0.00%
723.100.219 Sidewalk Clearing-seniors	85,000	69,000	36,949	59,583	76,520	16,000	23.19%
Total Contracts	449,856	318,400	222,041	289,434	344,199	131,456	41.29%
Other Service Charges							
723.100.448 Transfer to Reserve	0	0	150,000	150,000	0	0	0.00%
Total Other Service Charges	0	0	150,000	150,000	0	0	0.00%
Tangible Capital Assets							
723.100.380 TCA - Capitalized Assets	0	0	-1,232	0	0	0	0.00%
723.100.384 TCA - Current year Deprec	0	0	302	240	240	0	0.00%
723.100.389 TCA Offset	0	0	931	-240	-240	0	0.00%

City of St Catharines
Winter Control
2019 Operating Budget - Expenditures by Object

	2019	2018	2017	2016	2015	\$	Change %
	Budget	Budget	Actuals	Actuals	Actuals	2018	2018
						Budget	Budget
Total Tangible Capital Assets	0	0	1	0	0	0	0.00%
Total Expenditures	2,245,201	2,088,644	2,100,812	2,089,892	2,262,010	156,557	7.50%
Revenue							
723.100.803 Region-winter control	-288,360	-286,320	-318,316	-287,868	-369,383	-2,040	0.71%
723.100.834 Sidewalk Clear'g Recover	-10,000	-10,000	0	-4,160	-16,326	0	0.00%
Total Revenue	-298,360	-296,320	-318,316	-292,028	-385,709	-2,040	0.69%
Total Net Expenditures	1,946,841	1,792,324	1,782,496	1,797,864	1,876,301	154,517	8.62%

City of St Catharines
Street Cleaning
2019 Operating Budget - Expenditures by Object

	2019	2018	2017	2016	2015	\$	Change %
	Budget	Budget	Actuals	Actuals	Actuals	2018	2018
						Budget	Budget
Object of Expenditure							
Salaries and Wages							
724.100.001 Salaries/Wages-Regular	196,980	193,610	161,718	181,897	185,277	3,370	1.74%
724.100.002 Salaries/Wages-Overtime	640	634	2,491	3,420	169	6	0.95%
724.100.003 Salary/Wages - extra	0	0	0	0	0	0	0.00%
Total Salaries and Wages	197,620	194,244	164,209	185,317	185,446	3,376	1.74%
Benefits							
724.100.030 Pensions	23,637	29,116	71	0	0	-5,479	-18.82%
724.100.031 Other Benefits	31,809	33,648	66	0	0	-1,839	-5.47%
724.100.032 Workers Compensation	6,102	9,876	23	0	0	-3,774	-38.21%
724.100.033 Employment Insurance	3,816	4,899	15	0	0	-1,083	-22.11%
Total Benefits	65,364	77,539	175	0	0	-12,175	-15.70%
Equipment Operations							
724.100.050 Rentals	77,870	79,870	62,383	80,701	101,393	-2,000	-2.50%
Total Equipment Operations	77,870	79,870	62,383	80,701	101,393	-2,000	-2.50%
Materials							
724.100.101 Construction-General	2,750	2,750	2,692	4,155	5,517	0	0.00%
Total Materials	2,750	2,750	2,692	4,155	5,517	0	0.00%
Contracts							
724.100.200 Contract-sweep'g/leaves	89,306	79,830	87,419	105,129	72,757	9,476	11.87%
Total Contracts	89,306	79,830	87,419	105,129	72,757	9,476	11.87%
Total Expenditures	432,910	434,233	316,878	375,302	365,113	-1,323	-0.30%
Total Net Expenditures	432,910	434,233	316,878	375,302	365,113	-1,323	-0.30%

City of St Catharines
Drainage General
2019 Operating Budget - Expenditures by Object

	2019	2018	2017	2016	2015	\$	Change %
	Budget	Budget	Actuals	Actuals	Actuals	2018	2018
						Budget	Budget
Object of Expenditure							
Salaries and Wages							
725.100.001 Salaries/Wages-Regular	70,310	69,090	85,426	43,432	87,755	1,220	1.77%
725.100.002 Salaries/Wages-Overtime	0	0	488	157	4,283	0	0.00%
725.100.003 Salaries/Wages - Extra	0	0	0	0	0	0	0.00%
725.100.008 Modified Work Program	0	0	702	0	201	0	0.00%
Total Salaries and Wages	70,310	69,090	86,616	43,589	92,239	1,220	1.77%
Benefits							
725.100.030 Pensions	9,151	12,175	0	0	0	-3,024	-24.84%
725.100.031 Other Benefits	11,342	12,007	0	0	0	-665	-5.54%
725.100.032 Workers Compensation	2,171	3,523	0	0	0	-1,352	-38.38%
725.100.033 Employment Insurance	1,357	1,748	0	0	0	-391	-22.37%
Total Benefits	24,021	29,453	0	0	0	-5,432	-18.44%
Equipment Operations							
725.100.050 Rentals	36,290	36,290	34,351	19,248	56,965	0	0.00%
Total Equipment Operations	36,290	36,290	34,351	19,248	56,965	0	0.00%
Materials							
725.100.101 Construction-General	25,240	30,240	10,938	7,029	38,369	-5,000	-16.53%
725.100.102 Small Tools/Equipment	500	500	33	215	550	0	0.00%
Total Materials	25,740	30,740	10,971	7,244	38,919	-5,000	-16.27%
Contracts							
725.100.200 Contracts-general	106,270	31,270	34,046	30,307	21,612	75,000	239.85%
Total Contracts	106,270	31,270	34,046	30,307	21,612	75,000	239.85%
Tangible Capital Assets							
725.100.381 Exp. frm Capital Proj	0	0	5,281	7,288	13,930	0	0.00%
725.100.384 Current Year Depreciation	0	0	1,186,435	1,141,481	1,127,575	0	0.00%
725.100.387 Loss on Disposal	0	0	22,066	147	32,483	0	0.00%
725.100.389 TCA Offset	0	0	-1,213,782	-1,148,915	-1,173,988	0	0.00%
Total Tangible Capital Assets	0	0	0	1	0	0	0.00%
Total Expenditures	262,631	196,843	165,984	100,389	209,735	65,788	33.42%

City of St Catharines
Drainage General
2019 Operating Budget - Expenditures by Object

	2019	2018	2017	2016	2015	\$	Change %
	Budget	Budget	Actuals	Actuals	Actuals	2018	2018
						Budget	Budget
Total Net Expenditures	262,631	196,843	165,984	100,389	209,735	65,788	33.42%

City of St Catharines
Driveway and Culverts
2019 Operating Budget - Expenditures by Object

	2019	2018	2017	2016	2015	\$	Change %
	Budget	Budget	Actuals	Actuals	Actuals	2018	2018
						Budget	Budget
Object of Expenditure							
Salaries and Wages							
725.105.001 Salaries/Wages-Regular	3,260	3,200	7,477	6,009	858	60	1.88%
725.105.003 Wages/Salaries-Extra	0	0	0	0	0	0	0.00%
Total Salaries and Wages	3,260	3,200	7,477	6,009	858	60	1.88%
Benefits							
725.105.030 Pensions	424	564	0	0	0	-140	-24.82%
725.105.031 Other Benefits	526	556	0	0	0	-30	-5.40%
725.105.032 Workers Compensation	101	125	0	0	0	-24	-19.20%
725.105.033 Employment Insurance	63	81	0	0	0	-18	-22.22%
Total Benefits	1,114	1,326	0	0	0	-212	-15.99%
Equipment Operations							
725.105.050 Rentals	2,300	2,300	6,179	3,796	468	0	0.00%
Total Equipment Operations	2,300	2,300	6,179	3,796	468	0	0.00%
Materials							
725.105.101 Construction-General	4,000	4,000	7,056	1,906	307	0	0.00%
Total Materials	4,000	4,000	7,056	1,906	307	0	0.00%
Total Expenditures	10,674	10,826	20,712	11,711	1,633	-152	-1.40%
Revenue							
725.105.825 Installations	-10,674	-10,826	-19,885	-11,921	-5,329	152	-1.40%
Total Revenue	-10,674	-10,826	-19,885	-11,921	-5,329	152	-1.40%
Total Net Expenditures	0	0	827	-210	-3,696	0	0.00%

City of St Catharines
Watercourse Cleaning
2019 Operating Budget - Expenditures by Object

	2019	2018	2017	2016	2015	\$	Change %
	Budget	Budget	Actuals	Actuals	Actuals	2018	2018
						Budget	Budget
Object of Expenditure							
Salaries and Wages							
725.110.001 Salaries/Wages-Regular	36,410	35,770	30,451	45,713	48,525	640	1.79%
725.110.002 Salaries/Wages-Overtime	1,560	1,534	1,437	255	556	26	1.69%
725.110.003 Salaries/Wages-Extra Svce	0	0	339	88	345	0	0.00%
Total Salaries and Wages	37,970	37,304	32,227	46,056	49,426	666	1.79%
Benefits							
725.110.030 Pensions	4,739	6,303	0	0	0	-1,564	-24.81%
725.110.031 Other Benefits	5,956	6,217	0	0	0	-261	-4.20%
725.110.032 Workers Compensation	1,174	1,825	0	0	0	-651	-35.67%
725.110.033 Employment Insurance	736	905	0	0	0	-169	-18.67%
Total Benefits	12,605	15,250	0	0	0	-2,645	-17.34%
Equipment Operations							
725.110.050 Rentals	11,470	11,470	9,140	19,611	33,024	0	0.00%
Total Equipment Operations	11,470	11,470	9,140	19,611	33,024	0	0.00%
Materials							
725.110.101 Construction-General	2,000	2,000	3,390	610	213	0	0.00%
725.110.102 Small Tools/Equipment	500	500	0	207	0	0	0.00%
Total Materials	2,500	2,500	3,390	817	213	0	0.00%
Contracts							
725.110.200 Contracts-Other	54,100	54,100	53,624	586	3,167	0	0.00%
Total Contracts	54,100	54,100	53,624	586	3,167	0	0.00%
Total Expenditures	118,645	120,624	98,381	67,070	85,830	-1,979	-1.64%
Total Net Expenditures	118,645	120,624	98,381	67,070	85,830	-1,979	-1.64%

City of St Catharines
Safety Signals
2019 Operating Budget - Expenditures by Object

	2019	2018	2017	2016	2015	\$	Change %
	Budget	Budget	Actuals	Actuals	Actuals	2018	2018
						Budget	Budget
Object of Expenditure							
Salaries and Wages							
726.100.001 Salaries/Wages-Regular	95,050	92,200	106,079	99,708	82,051	2,850	3.09%
726.100.002 Salaries/Wages-Overtime	2,491	2,174	702	455	588	317	14.58%
726.100.003 Salaries/Wages-Ext Svce	0	0	0	0	0	0	0.00%
726.100.008 Modified Work Program	0	0	0	115	0	0	0.00%
Total Salaries and Wages	97,541	94,374	106,781	100,278	82,639	3,167	3.36%
Benefits							
726.100.030 Pensions	12,371	16,247	0	0	0	-3,876	-23.86%
726.100.031 Other Benefits	15,465	16,024	63	0	0	-559	-3.49%
726.100.032 Workers Compensation	3,014	3,608	0	0	0	-594	-16.46%
726.100.033 Employment Insurance	1,888	2,333	0	0	0	-445	-19.07%
Total Benefits	32,738	38,212	63	0	0	-5,474	-14.33%
Equipment Operations							
726.100.050 Rentals	22,880	22,070	19,511	18,486	15,382	810	3.67%
Total Equipment Operations	22,880	22,070	19,511	18,486	15,382	810	3.67%
Materials							
726.100.101 Construction-General	70,450	75,620	53,454	61,523	57,994	-5,170	-6.84%
Total Materials	70,450	75,620	53,454	61,523	57,994	-5,170	-6.84%
Building and Maintenance							
726.100.173 Insurance-Tools/Equipmt	0	0	0	68	330	0	0.00%
Total Building and Maintenance	0	0	0	68	330	0	0.00%
Contracts							
726.100.200 Contct-Regulatory Marking	47,000	47,000	42,290	47,290	45,255	0	0.00%
Total Contracts	47,000	47,000	42,290	47,290	45,255	0	0.00%
Total Expenditures	270,609	277,276	222,099	227,645	201,600	-6,667	-2.40%
Revenue							
726.100.834 Miscellaneous Recoverable	0	0	-500	0	0	0	0.00%
Total Revenue	0	0	-500	0	0	0	0.00%
Total Net Expenditures	270,609	277,276	221,599	227,645	201,600	-6,667	-2.40%

City of St Catharines
Signals
2019 Operating Budget - Expenditures by Object

	2019	2018	2017	2016	2015	\$	Change %
	Budget	Budget	Actuals	Actuals	Actuals	2018	2018
						Budget	Budget
Object of Expenditure							
Building and Maintenance							
726.105.162 Repairs	143,000	153,000	97,888	206,697	93,465	-10,000	-6.54%
726.105.163 Heat,Light,Power,Water	93,675	103,675	87,539	107,393	89,271	-10,000	-9.65%
Total Building and Maintenance	236,675	256,675	185,427	314,090	182,736	-20,000	-7.79%
Contracts							
726.105.203 Locates-Traffic Signals	0	2,000	0	0	567	-2,000	-100.00%
726.105.215 Install'ns/modify-traffic	30,000	0	0	0	246,545	30,000	0.00%
Total Contracts	30,000	2,000	0	0	247,112	28,000	1,400.00%
Total Expenditures	266,675	258,675	185,427	314,090	429,848	8,000	3.09%
Revenue							
726.105.834 Recoverables-collisions	0	-5,000	0	0	0	5,000	-100.00%
Total Revenue	0	-5,000	0	0	0	5,000	-100.00%
Total Net Expenditures	266,675	253,675	185,427	314,090	429,848	13,000	5.12%

City of St Catharines
Street and Sundry Signs
2019 Operating Budget - Expenditures by Object

	2019	2018	2017	2016	2015	\$	Change %
	Budget	Budget	Actuals	Actuals	Actuals	2018	2018
						Budget	Budget
Object of Expenditure							
Salaries and Wages							
726.110.001 Salaries/Wages-Regular	18,410	18,100	6,112	4,784	6,744	310	1.71%
726.110.002 Salaries/Wages-Overtime	858	842	406	938	506	16	1.90%
726.110.003 Salaries/Wages - Extra	0	0	0	0	0	0	0.00%
Total Salaries and Wages	19,268	18,942	6,518	5,722	7,250	326	1.72%
Benefits							
726.110.030 Pensions	2,396	3,189	0	0	0	-793	-24.87%
726.110.031 Other Benefits	3,016	3,146	0	0	0	-130	-4.13%
726.110.032 Workers Compensation	596	708	0	0	0	-112	-15.82%
726.110.033 Employment Insurance	373	458	0	0	0	-85	-18.56%
Total Benefits	6,381	7,501	0	0	0	-1,120	-14.93%
Equipment Operations							
726.110.050 Rentals	2,860	2,860	1,361	1,007	1,309	0	0.00%
Total Equipment Operations	2,860	2,860	1,361	1,007	1,309	0	0.00%
Materials							
726.110.101 Construction-General	11,450	11,450	-2,814	11,375	8,211	0	0.00%
726.110.104 General Supplies	0	0	0	47	0	0	0.00%
Total Materials	11,450	11,450	-2,814	11,422	8,211	0	0.00%
Contracts							
726.110.200 Cont't-Parking Stall Mark	7,600	7,600	3,782	7,882	7,449	0	0.00%
Total Contracts	7,600	7,600	3,782	7,882	7,449	0	0.00%
Total Expenditures	47,559	48,353	8,847	26,033	24,219	-794	-1.64%
Revenue							
726.110.800 Miscellaneous	0	0	0	-120	0	0	0.00%
Total Revenue	0	0	0	-120	0	0	0.00%
Total Net Expenditures	47,559	48,353	8,847	25,913	24,219	-794	-1.64%

City of St Catharines
Traffic Control Administration
2019 Operating Budget - Expenditures by Object

	2019	2018	2017	2016	2015	\$	Change %
	Budget	Budget	Actuals	Actuals	Actuals	2018	2018
						Budget	Budget
Object of Expenditure							
Salaries and Wages							
726.115.001 Salaries/Wages-Regular	255,026	250,640	246,156	254,690	214,208	4,386	1.75%
726.115.002 Salaries/Wages-Overtime	905	905	325	1,452	1,237	0	0.00%
726.115.006 Sick Pay	0	0	0	0	0	0	0.00%
726.115.007 Holiday/Vacation Pay	0	0	1,076	0	0	0	0.00%
726.115.009 Doctor's Appointments	0	0	0	0	0	0	0.00%
Total Salaries and Wages	255,931	251,545	247,557	256,142	215,445	4,386	1.74%
Benefits							
726.115.030 Pensions	37,950	37,404	35,101	36,611	31,346	546	1.46%
726.115.031 Other Benefits	23,661	21,948	18,665	19,607	17,631	1,713	7.80%
726.115.032 Workers Compensation	8,295	9,147	7,423	7,374	6,263	-852	-9.31%
726.115.033 Employment Insurance	3,605	3,739	3,196	4,299	4,001	-134	-3.58%
726.115.040 Meal Allowance	0	0	0	0	0	0	0.00%
726.115.041 Safety Shoes	525	525	525	525	700	0	0.00%
Total Benefits	74,036	72,763	64,910	68,416	59,941	1,273	1.75%
Equipment Operations							
726.115.054 Repairs-equipment	100	100	0	0	0	0	0.00%
726.115.067 Car Allowance/Mileage	1,000	1,500	1,646	2,087	1,769	-500	-33.33%
Total Equipment Operations	1,100	1,600	1,646	2,087	1,769	-500	-31.25%
Contracts							
726.115.214 Contract-Pavement Marking	49,000	49,000	41,767	43,422	48,560	0	0.00%
Total Contracts	49,000	49,000	41,767	43,422	48,560	0	0.00%
Office and Related Expenses							
726.115.303 Courier Charges	0	0	4	0	0	0	0.00%
726.115.306 Cellular Phones	760	720	961	505	711	40	5.56%
726.115.307 Printing	900	900	809	11	16	0	0.00%
726.115.309 Advertising	0	0	0	0	0	0	0.00%
726.115.310 Office Supplies	100	100	128	51	0	0	0.00%
726.115.312 Books and Publications	200	200	180	0	101	0	0.00%
726.115.314 Software	0	0	0	865	0	0	0.00%
Total Office and Related Expenses	1,960	1,920	2,082	1,432	828	40	2.08%
Properties							
726.115.351 Replacements - Micros	0	0	0	1,204	1,153	0	0.00%
Total Properties	0	0	0	1,204	1,153	0	0.00%

City of St Catharines
Traffic Control Administration
2019 Operating Budget - Expenditures by Object

	2019	2018	2017	2016	2015	\$	Change %
	Budget	Budget	Actuals	Actuals	Actuals	2018	2018
						Budget	Budget
Other Service Charges							
726.115.401 Conferences/Conventions	900	900	822	283	1,471	0	0.00%
726.115.402 Training	500	500	157	229	0	0	0.00%
726.115.405 Subscriptions/Memb'ships	3,500	3,500	3,712	2,399	2,751	0	0.00%
726.115.416 Traffic Count Program	10,000	10,000	883	9,112	10,041	0	0.00%
726.115.433 Traffic Calming Measures	10,000	17,500	34,999	34,929	0	-7,500	-42.86%
Total Other Service Charges	24,900	32,400	40,573	46,952	14,263	-7,500	-23.15%
Total Expenditures	406,927	409,228	398,535	419,655	341,959	-2,301	-0.56%
Revenue							
726.115.801 Provincial Grant	0	0	0	0	0	0	0.00%
726.115.886 Miscellaneous Permits	-7,000	-7,000	-5,821	-4,839	-6,891	0	0.00%
726.115.950 Parking Meters	-25,000	-25,000	-25,000	-25,000	-25,000	0	0.00%
726.115.951 Off Street Parking	-25,000	-25,000	-25,000	-25,000	-25,000	0	0.00%
726.115.952 Ont St Parking Garage	-25,000	-25,000	-25,000	-25,000	-25,000	0	0.00%
726.115.953 Garden City Pking Garage	-25,000	-25,000	-25,000	-25,000	-25,000	0	0.00%
Total Revenue	-107,000	-107,000	-105,821	-104,839	-106,891	0	0.00%
Total Net Expenditures	299,927	302,228	292,714	314,816	235,068	-2,301	-0.76%

City of St Catharines
School Crossing Guards
2019 Operating Budget - Expenditures by Object

	2019	2018	2017	2016	2015	\$	Change %
	Budget	Budget	Actuals	Actuals	Actuals	2018	2018
						Budget	Budget
Object of Expenditure							
Salaries and Wages							
726.120.001 Salaries/Wages-Regular	8,135	7,995	520,449	519,425	553,246	140	1.75%
726.120.003 Salaries/Wages Extra Svce	540,798	551,153	0	0	0	-10,355	-1.88%
726.120.006 Sick Pay	0	0	0	0	0	0	0.00%
726.120.007 Holiday/Vacation Pay	50,592	41,079	42,985	35,941	27,599	9,513	23.16%
726.120.012 Allocation-Clerks	0	0	0	13,441	13,227	0	0.00%
Total Salaries and Wages	599,525	600,227	563,434	568,807	594,072	-702	-0.12%
Benefits							
726.120.030 Pensions	9,270	9,270	6,183	6,097	7,017	0	0.00%
726.120.031 Other Benefits	12,121	11,872	22,412	11,007	11,557	249	2.10%
726.120.032 Workers Compensation	19,186	20,637	17,991	16,256	17,072	-1,451	-7.03%
726.120.033 Employment Insurance	13,370	14,359	12,233	14,862	15,600	-989	-6.89%
Total Benefits	53,947	56,138	58,819	48,222	51,246	-2,191	-3.90%
Materials							
726.120.104 General Supplies	1,500	500	612	834	693	1,000	200.00%
726.120.110 Uniform Clothing	3,000	3,000	2,000	476	867	0	0.00%
Total Materials	4,500	3,500	2,612	1,310	1,560	1,000	28.57%
Other Service Charges							
726.120.402 Training	300	1,000	0	0	40	-700	-70.00%
726.120.434 Employee Recognition	250	250	226	129	344	0	0.00%
726.120.450 Miscellaneous	500	300	301	902	300	200	66.67%
Total Other Service Charges	1,050	1,550	527	1,031	684	-500	-32.26%
Total Expenditures	659,022	661,415	625,392	619,370	647,562	-2,393	-0.36%
Revenue							
726.120.803 Other Municipalities	-8,000	-8,000	-8,053	-8,165	-8,308	0	0.00%
Total Revenue	-8,000	-8,000	-8,053	-8,165	-8,308	0	0.00%
Total Net Expenditures	651,022	653,415	617,339	611,205	639,254	-2,393	-0.37%

City of St Catharines
Railway Crossings
2019 Operating Budget - Expenditures by Object

	2019	2018	2017	2016	2015	\$	Change %
	Budget	Budget	Actuals	Actuals	Actuals	2018 Budget	2018 Budget
Object of Expenditure							
Contracts							
726.125.000 Railway Crossings	27,000	27,000	23,730	25,414	20,778	0	0.00%
Total Contracts	27,000	27,000	23,730	25,414	20,778	0	0.00%
Total Expenditures	27,000	27,000	23,730	25,414	20,778	0	0.00%
Total Net Expenditures	27,000	27,000	23,730	25,414	20,778	0	0.00%

City of St Catharines
Services Rendered
2019 Operating Budget - Expenditures by Object

	2019	2018	2017	2016	2015	\$	Change %
	Budget	Budget	Actuals	Actuals	Actuals	2018	2018
						Budget	Budget
Object of Expenditure							
Salaries and Wages							
727.100.001 Salaries/Wages-Regular	5,200	5,110	3,320	1,763	5,225	90	1.76%
727.100.002 Salaries/Wages-Overtime	1,009	993	2,004	461	2,881	16	1.61%
727.100.003 Salaries/Wages-Ext Svce	0	0	0	0	0	0	0.00%
Total Salaries and Wages	6,209	6,103	5,324	2,224	8,106	106	1.74%
Benefits							
727.100.030 Pensions	677	901	0	0	0	-224	-24.86%
727.100.031 Other Benefits	893	888	0	0	0	5	0.56%
727.100.032 Workers Compensation	193	200	0	0	0	-7	-3.50%
727.100.033 Employment Insurance	121	129	0	0	0	-8	-6.20%
Total Benefits	1,884	2,118	0	0	0	-234	-11.05%
Equipment Operations							
727.100.050 Rentals	2,450	2,450	1,958	589	2,311	0	0.00%
Total Equipment Operations	2,450	2,450	1,958	589	2,311	0	0.00%
Materials							
727.100.101 Construction-General	1,500	1,500	420	291	182	0	0.00%
Total Materials	1,500	1,500	420	291	182	0	0.00%
Contracts							
727.100.200 Contract-Repair Priv Lat	0	0	1,364	648	4,203	0	0.00%
Total Contracts	0	0	1,364	648	4,203	0	0.00%
Total Expenditures							
	12,043	12,171	9,066	3,752	14,802	-128	-1.05%
Revenue							
727.100.834 Misc. Recov. Work	-12,043	-12,171	-10,084	-5,545	-11,510	128	-1.05%
Total Revenue	-12,043	-12,171	-10,084	-5,545	-11,510	128	-1.05%
Total Net Expenditures							
	0	0	-1,018	-1,793	3,292	0	0.00%

City of St Catharines
Miscellaneous Recoverable
2019 Operating Budget - Expenditures by Object

	2019	2018	2017	2016	2015	\$	Change %
	Budget	Budget	Actuals	Actuals	Actuals	2018	2018
						Budget	Budget
Object of Expenditure							
Salaries and Wages							
727.105.001 Salaries/Wages-Regular	6,340	6,240	5,904	7,870	3,370	100	1.60%
727.105.002 Salaries/Wages-Overtime	952	941	2,133	2,421	702	11	1.17%
727.105.003 Salaries/Wages-Extra	0	0	0	0	0	0	0.00%
Total Salaries and Wages	7,292	7,181	8,037	10,291	4,072	111	1.55%
Benefits							
727.105.030 Pensions	826	1,099	0	0	0	-273	-24.84%
727.105.031 Other Benefits	1,073	1,084	0	0	0	-11	-1.01%
727.105.032 Workers Compensation	226	244	0	0	0	-18	-7.38%
727.105.033 Employment Insurance	142	148	0	0	0	-6	-4.05%
Total Benefits	2,267	2,575	0	0	0	-308	-11.96%
Equipment Operations							
727.105.050 Rentals	2,480	2,480	2,864	5,440	1,411	0	0.00%
Total Equipment Operations	2,480	2,480	2,864	5,440	1,411	0	0.00%
Materials							
727.105.101 Construction General	3,750	3,750	1,277	5,515	1,433	0	0.00%
Total Materials	3,750	3,750	1,277	5,515	1,433	0	0.00%
Contracts							
727.105.200 Contracts-general	0	0	11,134	7,176	5,638	0	0.00%
Total Contracts	0	0	11,134	7,176	5,638	0	0.00%
Total Expenditures							
	15,789	15,986	23,312	28,422	12,554	-197	-1.23%
Revenue							
727.105.800 Miscellaneous Revenue	-15,789	-15,986	-15,188	-27,136	-13,069	197	-1.23%
727.105.834 Recoverables	0	0	-3,717	-2,599	-1,784	0	0.00%
Total Revenue	-15,789	-15,986	-18,905	-29,735	-14,853	197	-1.23%
Total Net Expenditures	0	0	4,407	-1,313	-2,299	0	0.00%

City of St Catharines
Meeting and Training
2019 Operating Budget - Expenditures by Object

	2019	2018	2017	2016	2015	\$	Change %
	Budget	Budget	Actuals	Actuals	Actuals	2018	2018
						Budget	Budget
Object of Expenditure							
Salaries and Wages							
727.110.001 Salaries/Wages-Regular	194,070	190,730	201,555	160,641	167,905	3,340	1.75%
727.110.002 Salaries/Wages-Overtime	4,680	4,602	8,116	6,190	4,938	78	1.69%
727.110.003 Salaries/Wages Extra	0	0	384	2,756	2,435	0	0.00%
727.110.008 Modified Work Program	0	0	3,521	2,813	429	0	0.00%
Total Salaries and Wages	198,750	195,332	213,576	172,400	175,707	3,418	1.75%
Benefits							
727.110.030 Pensions	25,318	28,609	0	0	0	-3,291	-11.50%
727.110.031 Other Benefits	31,555	33,148	0	0	0	-1,593	-4.81%
727.110.032 Workers Compensation	6,141	9,767	0	0	0	-3,626	-37.13%
727.110.033 Employment Insurance	3,845	4,827	0	0	0	-982	-20.34%
Total Benefits	66,859	76,351	0	0	0	-9,492	-12.43%
Equipment Operations							
727.110.050 Rentals	3,650	5,650	1,619	2,884	2,381	-2,000	-35.40%
727.110.061 License fees-MTO	400	400	240	855	180	0	0.00%
Total Equipment Operations	4,050	6,050	1,859	3,739	2,561	-2,000	-33.06%
Materials							
727.110.100 Materials	2,340	2,340	4,101	2,241	1,559	0	0.00%
Total Materials	2,340	2,340	4,101	2,241	1,559	0	0.00%
Contracts							
727.110.200 Contract - Training	2,000	2,000	1,312	215	1,158	0	0.00%
Total Contracts	2,000	2,000	1,312	215	1,158	0	0.00%
Office and Related Expenses							
727.110.307 Printing	1,500	1,500	0	1,626	1,804	0	0.00%
Total Office and Related Expenses	1,500	1,500	0	1,626	1,804	0	0.00%
Other Service Charges							
727.110.450 Miscellaneous	0	0	213	55	0	0	0.00%
Total Other Service Charges	0	0	213	55	0	0	0.00%
Total Expenditures	275,499	283,573	221,061	180,276	182,789	-8,074	-2.85%
Revenue							

City of St Catharines
Meeting and Training
2019 Operating Budget - Expenditures by Object

	2019	2018	2017	2016	2015	\$	Change %
	Budget	Budget	Actuals	Actuals	Actuals	2018	2018
						Budget	Budget
727.110.800 Miscellaneous Revenue	0	0	61	0	0	0	0.00%
Total Revenue	0	0	61	0	0	0	0.00%
Total Net Expenditures	275,499	283,573	221,122	180,276	182,789	-8,074	-2.85%

City of St Catharines
Environmental Monitoring
2019 Operating Budget - Expenditures by Object

	2019	2018	2017	2016	2015	\$	Change %
	Budget	Budget	Actuals	Actuals	Actuals	2018	2018
						Budget	Budget
Object of Expenditure							
Salaries and Wages							
735.105.001 Salaries/Wages-regular	63,080	61,995	76,099	75,922	74,590	1,085	1.75%
735.105.002 Salaries/Wages-Overtime	1,503	1,503	2,271	1,438	123	0	0.00%
735.105.009 Doctor's Appointments	0	0	0	0	0	0	0.00%
Total Salaries and Wages	64,583	63,498	78,370	77,360	74,713	1,085	1.71%
Benefits							
735.105.030 Pensions	9,846	9,973	10,724	10,589	10,413	-127	-1.27%
735.105.031 Other Benefits	7,623	6,914	6,865	6,504	6,691	709	10.25%
735.105.032 Workers Compensation	2,255	2,219	2,411	2,230	2,155	36	1.62%
735.105.033 Employment Insurance	1,022	1,061	1,065	1,238	1,208	-39	-3.68%
735.105.041 Safety shoes	175	175	175	175	175	0	0.00%
Total Benefits	20,921	20,342	21,240	20,736	20,642	579	2.85%
Equipment Operations							
735.105.050 Rentals	2,000	2,000	1,873	2,251	1,846	0	0.00%
735.105.067 Car Allowance/Mileage	0	0	95	127	0	0	0.00%
Total Equipment Operations	2,000	2,000	1,968	2,378	1,846	0	0.00%
Materials							
735.105.104 General Supplies	1,000	1,000	1,851	458	573	0	0.00%
Total Materials	1,000	1,000	1,851	458	573	0	0.00%
Contracts							
735.105.200 Contracts-other	89,000	87,000	41,234	55,963	25,020	2,000	2.30%
735.105.218 Operations Activities	4,000	4,000	1,965	411	1,157	0	0.00%
Total Contracts	93,000	91,000	43,199	56,374	26,177	2,000	2.20%
Office and Related Expenses							
735.105.306 Cell Phones	720	0	308	0	0	720	0.00%
Total Office and Related Expenses	720	0	308	0	0	720	0.00%
Other Service Charges							
735.105.405 Subscriptions/Memberships	1,550	1,200	963	901	722	350	29.17%
735.105.417 Study/Consulting Fees	75,000	75,000	45,805	102,859	67,142	0	0.00%
Total Other Service Charges	76,550	76,200	46,768	103,760	67,864	350	0.46%

City of St Catharines
Environmental Monitoring
2019 Operating Budget - Expenditures by Object

	2019	2018	2017	2016	2015	\$	Change %
	Budget	Budget	Actuals	Actuals	Actuals	2018	2018
						Budget	Budget
Total Expenditures	258,774	254,040	193,704	261,066	191,815	4,734	1.86%
Revenue							
735.105.805 Donations	0	0	-2,814	0	0	0	0.00%
735.105.950 Allocation-water	0	0	-20,037	0	0	0	0.00%
Total Revenue	0	0	-22,851	0	0	0	0.00%
Total Net Expenditures	258,774	254,040	170,853	261,066	191,815	4,734	1.86%

City of St Catharines

2019 Operating Budget - Expenditures Reconciliations

	2019 Budget	2018 Budget	2017 Actuals	2016 Actuals	2015 Actuals	% Change 2018 Budget
Engineering Overhead						
Sidewalk Overhead	154,601	127,862	150,372	191,774	218,461	20.91
Roads Overhead	1,998,324	1,896,402	1,882,292	1,953,552	2,036,635	5.37
Winter Control Overhead	372,089	291,195	506,107	464,111	582,017	27.78
Street Cleaning Overhead	98,929	77,413	129,840	140,063	152,845	27.79
Drainage Overhead	437,647	330,884	404,331	351,242	414,511	32.27
Other Public Work Overhead	164,728	128,301	269,025	219,875	228,588	28.39
Sanitary Sewers Overhead	669,068	592,420	810,478	760,206	705,292	12.94
Pollution Control Overhead	224,703	258,364	318,446	298,204	318,447	(13.03)
Total Engineering Overhead	4,120,089	3,702,841	4,470,891	4,379,027	4,656,796	11.27
Engineering Overhead Operations	1,712,385	1,332,732	2,516,336	2,441,585	2,603,382	28.49
Municipal Surveys	857,040	842,576	655,281	560,757	663,217	1.72
Engineering	621,697	586,127	646,902	580,239	616,168	6.07
Construction Inspection	204,675	179,905	95,701	157,029	86,968	13.77
Development Coordination	364,589	370,619	338,716	318,771	346,715	(1.63)
Works, Building and Yard	349,570	356,764	346,379	255,016	267,422	(2.02)
Tools	22,817	16,900	17,999	17,915	30,067	35.01
New Equipment	550,000	248,000	248,000	410,000	410,000	121.77
Equipment Servicing	185,148	192,349	120,825	150,798	132,839	(3.74)
Operating Surplus Equipment	(747,832)	(423,131)	(515,243)	(513,086)	(499,981)	76.74
Total Engineering Overhead	4,120,089	3,702,841	4,470,896	4,379,024	4,656,797	11.27

EXPENDITURE ACCOUNT	2019 BUDGET
310.113 <u>TRANSPORTATION/ENVIRONMENTAL SERVICES EQUIPMENT RESERVE:</u>	
RESERVE BALANCE	\$3,682,885
ANNUAL RESERVE PROVISION	278,000
HYDRO SPECIAL DIVIDEND ALLOCATION	302,000
EXPENDITURES (2019)	-1,160,000
EXPENDITURES (PRIOR YEAR COMMITMENTS)	-1,710,000
CLOSING BALANCE	<u>\$1,392,885</u>
EXPENDITURE DETAILS:	
THREE (3) SMALL DUMP TRUCKS WITH WINTER CONTROL ATTACHMENTS (REPLACE UNITS #9,10,58)	\$270,000
TWO (2) SINGLE AXLE DUMP TRUCKS WITH WINTER CONTROL ATTACHMENTS (REPLACE UNITS #157,158)	600,000
ONE (1) ROLLER (REPLACE UNIT#162)	30,000
ONE (1) QUAD CAB PICKUP TRUCK (REPLACE UNIT #26)	40,000
ONE (1) SUPER DUTY CREW CAB PICKUP TRUCK (REPLACE UNIT #67)	50,000
ONE (1) 3/4 TON PICKUP TRUCK (REPLACE UNIT #76)	40,000
TWO (2) 3/4 TON CARGO VANS (REPLACE UNITS #620,635)	90,000
ONE (1) MINI CARGO VAN (REPLACE UNIT#324)	40,000
	<u>\$1,160,000</u>
PRIOR YEAR COMMITMENTS:	
THREE (3) SINGLE AXLE DUMP TRUCKS COMPLETE WITH WINTER CONTROL CAPABILITY REPLACE UNIT #18,154,155	\$1,050,000
ONE (1) BACKHOE - REPLACE UNIT #74	140,000
ONE (1) QUAD CAB PICKUP TRUCK - REPLACE UNIT #24	40,000
ONE (1) SIDEWALK PLOW - REPLACE UNIT #93	75,000
ONE (1) SINGLE AXLE DUMP TRUCK COMPLETE WITH WINTER CONTROL CAPABILITIES (REPLACE UNIT #19)	260,000
TWO (2) CARGO VANS (REPLACE UNIT #134,#136)	90,000
ONE (1) RIDE ON FLOOR SWEEPER	55,000
	<u>\$1,710,000</u>

City of St Catharines
Operations
2019 Operating Budget - Expenditures by Object

	2019	2018	2017	2016	2015	\$	Change %	
	Budget	Budget	Actuals	Actuals	Actuals	2018	2018	
						Budget	Budget	
Object of Expenditure								
Salaries and Wages								
715.105.001	Salaries/Wages-Regular	819,574	745,927	815,733	802,680	795,262	73,647	9.87%
715.105.002	Salaries/Wages-Overtime	18,002	18,002	9,436	10,796	21,820	0	0.00%
715.105.003	Salaries/Wages-Ext Svce	20,000	20,000	477	375	24,158	0	0.00%
715.105.006	Sick Pay	244,999	244,999	256,321	297,563	287,601	0	0.00%
715.105.007	Holiday/Vacation Pay	569,198	556,990	621,052	589,182	562,028	12,208	2.19%
715.105.009	Doctor's Appointments	9,000	8,000	11,029	8,335	6,527	1,000	12.50%
735.105.006	Sick Pay	0	0	0	0	0	0	0.00%
735.105.007	Holiday/Vacation Pay	0	0	294	0	0	0	0.00%
Total Salaries and Wages		1,680,773	1,593,918	1,714,342	1,708,931	1,697,396	86,855	5.45%
Benefits								
715.105.030	Pensions	294,115	94,424	786,574	757,212	719,095	199,691	211.48%
715.105.031	Other Benefits	396,176	171,573	844,807	758,825	879,109	224,603	130.91%
715.105.032	Workers Compensation	65,580	19,441	287,933	180,362	173,589	46,139	237.33%
715.105.033	Employment Insurance	32,673	10,648	108,398	123,805	115,384	22,025	206.85%
715.105.040	Meal Allowance	5,000	5,000	4,431	3,709	4,995	0	0.00%
715.105.041	Safety Shoes	17,850	17,325	17,133	16,975	16,800	525	3.03%
Total Benefits		811,394	318,411	2,049,276	1,840,888	1,908,972	492,983	154.83%
Equipment Operations								
715.105.050	Rentals	6,000	6,000	6,290	6,188	5,737	0	0.00%
715.105.053	Service Contracts	96,500	89,500	77,398	84,221	81,251	7,000	7.82%
715.105.067	Car Allowance/Mileage	0	0	132	0	0	0	0.00%
Total Equipment Operations		102,500	95,500	83,820	90,409	86,988	7,000	7.33%
Materials								
715.105.110	Uniform Clothing	55,000	55,000	49,526	50,980	47,694	0	0.00%
Total Materials		55,000	55,000	49,526	50,980	47,694	0	0.00%
Building and Maintenance								
715.105.054	Repairs - equipment	0	0	0	0	0	0	0.00%
715.105.164	Signage	10,000	5,000	2,164	11,556	21,968	5,000	100.00%
Total Building and Maintenance		10,000	5,000	2,164	11,556	21,968	5,000	100.00%
Office and Related Expenses								
715.105.306	Telephone	13,000	15,000	14,307	10,103	12,423	-2,000	-13.33%
715.105.307	Printing	3,000	3,000	2,759	276	324	0	0.00%
715.105.310	Office Supplies	3,000	3,350	2,942	5,028	5,487	-350	-10.45%
715.105.312	Books and Publications	500	500	0	0	0	0	0.00%
715.105.314	Software/Licenses	1,000	1,000	0	0	0	0	0.00%

City of St Catharines
Operations
2019 Operating Budget - Expenditures by Object

	2019	2018	2017	2016	2015	\$	Change %
	Budget	Budget	Actuals	Actuals	Actuals	2018	2018
						Budget	Budget
715.105.330 Equipment/Furniture NTCA	2,000	2,000	0	1,304	0	0	0.00%
Total Office and Related Expenses	22,500	24,850	20,008	16,711	18,234	-2,350	-9.46%
Properties							
715.105.350 Office Equip/Furniture	2,000	2,000	0	0	222	0	0.00%
715.105.351 Replacements - Micros	0	0	0	7,923	4,611	0	0.00%
Total Properties	2,000	2,000	0	7,923	4,833	0	0.00%
Other Service Charges							
715.105.401 Conferences/Conventions	9,500	8,800	5,657	7,417	10,131	700	7.95%
715.105.402 Training	2,000	0	71	0	0	2,000	0.00%
715.105.405 Subscriptions/Memb'ships	3,685	3,665	2,907	2,225	2,235	20	0.55%
715.105.435 Staff Appr'n BBQ	1,000	0	0	0	0	1,000	0.00%
715.105.448 Eq't Reserve Allocation	0	0	0	36,082	0	0	0.00%
715.105.450 Miscellaneous	250	250	949	828	26	0	0.00%
Total Other Service Charges	16,435	12,715	9,584	46,552	12,392	3,720	29.26%
Total Expenditures	2,700,602	2,107,394	3,928,720	3,773,950	3,798,477	593,208	28.15%
Revenue							
715.105.835 Obsolete Equipment Sales	0	0	0	-36,082	0	0	0.00%
715.105.923 OH Chgs-Subdividers	0	0	-6,235	-2,295	-292	0	0.00%
715.105.924 Overhead Chgs-Other Muni	-25,000	-25,000	-36,935	-29,535	-39,710	0	0.00%
715.105.950 Alloc-Water Operations	-963,217	-749,662	-1,368,920	-1,264,453	-1,155,093	-213,555	28.49%
Total Revenue	-988,217	-774,662	-1,412,090	-1,332,365	-1,195,095	-213,555	27.57%
Total Net Expenditures	1,712,385	1,332,732	2,516,630	2,441,585	2,603,382	379,653	28.49%

City of St Catharines
Municipal Surveys
2019 Operating Budget - Expenditures by Object

	2019	2018	2017	2016	2015	\$	Change %	
	Budget	Budget	Actuals	Actuals	Actuals	2018	2018	
						Budget	Budget	
Object of Expenditure								
Salaries and Wages								
715.110.001	Salaries/Wages-Regular	679,266	667,584	550,712	465,714	588,202	11,682	1.75%
715.110.002	Salaries/Wages-Overtime	0	0	306	0	0	0	0.00%
715.110.003	Salaries/Wages-Extra Svce	0	0	19,451	43,002	0	0	0.00%
715.110.006	Sick Pay	0	0	0	0	0	0	0.00%
715.110.007	Holiday/Vacation Pay	0	0	4,481	3,206	0	0	0.00%
715.110.009	Doctor's Appointments	0	0	0	0	0	0	0.00%
Total Salaries and Wages		679,266	667,584	574,950	511,922	588,202	11,682	1.75%
Benefits								
715.110.030	Pensions	106,216	103,768	79,326	68,285	82,865	2,448	2.36%
715.110.031	Other Benefits	94,598	74,838	68,563	52,935	69,925	19,760	26.40%
715.110.032	Workers Compensation	22,354	21,758	17,495	14,526	16,820	596	2.74%
715.110.033	Employment Insurance	12,018	12,464	9,399	9,786	11,356	-446	-3.58%
715.110.041	Safety Shoes	875	875	700	700	875	0	0.00%
Total Benefits		236,061	213,703	175,483	146,232	181,841	22,358	10.46%
Equipment Operations								
715.110.050	Equipment Rentals	21,853	30,000	18,433	25,011	29,927	-8,147	-27.16%
715.110.053	Service Contracts	0	3,000	0	0	0	-3,000	-100.00%
715.110.054	Repairs-equipment	3,000	3,000	371	215	2,125	0	0.00%
Total Equipment Operations		24,853	36,000	18,804	25,226	32,052	-11,147	-30.96%
Materials								
715.110.100	Other	2,250	2,250	0	212	189	0	0.00%
715.110.104	General Supplies	4,000	4,000	996	1,657	1,668	0	0.00%
Total Materials		6,250	6,250	996	1,869	1,857	0	0.00%
Contracts								
715.110.211	Contract-Surveys	4,000	4,000	0	0	0	0	0.00%
715.110.216	Aerial Mapping & Photog	3,000	15,000	0	0	0	-12,000	-80.00%
Total Contracts		7,000	19,000	0	0	0	-12,000	-63.16%
Office and Related Expenses								
715.110.306	Cell Phones	2,040	2,040	1,098	1,127	1,196	0	0.00%
715.110.308	Copying and Prints	500	500	3	305	0	0	0.00%
715.110.312	Books and Publications	250	250	0	0	0	0	0.00%
715.110.314	Software Support	23,100	23,703	26,356	18,651	12,080	-603	-2.54%
715.110.330	Equipment/Furniture NTCA	0	0	0	0	0	0	0.00%
Total Office and Related Expenses		25,890	26,493	27,457	20,083	13,276	-603	-2.28%

City of St Catharines
Municipal Surveys
2019 Operating Budget - Expenditures by Object

	2019	2018	2017	2016	2015	\$	Change %
	Budget	Budget	Actuals	Actuals	Actuals	2018	2018
						Budget	Budget
Properties							
715.110.350 Office Equip/Furniture	0	0	0	0	0	0	0.00%
715.110.351 Replacements - Micros	0	0	0	4,156	0	0	0.00%
715.110.354 Other Equipment	0	0	13,850	5,139	0	0	0.00%
Total Properties	0	0	13,850	9,295	0	0	0.00%
Other Service Charges							
715.110.401 Conferences/Conventions	1,500	1,500	458	1,677	1,383	0	0.00%
715.110.402 Training	4,000	4,000	734	0	101	0	0.00%
715.110.405 Subscriptions/Memb'ships	4,270	4,146	2,673	3,239	2,600	124	2.99%
715.110.420 Legal and Court Costs	4,000	4,000	836	1,338	2,097	0	0.00%
Total Other Service Charges	13,770	13,646	4,701	6,254	6,181	124	0.91%
Total Expenditures	993,090	982,676	816,241	720,881	823,409	10,414	1.06%
Revenue							
715.110.835 Sale of Maps/Prints	-450	-500	-418	-124	-192	50	-10.00%
715.110.950 Roads - Allocation	-1,000	0	0	0	0	-1,000	0.00%
715.110.952 Sewer Allocation	-25,000	-27,000	-41,000	-27,000	-27,000	2,000	-7.41%
715.110.953 Waterworks Allocation	-109,000	-109,000	-119,000	-133,000	-133,000	0	0.00%
715.110.955 Parks Projects	0	-3,000	0	0	0	3,000	-100.00%
715.110.970 Encroachment Agreements	-600	-600	-542	0	0	0	0.00%
Total Revenue	-136,050	-140,100	-160,960	-160,124	-160,192	4,050	-2.89%
Total Net Expenditures	857,040	842,576	655,281	560,757	663,217	14,464	1.72%

City of St Catharines
Engineering
2019 Operating Budget - Expenditures by Object

	2019	2018	2017	2016	2015	\$	Change %
	Budget	Budget	Actuals	Actuals	Actuals	2018	2018
						Budget	Budget
Object of Expenditure							
Salaries and Wages							
715.115.001 Salaries/Wages-Regular	963,201	843,375	774,135	758,515	801,868	119,826	14.21%
715.115.002 Salaries/Wages-Overtime	6,001	6,001	3,882	3,903	3,434	0	0.00%
715.115.003 Salaries/Wages-Ext Svce	33,761	33,179	102,429	51,922	31,898	582	1.75%
715.115.006 Sick Pay	0	0	0	0	0	0	0.00%
715.115.007 Holiday/Vacation Pay	1,347	1,329	15,157	3,877	2,598	18	1.35%
715.115.009 Doctor's Appointments	0	0	0	0	0	0	0.00%
Total Salaries and Wages	1,004,310	883,884	895,603	818,217	839,798	120,426	13.62%
Benefits							
715.115.030 Pensions	144,386	134,901	114,862	112,832	116,976	9,485	7.03%
715.115.031 Other Benefits	97,747	79,251	83,623	71,534	82,323	18,496	23.34%
715.115.032 Workers Compensation	31,625	26,653	25,961	22,698	22,284	4,972	18.65%
715.115.033 Employment Insurance	12,869	12,047	11,500	13,525	12,150	822	6.82%
715.115.040 Meal Allowance	0	0	0	0	0	0	0.00%
715.115.041 Safety Shoes	1,750	1,575	1,575	2,100	1,750	175	11.11%
Total Benefits	288,377	254,427	237,521	222,689	235,483	33,950	13.34%
Equipment Operations							
715.115.067 Car Allowance/Mileage	6,000	6,000	3,651	1,113	3,649	0	0.00%
Total Equipment Operations	6,000	6,000	3,651	1,113	3,649	0	0.00%
Materials							
715.115.109 Safety/Protective Equip't	500	500	68	0	59	0	0.00%
715.115.110 Uniform Clothing	900	800	205	745	0	100	12.50%
Total Materials	1,400	1,300	273	745	59	100	7.69%
Office and Related Expenses							
715.115.306 Cell Phones	8,960	7,600	6,624	5,027	7,028	1,360	17.89%
715.115.310 Office Supplies	100	100	0	0	0	0	0.00%
715.115.312 Books and Publications	1,000	1,000	1,075	839	1,578	0	0.00%
715.115.314 Computer software	0	0	11,143	0	0	0	0.00%
715.115.330 Equipment/Furniture NTCA	750	750	266	621	-967	0	0.00%
Total Office and Related Expenses	10,810	9,450	19,108	6,487	7,639	1,360	14.39%
Properties							
715.115.351 Replacement-micros	0	0	0	9,990	6,583	0	0.00%
Total Properties	0	0	0	9,990	6,583	0	0.00%

City of St Catharines
Engineering
2019 Operating Budget - Expenditures by Object

	2019	2018	2017	2016	2015	\$	Change %
	Budget	Budget	Actuals	Actuals	Actuals	2018	2018
						Budget	Budget
Other Service Charges							
715.115.401 Conferences/Conventions	6,600	4,800	4,516	4,353	3,114	1,800	37.50%
715.115.402 Training	12,950	12,000	26,008	7,550	4,156	950	7.92%
715.115.405 Subscriptions/Memb'ships	6,620	6,910	3,645	4,330	4,607	-290	-4.20%
715.115.417 Study/Consulting Fees	15,000	10,000	9,931	10,700	11,919	5,000	50.00%
Total Other Service Charges	41,170	33,710	44,100	26,933	23,796	7,460	22.13%
Total Expenditures							
	1,352,067	1,188,771	1,200,256	1,086,174	1,117,007	163,296	13.74%
Revenue							
715.115.819 Inspection	-2,370	-2,280	-14,354	-4,935	-17,839	-90	3.95%
715.115.950 Charg'ble Water Oper'ns	-304,000	-236,682	-236,000	-229,000	-222,000	-67,318	28.44%
715.115.951 Recovery-Bridge Program	-3,000	-3,000	-3,000	-3,000	-3,000	0	0.00%
715.115.952 Recovery-Roads Program	-110,000	-117,000	-59,000	-34,000	-30,000	7,000	-5.98%
715.115.953 Recov'y-Sanitary/Comb'd	-304,000	-236,682	-236,000	-229,000	-222,000	-67,318	28.44%
715.115.954 Recovery-Sidewalks	-7,000	-7,000	-5,000	-6,000	-6,000	0	0.00%
Total Revenue	-730,370	-602,644	-553,354	-505,935	-500,839	-127,726	21.19%
Total Net Expenditures							
	621,697	586,127	646,902	580,239	616,168	35,570	6.07%

City of St Catharines
Construction Inspection
2019 Operating Budget - Expenditures by Object

	2019	2018	2017	2016	2015	\$	Change %
	Budget	Budget	Actuals	Actuals	Actuals	2018	2018
						Budget	Budget
Object of Expenditure							
Salaries and Wages							
715.120.001 Salaries/Wages-Regular	320,823	309,974	302,118	302,793	288,096	10,849	3.50%
715.120.002 Salaries/Wages-Overtime	31,002	31,002	27,846	20,159	22,165	0	0.00%
715.120.003 Salaries/Wages-Ext Svce	11,688	11,486	9,856	9,168	13,115	202	1.76%
715.120.006 Sick Pay	0	0	0	0	0	0	0.00%
715.120.007 Holiday/Vacation Pay	466	460	4,776	600	935	6	1.30%
715.120.009 Doctor's Appointments	0	0	0	0	0	0	0.00%
Total Salaries and Wages	363,979	352,922	344,596	332,720	324,311	11,057	3.13%
Benefits							
715.120.030 Pensions	47,705	49,136	43,680	43,092	41,392	-1,431	-2.91%
715.120.031 Other Benefits	37,408	32,637	27,640	26,780	27,164	4,771	14.62%
715.120.032 Workers Compensation	12,530	11,616	10,939	9,712	9,325	914	7.87%
715.120.033 Employment Insurance	5,102	5,273	4,502	5,212	5,202	-171	-3.24%
715.120.040 Meal Allowance	1,101	1,101	759	546	1,249	0	0.00%
715.120.041 Safety Shoes	700	700	700	700	700	0	0.00%
Total Benefits	104,546	100,463	88,220	86,042	85,032	4,083	4.06%
Equipment Operations							
715.120.067 Car Allowance/Mileage	22,000	22,000	23,779	19,722	19,212	0	0.00%
Total Equipment Operations	22,000	22,000	23,779	19,722	19,212	0	0.00%
Materials							
715.120.104 General Supplies	1,100	1,100	-683	1,013	189	0	0.00%
715.120.109 Safety/Protective Equipm'	150	150	0	0	405	0	0.00%
715.120.110 Uniform Clothing	900	900	515	649	0	0	0.00%
Total Materials	2,150	2,150	-168	1,662	594	0	0.00%
Office and Related Expenses							
715.120.306 Cellular Phones	5,240	5,240	3,913	3,913	3,314	0	0.00%
715.120.307 Printing	0	0	8	0	326	0	0.00%
715.120.312 Books and Publications	150	150	0	202	0	0	0.00%
715.120.314 Software	10,000	0	0	0	0	10,000	0.00%
Total Office and Related Expenses	15,390	5,390	3,921	4,115	3,640	10,000	185.53%
Properties							
715.120.351 Computer hardware	0	0	0	6,400	52	0	0.00%
Total Properties	0	0	0	6,400	52	0	0.00%

City of St Catharines
Construction Inspection
2019 Operating Budget - Expenditures by Object

	2019	2018	2017	2016	2015	\$	Change %
	Budget	Budget	Actuals	Actuals	Actuals	2018	2018
						Budget	Budget
Other Service Charges							
715.120.402 Training	15,900	15,900	3,898	6,878	7,592	0	0.00%
715.120.405 Subscriptions/Memb'ships	1,710	2,080	768	1,077	1,080	-370	-17.79%
Total Other Service Charges	17,610	17,980	4,666	7,955	8,672	-370	-2.06%
Total Expenditures	525,675	500,905	465,014	458,616	441,513	24,770	4.95%
Revenue							
715.120.819 Wages Allocated	-321,000	-321,000	-369,313	-301,587	-354,545	0	0.00%
Total Revenue	-321,000	-321,000	-369,313	-301,587	-354,545	0	0.00%
Total Net Expenditures	204,675	179,905	95,701	157,029	86,968	24,770	13.77%

City of St Catharines
Development Coordination
2019 Operating Budget - Expenditures by Object

	2019	2018	2017	2016	2015	\$	Change %
	Budget	Budget	Actuals	Actuals	Actuals	2018	2018
						Budget	Budget
Object of Expenditure							
Salaries and Wages							
715.125.001 Salaries/Wages-Regular	282,979	278,112	256,107	218,718	253,691	4,867	1.75%
715.125.002 Salaries/Wages-Overtime	0	0	442	42	4,475	0	0.00%
715.125.003 Salaries/Wages-Extra Svce	0	0	0	26,457	0	0	0.00%
715.125.006 Sick Pay	0	0	0	0	0	0	0.00%
715.125.007 Holiday/Vacation Pay	0	0	849	1,971	0	0	0.00%
715.125.009 Doctor's Appointments	0	0	0	0	0	0	0.00%
715.125.012 Allocation-administration	0	0	17,670	17,290	15,570	0	0.00%
Total Salaries and Wages	282,979	278,112	275,068	264,478	273,736	4,867	1.75%
Benefits							
715.125.030 Pensions	32,074	43,658	36,293	31,546	36,905	-11,584	-26.53%
715.125.031 Other Benefits	24,259	24,287	18,626	18,620	22,811	-28	-0.12%
715.125.032 Workers Compensation	9,141	8,573	7,324	6,629	6,891	568	6.63%
715.125.033 Employment Insurance	3,906	4,259	3,196	4,095	4,137	-353	-8.29%
715.125.041 Safety Shoes	525	525	700	350	525	0	0.00%
Total Benefits	69,905	81,302	66,139	61,240	71,269	-11,397	-14.02%
Equipment Operations							
715.125.067 Car Allowance/Mileage	200	200	2,643	89	404	0	0.00%
Total Equipment Operations	200	200	2,643	89	404	0	0.00%
Materials							
715.125.102 Small Tools & Equipment	0	0	127	0	0	0	0.00%
715.125.110 Uniform Clothing	250	250	158	0	6	0	0.00%
Total Materials	250	250	285	0	6	0	0.00%
Office and Related Expenses							
715.125.306 Cellular Phones	2,100	2,100	2,361	2,030	1,711	0	0.00%
715.125.330 Equipment/Furniture NTCA	500	0	0	436	391	500	0.00%
Total Office and Related Expenses	2,600	2,100	2,361	2,466	2,102	500	23.81%
Other Service Charges							
715.125.400 Travelling	2,400	2,400	1,375	45	2,345	0	0.00%
715.125.401 Conferences/conventions	1,000	1,000	855	1,344	4,335	0	0.00%
715.125.402 Training	3,000	3,000	3,393	372	4,857	0	0.00%
715.125.405 Subscriptions/Memb'ships	2,255	2,255	1,515	3,513	2,326	0	0.00%

City of St Catharines
Development Coordination
2019 Operating Budget - Expenditures by Object

	2019	2018	2017	2016	2015	\$	Change %
	Budget	Budget	Actuals	Actuals	Actuals	2018	2018
						Budget	Budget
Total Other Service Charges	8,655	8,655	7,138	5,274	13,863	0	0.00%
Total Expenditures	364,589	370,619	353,634	333,547	361,380	-6,030	-1.63%
Revenue							
715.125.950 Alloc-Water Operations	0	0	-14,918	-14,776	-14,776	0	0.00%
Total Revenue	0	0	-14,918	-14,776	-14,776	0	0.00%
Total Net Expenditures	364,589	370,619	338,716	318,771	346,604	-6,030	-1.63%

City of St Catharines
Works, Building, Yards
2019 Operating Budget - Expenditures by Object

	2019	2018	2017	2016	2015	\$	Change %
	Budget	Budget	Actuals	Actuals	Actuals	2018	2018
						Budget	Budget
Object of Expenditure							
Salaries and Wages							
715.130.001 Salaries/Wages-Regular	134,180	132,360	112,431	85,229	93,082	1,820	1.38%
715.130.002 Salaries/Wages-Overtime	0	0	1,803	81	853	0	0.00%
715.130.003 Salaries/Wages - Extra	0	0	0	0	0	0	0.00%
715.130.008 Modified Work Program	0	0	32,341	39,649	39,848	0	0.00%
Total Salaries and Wages	134,180	132,360	146,575	124,959	133,783	1,820	1.38%
Benefits							
715.130.030 Pensions	17,464	23,323	41	0	0	-5,859	-25.12%
715.130.031 Other Benefits	21,644	23,003	27	0	0	-1,359	-5.91%
715.130.032 Workers Compensation	4,142	5,179	13	0	0	-1,037	-20.02%
715.130.033 Employment Insurance	2,590	3,349	9	0	0	-759	-22.66%
Total Benefits	45,840	54,854	90	0	0	-9,014	-16.43%
Equipment Operations							
715.130.050 Rentals	110,210	110,210	119,183	88,274	83,240	0	0.00%
Total Equipment Operations	110,210	110,210	119,183	88,274	83,240	0	0.00%
Materials							
715.130.101 Construction-General	3,340	3,340	1,192	1,601	4,569	0	0.00%
715.130.102 Small Tools/Equipment	0	0	1	192	144	0	0.00%
Total Materials	3,340	3,340	1,193	1,793	4,713	0	0.00%
Contracts							
715.130.200 Contracts-miscellaneous	56,000	56,000	79,338	39,990	45,686	0	0.00%
Total Contracts	56,000	56,000	79,338	39,990	45,686	0	0.00%
Total Expenditures	349,570	356,764	346,379	255,016	267,422	-7,194	-2.02%
Total Net Expenditures	349,570	356,764	346,379	255,016	267,422	-7,194	-2.02%

City of St Catharines

Tools

2019 Operating Budget - Expenditures by Object

	2019	2018	2017	2016	2015	\$	Change %
	Budget	Budget	Actuals	Actuals	Actuals	2018	2018
						Budget	Budget
Object of Expenditure							
Salaries and Wages							
715.135.001 Salaries/Wages Regular	0	0	1,490	751	584	0	0.00%
715.135.002 Salaries/Wages - Overtime	0	0	0	0	0	0	0.00%
715.135.008 Modified Work Program	16,485	16,200	16,509	14,003	15,730	285	1.76%
Total Salaries and Wages	16,485	16,200	17,999	14,754	16,314	285	1.76%
Benefits							
715.135.030 Pensions	2,146	0	0	0	0	2,146	0.00%
715.135.031 Other Benefits	2,659	0	0	0	0	2,659	0.00%
715.135.032 Workers Compensation	509	0	0	0	0	509	0.00%
715.135.033 Employment Insurance	318	0	0	0	0	318	0.00%
Total Benefits	5,632	0	0	0	0	5,632	0.00%
Equipment Operations							
715.135.050 Rentals	200	200	0	146	0	0	0.00%
715.135.054 Repairs-equipment	100	100	0	0	0	0	0.00%
Total Equipment Operations	300	300	0	146	0	0	0.00%
Materials							
715.135.101 Construction-general	200	200	0	0	102	0	0.00%
715.135.102 Small Tools/Equipment	200	200	0	182	0	0	0.00%
Total Materials	400	400	0	182	102	0	0.00%
Building and Maintenance							
715.135.173 Insurance-Tools/Equip	0	0	0	2,833	13,651	0	0.00%
Total Building and Maintenance	0	0	0	2,833	13,651	0	0.00%
Total Expenditures	22,817	16,900	17,999	17,915	30,067	5,917	35.01%
Total Net Expenditures	22,817	16,900	17,999	17,915	30,067	5,917	35.01%

City of St Catharines
New Equipment
2019 Operating Budget - Expenditures by Object

	2019	2018	2017	2016	2015	\$	Change %
	Budget	Budget	Actuals	Actuals	Actuals	2018 Budget	2018 Budget
Object of Expenditure							
Properties							
715.200.000 Equipment - new purchases	550,000	248,000	248,000	410,000	410,000	302,000	121.77%
Total Properties	550,000	248,000	248,000	410,000	410,000	302,000	121.77%
Total Expenditures	550,000	248,000	248,000	410,000	410,000	302,000	121.77%
Total Net Expenditures	550,000	248,000	248,000	410,000	410,000	302,000	121.77%

City of St Catharines
Equipment Servicing
2019 Operating Budget - Expenditures by Object

	2019	2018	2017	2016	2015	\$	Change %
	Budget	Budget	Actuals	Actuals	Actuals	2018	2018
						Budget	Budget
Object of Expenditure							
Salaries and Wages							
715.205.001 Salaries/Wages-Regular	130,980	129,980	116,096	144,332	127,100	1,000	0.77%
715.205.002 Salaries/Wages-Overtime	6,692	6,640	1,740	1,252	2,821	52	0.78%
715.205.003 Salary/Wages - Extra	0	0	8	0	0	0	0.00%
715.205.008 Modified Work Program	0	0	463	2,942	143	0	0.00%
Total Salaries and Wages	137,672	136,620	118,307	148,526	130,064	1,052	0.77%
Benefits							
715.205.030 Pensions	17,205	22,904	119	0	0	-5,699	-24.88%
715.205.031 Other Benefits	21,485	22,590	110	0	0	-1,105	-4.89%
715.205.032 Workers Compensation	4,257	5,086	38	0	0	-829	-16.30%
715.205.033 Employment Insurance	2,669	3,289	25	0	0	-620	-18.85%
Total Benefits	45,616	53,869	292	0	0	-8,253	-15.32%
Equipment Operations							
715.205.050 Rentals	1,360	1,360	1,031	1,058	2,305	0	0.00%
Total Equipment Operations	1,360	1,360	1,031	1,058	2,305	0	0.00%
Materials							
715.205.102 Small Tools/Equipment	500	500	1,195	1,214	470	0	0.00%
Total Materials	500	500	1,195	1,214	470	0	0.00%
Total Expenditures	185,148	192,349	120,825	150,798	132,839	-7,201	-3.74%
Total Net Expenditures	185,148	192,349	120,825	150,798	132,839	-7,201	-3.74%

City of St Catharines
Operating Surplus Equipment
2019 Operating Budget - Expenditures by Object

	2019	2018	2017	2016	2015	\$	Change %
	Budget	Budget	Actuals	Actuals	Actuals	2018	2018
						Budget	Budget
Object of Expenditure							
Equipment Operations							
715.209.064 Insurance-Motor Vehicles	0	0	0	0	0	0	0.00%
Total Equipment Operations	0	0	0	0	0	0	0.00%
Properties							
715.209.353 Motor Vehicles	0	0	497,302	0	0	0	0.00%
715.210.000 Equipt-Operating Surplus	-445,832	-423,131	-515,242	-513,086	-499,981	-22,701	5.37%
Total Properties	-445,832	-423,131	-17,940	-513,086	-499,981	-22,701	5.37%
Other Service Charges							
715.209.448 Transfer to Reserve	0	0	47,977	0	0	0	0.00%
715.209.450 Miscellaneous Expense	0	0	0	0	0	0	0.00%
Total Other Service Charges	0	0	47,977	0	0	0	0.00%
Tangible Capital Assets							
715.209.380 Capitalized Assets	0	0	-574,840	-519,444	-391,598	0	0.00%
715.209.384 TCA - Current Year Deprec	0	0	742,569	784,662	773,611	0	0.00%
715.209.386 Gain on Sale	0	0	0	-29,439	0	0	0.00%
715.209.387 TCA - Loss on Disposal	0	0	11,419	10,206	0	0	0.00%
715.209.389 TCA - Offset	0	0	-179,149	-245,985	-382,013	0	0.00%
Total Tangible Capital Assets	0	0	-1	0	0	0	0.00%
Total Expenditures	-445,832	-423,131	30,036	-513,086	-499,981	-22,701	5.37%
Revenue							
715.209.836 Obsolete Vehicle Sales	0	0	-47,977	0	0	0	0.00%
715.209.900 Transfer from Reserve	-302,000	0	-497,302	0	0	-302,000	0.00%
Total Revenue	-302,000	0	-545,279	0	0	-302,000	0.00%
Total Net Expenditures	-747,832	-423,131	-515,243	-513,086	-499,981	-324,701	76.74%

City of St Catharines

2019 Operating Budget - Expenditures by Department, Board or Committee

	2019	2018	2017	2016	2015	\$ Change	% Change
	Budget	Budget	Actuals	Actuals	Actuals	2018 Budget	2018 Budget
Parks, Recreation and Culture Services							
Cemetery	407,619	410,762	261,299	347,637	341,179	-3,143	-0.77%
Port Dalhousie Seniors Centre	41,155	35,805	37,544	40,648	31,746	5,350	14.94%
Dunlop Drive Seniors Centre	56,380	35,791	39,088	37,686	44,471	20,589	57.53%
West St Catharines Senior Centre	65,878	53,000	36,386	35,718	32,796	12,878	24.30%
Merritton Senior Centre	0	0	101	14,538	21,240	0	0.00%
Administration	960,789	1,060,258	989,818	912,523	1,088,010	-99,469	-9.38%
Trees - General	2,142,689	2,120,032	2,005,902	2,017,669	1,934,416	22,657	1.07%
Tree planting/Horticulture	2,079,667	2,119,447	2,006,745	2,055,436	2,003,648	-39,780	-1.88%
Memorial Forest	0	0	0	0	0	0	0.00%
Parks Division Overhead	980,443	880,630	1,210,680	1,207,661	1,270,688	99,813	11.33%
Parks Operations	2,672,129	2,679,703	1,775,955	2,059,012	1,977,429	-7,574	-0.28%
Passive Parks Maintenance	543,595	489,946	484,399	410,815	434,037	53,649	10.95%
Kiwanis Sport Field	80,372	90,716	44,786	47,093	35,290	-10,344	-11.40%
Parks Maintenance	381,434	327,234	424,524	322,468	286,555	54,200	16.56%
Happy Rolph's Bird Sanctuary	246,566	206,819	201,474	197,118	201,223	39,747	19.22%
Equipment Acquisitions	237,000	207,000	428,067	145,000	145,000	30,000	14.49%
Equipment Maintenance	14,000	14,000	13,919	15,023	18,087	0	0.00%
Equipment Operation Surplus	-221,074	-196,312	-476,214	-273,873	-250,000	-24,762	12.61%
Recreation Overhead	1,006,187	957,856	947,550	725,883	713,080	48,331	5.05%
Special Events	44,757	46,450	59,206	45,135	34,956	-1,693	-3.64%
SCCIP	7,087	4,988	0	0	0	2,099	42.08%
Culture	268,756	247,233	212,787	232,072	223,455	21,523	8.71%
Swimming Pools and Beaches	413,370	443,344	453,434	324,123	290,148	-29,974	-6.76%
Kiwanis Aquatic Centre	1,636,279	1,579,151	1,349,159	1,367,043	1,591,634	57,128	3.62%
Queen Elizabeth Centre	2,375	2,320	2,683	10,781	5,600	55	2.37%
Port Weller Centre	47,461	44,120	28,630	56,216	49,516	3,341	7.57%
Russell Ave Community Centre	150,302	143,542	113,700	125,539	122,425	6,760	4.71%
Skate board park	1,901	1,859	1,127	1,627	1,912	42	2.26%
Carousel	110,024	123,869	103,152	125,598	129,368	-13,845	-11.18%
Port Dalhousie Harbour	-55,219	-51,681	-45,551	-70,426	-61,133	-3,538	6.85%
Harriet Tubman Programming	-9,250	-8,900	17,595	0	0	-350	3.93%
Garden City Arena Operations	860,083	896,911	970,125	934,591	728,262	-36,828	-4.11%
Bill Burgoyne Arena	265,947	252,599	211,565	242,571	267,961	13,348	5.28%
Haig Bowl Arena	13,445	13,970	11,762	14,505	21,854	-525	-3.76%
Merritton Arena	54,483	71,372	38,211	49,993	53,533	-16,889	-23.66%
Seymour Hannah Complex	372,978	286,823	422,979	298,856	373,706	86,155	30.04%
Municipal Golf Course	302,271	286,229	220,188	224,762	245,998	16,042	5.60%
Concessions	-16,770	-19,772	-16,494	-18,162	-16,577	3,002	-15.18%
Merritton Community Centre	21,804	17,343	11,714	18,833	15,938	4,461	25.72%
Grantham Lions/Optimist	29,593	29,593	29,550	27,696	27,696	0	0.00%
Greening/Naturalization program	38,000	38,000	38,000	37,999	19,991	0	0.00%
Special Projects	0	0	-298	-13,143	133,804	0	0.00%
Welland Canal Centre Gift Shop	-78,300	-79,500	-64,019	-73,963	-55,020	1,200	-1.51%
Museum	684,246	630,048	554,393	497,771	499,421	54,198	8.60%
Welland Canal Centre	592,350	592,973	549,042	649,902	660,723	-623	-0.11%

City of St Catharines

2019 Operating Budget - Expenditures by Department, Board or Committee

	2019 Budget	2018 Budget	2017 Actuals	2016 Actuals	2015 Actuals	\$ Change 2018 Budget	% Change 2018 Budget
Morningstar Mill	108,446	101,076	100,264	93,253	89,210	7,370	7.29%
Festivals	0	0	0	0	123,388	0	0.00%
Events/Market Operations	99,073	90,282	81,668	76,922	126,183	8,791	9.74%
Grape and Wine Festival	38,000	38,000	32,076	36,893	37,243	0	0.00%
Labour Day Parade	7,200	6,500	7,188	6,181	6,687	700	10.77%
Christmas Lighting	24,000	20,000	27,883	24,550	20,463	4,000	20.00%
Total Parks, Recreation and Culture Services	17,729,521	17,341,429	15,953,742	15,666,743	16,115,786	388,092	2.24%

EXPENDITURE ACCOUNT	2019 BUDGET
740.100 CEMETERY - IMPROVEMENTS -NON TCA (2018 - \$0) GARDEN OF MEMORIES MAUSOLEUM - LOW ROOF REPAIRS	<u>\$5,000</u>
CEMETERY - BUILDING IMPROEVEMENTS TCA (2018 - \$0) SERVICE CENTRE ROOF REPLACEMENT (funded through the Building Improvement Reserve)	<u>\$15,000</u>

EXPENDITURE ACCOUNT	2019 BUDGET
750.210 <u>TREE PLANTING/HORTICULTURE</u>	
<u>177 IDENTIFIABLE REPAIRS (2018 - \$20,000)</u>	
RELANDSCAPE FOURTH AVENUE MEDIAN BEDS-phase 4	<u>\$0</u>
750.240 <u>PARKS MAINTENANCE</u>	
<u>162 FACILITY REPAIRS</u>	
GENERAL MAINTENANCE (2018 - \$255,459)	<u>\$306,159</u>
<u>177 IDENTIFIABLE REPAIRS (2018 - \$45,000)</u>	
JAYCEE PARK GARAGE - ROOF MAINTENANCE	\$2,000
JOE MCCAFFERY PARK - ROOF MAINTENANCE	2,000
LOCK TENDERS SHANTY - ROOF MAINTENANCE	1,000
	<u>\$5,000</u>
<u>356 BUILDING IMPROVEMENTS TCA (2018 - \$0)</u>	
CATHERINE ST PARK-SPLASHPAD-UPGRADE WATER DISTRIBUTION SYSTEM	\$20,000
LESTER B PEARSON PARK - UPGRADE WATER DISTRIBUTION SYSTEM	35,000
MALCOMSON PARK - OFFICE BLDG-ROOF REPLACEMENT	10,000
MERRITTON PARK - ROOF REPLACEMENT	10,000
MONTEBELLO PARK - BANDSHELL ROOF REPLACEMENT, REPAIR SOFFITS,RAILINGS	35,000
MONTEBELLO PARK - WASHROOM ROOF REPLACEMENT	20,000
	<u>\$130,000</u>
(to be funded through the Building Improvement Reserve)	
<u>417 STUDY/CONSULTING FEES (\$2018- \$0)</u>	
MASTER PLAN - FAIRVIEW PARK/JOHN GAGE PARK	\$50,000
(To be funded through the Parkland Dedication account)	
750.245 <u>HAPPY ROLPHS BIRD SANCTUARY</u>	
<u>356 BUILDING IMPROVEMENTS TCA (2018 - \$0)</u>	
BARN ROOF REPLACEMENT	\$20,000
HOUSE DEMOLITION - CUT/CAP SERVICES	25,000
	<u>\$45,000</u>
(to be funded through the Building Improvement Reserve)	

EXPENDITURE ACCOUNT	2019 BUDGET
750.512 <u>CULTURE</u>	
<u>118 INDOOR ART EXHIBITS (2018 -\$7,781)</u>	
CITY HALL - JURIED SHOW	\$4,002
CITY HALL - PARTNER SHOW	790
FOPAC - JOY WILLIAMS LOBBY	1,260
CENTENNIAL GARDENS	2,350
	<u>\$8,402</u>
<u>135 COMMUNITY DEVELOPMENT (2018 - \$19,912)</u>	
ARTS AWARDS	\$18,912
cNIAGARA	3,500
Note:to be partially funded through Civic Project Fund in 2019	<u>\$22,412</u>
750.515 <u>POOLS AND BEACHES</u>	
<u>102 SMALL TOOLS AND EQUIPMENT (2018 - \$6,500)</u>	
PUMP/FILTER ROOM REPAIRS	\$5,000
AED REPLACEMENTS (2)-LINCOLN PARK POOL/PORT DALHOUSIE	\$2,400
MAINTENANCE HAND TOOLS	1,000
VACUUM, POLES AND EQUIPMENT	500
	<u>\$8,900</u>
<u>356 IMPROVEMENTS-TCA (2018 - \$10,000)</u>	
LION DUNC SCHOOLEY SMALL POOL-SANDBLAST/PAINT	\$25,000
PORT DALHOUSIE LARGE POOL - SANDBLAST/PAINT	55,000
	<u>\$80,000</u>
(to be funded through the Building Improvement Reserve)	
750.518 <u>KIWANIS AQUATIC CENTRE</u>	
<u>102 SMALL TOOLS AND EQUIPMENT (2018 - \$3,600)</u>	
VARIOUS SMALL TOOLS AND EQUIPMENT	\$1,000
PUMP ROOM FILTER REPAIRS	2,000
	<u>\$3,000</u>
<u>330 FURNITURE NTCA (2018 - \$2,400)</u>	
LOBBY CHAIR REPLACEMENT	\$2,000
OFFICE CHAIR	400
	<u>\$2,400</u>
<u>356 IMPROVEMENTS-TCA (2018 - \$0)</u>	
REPAIR CRACKS IN BASEMENT	\$15,000
(to be funded through the Building Improvement Reserve)	
750.540 <u>PORT WELLER COMMUNITY CENTRE</u>	
<u>356 IMPROVEMENTS-TCA (2018 - \$0)</u>	
REPLACE DEFICIENT WINDOWS	\$40,000
(to be funded through the Building Improvement Reserve)	
750.545 <u>RUSSELL AVENUE COMMUNITY CENTRE</u>	
<u>102 SMALL TOOLS AND EQUIPMENT (2018 - \$1,000)</u>	
REPLACEMENT TABLE AND CHAIRS	\$1,000
AED REPLACEMENT	1,200
	<u>\$2,200</u>

EXPENDITURE ACCOUNT	2019 BUDGET
750.600 <u>GARDEN CITY ARENA COMPLEX</u>	
<u>102 SMALL TOOLS AND EQUIPMENT (2018 - \$4,000)</u>	
HOCKEY NET MESH	\$1,500
RINK GLASS	\$1,000
MISCELLANEOUS TOOLS	500
	<u>\$3,000</u>
<u>180 IMPROVEMENTS (NON TCA) (2018 - \$5,000)</u>	<u>\$0</u>
<u>356 IMPROVEMENTS-TCA (2018 - \$0)</u>	
LOW ROOF REPLACEMENT AND STEEL ROOF ADDITIONAL FUNDS (to be funded through the Building Improvement Reserve)	<u>\$30,000</u>
750.605 <u>BILL BURGOYNE ARENA</u>	
<u>102 SMALL TOOLS AND EQUIPMENT (2018 - \$4,800)</u>	
INSTALL CO SENSORS (PHASE 1)	\$7,500
SMALL HAND TOOLS	1,000
HOCKEY NET MESH	800
GARBAGE CART	800
GARBAGE SWEEPER	800
ZAMBONI BLADES	400
	<u>\$11,300</u>
<u>180 IMPROVEMENTS (NON TCA) (2018 - \$5,000)</u>	<u>\$0</u>
<u>356 IMPROVEMENTS-TCA (2018 - \$0)</u>	
FIRE ALARM PANEL REPLACEMENT (to be funded through the Building Improvement Reserve)	<u>\$20,000</u>
750.620 <u>SEYMOUR HANNAH SPORTS AND ENTERTAINMENT COMPLEX</u>	
<u>102 SMALL TOOLS AND EQUIPMENT (2018 - \$30,500)</u>	
BATTERY EDGERS	\$14,000
RINK GLASS	5,500
MESH FOR NETS	5,000
STREET SWEEPER(2)	1,600
GARBAGE CARTS (2)	1,600
TOURNAMENT BOARD	1,500
ZAMBONI/OLYMPIA BLADES	1,000
MAINTENANCE TOOLS	1,000
	<u>\$31,200</u>
<u>180 IMPROVEMENTS - NON TCA (2018 - \$20,000)</u>	
ROOF MAINTENANCE-BLISTER REPAIR AND LEAK AT SOUTH END OF NORTH RINK	<u>\$10,000</u>
<u>417 - STUDIES AND CONSULTING FEES (2018 - \$10,000)</u>	<u>\$0</u>

EXPENDITURE ACCOUNT	2019 BUDGET
752.105 <u>MUSEUM</u>	
<u>118 - SPECIAL EXHIBITS (2018 - \$32,500)</u>	
PERMANENT GALLERY REDEVELOPMENT	\$10,000
HISTORY HALL EXHIBIT	8,000
TEMPORARY GALLERY EXHIBIT	8,000
Note: partially funded through Civic Project Fund in 2019	<u>\$26,000</u>
752.120 <u>WELLAND CANAL CENTRE</u>	
<u>180 IMPROVEMENTS - NON TCA (2018 - \$0)</u>	
ROOF MAINTENANCE	<u>\$2,000</u>
761.130 <u>FESTIVALS (2018 - \$116,100)</u>	
NIAGARA WINE FESTIVAL	\$50,000
NIAGARA WINE FESTIVAL - IN KIND	\$7,300
FOLK ARTS COUNCIL	41,000
FOLK ARTS - IN KIND	4,300
FESTIVAL AND EVENTS PROGRAM	13,500
FUNDING FROM CIVIC PROJECT FUND	<u>-116,100</u>
	<u>\$0</u>

EXPENDITURE ACCOUNT	2019 BUDGET
310.114 <u>PARKS/RECREATION/CULTURE SERVICES EQUIPMENT RESERVE:</u>	
RESERVE BALANCE	\$1,508,139
ANNUAL RESERVE PROVISIONS:	
PARKS, RECREATION AND CULTURE SERVICES	237,000
HYDRO SPECIAL DIVIDEND ALLOCATION	213,000
CEMETERY DIVISION	17,500
EXPENDITURES (2019)	-338,000
PRIOR YEARS COMMITMENTS	<u>-737,638</u>
CLOSING BALANCE	<u>687,001</u>
EXPENDITURE DETAILS:	
ONE (1) 104" RIDE ON MOWER (REPLACE UNIT #803)	40,000
ONE (1) 48' STAND UP MOWER (REPLACE UNIT#804)	15,000
ONE (1) ONE TON STAKE DUMP TRUCK (REPLACE UNIT#428)	50,000
ONE (1) REEL TYPE MOWER (REPLACE UNIT #422)	40,000
ONE (1) MOWER (REPLACE UNIT #761)	40,000
ONE (1) WALK BEHIND REEL MOWER	5,000
ONE (1) PTO DRIVEN LEAF BLOWER ATTACHMENT FOR UNIT #579	7,000
TWO (2) RIDE ON MOWERS (REPLACE UNIT #836,837)	36,000
ONE (1) RIDE ON MOWER (REPLACE UNIT #401)	<u>105,000</u>
	<u>\$338,000</u>
<u>PRIOR YEAR COMMITMENTS:</u>	
ONE (1) SNOW THROWER (ARENAS) (REPLACE #741)	18,000
ONE (1) FORESTRY AERIAL BUCKET (REPLACE UNIT #439)	250,000
ONE (1) FORESTRY CRANE TRUCK (REPLACE #447)	276,000
THREE (3) TRACTORS (REPLACING UNITS #452,581,582)	193,638
	<u>\$737,638</u>

**City of St Catharines
Cemetery
2019 Operating Budget - Expenditures by Object**

	2019	2018	2017	2016	2015	\$	Change %	
	Budget	Budget	Actuals	Actuals	Actuals	2018	2018	
						Budget	Budget	
Object of Expenditure								
Salaries and Wages								
740.100.001	Salaries/Wages-Regular	690,374	673,957	586,265	568,674	574,503	16,417	2.44%
740.100.002	Salaries/Wages-Overtime	25,012	25,012	30,513	23,489	24,663	0	0.00%
740.100.003	Salaries/Wages-Ext Svce	213,838	213,146	221,506	228,391	224,357	692	0.32%
740.100.006	Sick Pay	25,002	25,002	14,823	41,940	32,878	0	0.00%
740.100.007	Holiday/Vacation Pay	92,232	87,545	96,272	89,677	86,930	4,687	5.35%
740.100.009	Doctor's Appointments	2,500	2,500	2,384	2,423	2,464	0	0.00%
	Total Salaries and Wages	1,048,958	1,027,162	951,763	954,594	945,795	21,796	2.12%
Benefits								
740.100.030	Pensions	127,175	123,152	110,740	117,895	112,778	4,023	3.27%
740.100.031	Other Benefits	139,434	125,195	117,104	104,861	120,148	14,239	11.37%
740.100.032	Workers Compensation	35,093	32,617	27,733	27,765	27,614	2,476	7.59%
740.100.033	Employment Insurance	21,556	21,027	17,301	21,375	20,931	529	2.52%
740.100.040	Meal Allowance	0	0	9	0	9	0	0.00%
740.100.041	Safety Shoes	2,625	2,625	2,275	2,625	2,625	0	0.00%
	Total Benefits	325,883	304,616	275,162	274,521	284,105	21,267	6.98%
Equipment Operations								
740.100.050	Rentals	225,000	225,000	225,834	216,569	227,775	0	0.00%
740.100.053	Service Contracts	18,064	11,600	11,830	8,400	9,178	6,464	55.72%
740.100.054	Repairs-equipment	1,000	2,000	293	854	1,160	-1,000	-50.00%
740.100.064	Insurance-Motor Vehicles	0	0	0	0	0	0	0.00%
740.100.066	Fuel-Gasoline,Diesel	33,000	29,000	25,827	24,081	27,044	4,000	13.79%
740.100.067	Car Allowance/Mileage	200	150	220	133	122	50	33.33%
740.100.068	Equipm't Operat'n Surplus	-143,319	-138,581	-131,695	-134,466	-155,397	-4,738	3.42%
740.100.069	Equip't Reserve Prov'n	17,500	15,000	15,000	12,500	12,500	2,500	16.67%
	Total Equipment Operations	151,445	144,169	147,309	128,071	122,382	7,276	5.05%
Materials								
740.100.101	Construction-General	8,000	13,000	5,860	19,643	18,651	-5,000	-38.46%
740.100.102	Small Tools/Equipment	3,000	5,000	1,802	4,024	6,920	-2,000	-40.00%
740.100.104	General Supplies	25,000	25,000	22,606	20,286	24,537	0	0.00%
740.100.109	Safety/Protective Equipt	5,500	5,000	6,609	5,019	5,657	500	10.00%
740.100.110	Uniform Clothing	2,000	2,000	2,302	1,136	1,354	0	0.00%
740.100.112	Resale Items	50,000	56,000	48,999	47,464	68,060	-6,000	-10.71%
	Total Materials	93,500	106,000	88,178	97,572	125,179	-12,500	-11.79%
Building and Maintenance								
740.100.150	Cleaning Services	14,500	15,000	14,280	14,280	14,504	-500	-3.33%
740.100.152	Gen Bldg Mtnce Supplies	2,000	2,000	2,225	1,240	1,713	0	0.00%

City of St Catharines
Cemetery
2019 Operating Budget - Expenditures by Object

	2019	2018	2017	2016	2015	\$	Change %
	Budget	Budget	Actuals	Actuals	Actuals	2018	2018
						Budget	Budget
740.100.162 Repairs	21,348	24,785	17,166	7,366	15,659	-3,437	-13.87%
740.100.163 Heat,Light,Power,Water	47,000	47,000	38,849	41,034	39,650	0	0.00%
740.100.165 Monument Restoration	4,000	4,000	4,547	2,562	9,449	0	0.00%
740.100.173 Insurance-Bldg/Contents	4,335	4,500	4,328	5,033	8,786	-165	-3.67%
740.100.180 Improvements-Non TCA	5,000	0	-1,734	-29,694	10,000	5,000	0.00%
Total Building and Maintenance	98,183	97,285	79,661	41,821	99,761	898	0.92%
Contracts							
740.100.200 Contracts-general	500	1,000	254	493	582	-500	-50.00%
740.100.221 Social Services - burials	4,000	4,000	3,778	3,079	2,137	0	0.00%
740.100.228 Vegetation Disposal	3,500	3,500	3,790	2,845	2,625	0	0.00%
740.100.235 Contract-Pest Control	1,000	1,500	418	516	1,598	-500	-33.33%
Total Contracts	9,000	10,000	8,240	6,933	6,942	-1,000	-10.00%
Office and Related Expenses							
740.100.303 Courier Services	150	200	94	116	185	-50	-25.00%
740.100.305 Telephone	650	900	564	564	495	-250	-27.78%
740.100.306 Cellular Phones	2,000	2,280	1,446	926	1,973	-280	-12.28%
740.100.307 Printing	400	400	355	190	307	0	0.00%
740.100.308 Copying and Prints	1,300	1,500	1,255	1,247	1,226	-200	-13.33%
740.100.309 Advertising	7,300	9,000	6,959	7,292	6,227	-1,700	-18.89%
740.100.310 Office Supplies	1,250	1,750	900	1,636	2,046	-500	-28.57%
740.100.318 Cash Processing Fees	14,000	14,000	13,749	13,203	12,522	0	0.00%
Total Office and Related Expenses	27,050	30,030	25,322	25,174	24,981	-2,980	-9.92%
Properties							
740.100.351 Replacements - micros	0	0	0	6,018	1,153	0	0.00%
740.100.356 Bldg & Improvements	15,000	0	4,579	0	0	15,000	0.00%
Total Properties	15,000	0	4,579	6,018	1,153	15,000	0.00%
Other Service Charges							
740.100.401 Conferences/Conventions	1,000	1,000	43	36	1,542	0	0.00%
740.100.405 Subscriptions/Memb'ships	1,000	1,000	706	916	610	0	0.00%
740.100.410 Provincial Licence	7,600	8,000	6,831	7,599	7,378	-400	-5.00%
740.100.448 Transfer to Reserve	75,000	0	74,960	0	0	75,000	0.00%
740.100.450 Miscellaneous	0	0	39	31	4	0	0.00%
Total Other Service Charges	84,600	10,000	82,579	8,582	9,534	74,600	746.00%
Total Expenditures	1,853,619	1,729,262	1,662,793	1,543,286	1,619,832	124,357	7.19%

City of St Catharines
Cemetery
2019 Operating Budget - Expenditures by Object

	2019	2018	2017	2016	2015	\$	Change %
	Budget	Budget	Actuals	Actuals	Actuals	2018	2018
						Budget	Budget
Revenue							
740.100.800 Cemetery Clearing	0	0	0	0	0	0	0.00%
740.100.806 Administration Fees	0	0	0	0	0	0	0.00%
740.100.835 Columbarium Sales	-20,000	-15,000	-28,417	-31,217	-18,753	-5,000	33.33%
740.100.874 Mausoleum Sales	-300,000	-225,000	-279,351	-107,272	-189,138	-75,000	33.33%
740.100.876 Burial Fees	-464,500	-425,000	-464,595	-437,885	-434,945	-39,500	9.29%
740.100.877 Special Fees	-155,000	-155,000	-155,182	-128,088	-168,540	0	0.00%
740.100.878 Foundation Work	-75,000	-71,000	-78,970	-63,475	-75,605	-4,000	5.63%
740.100.879 Use of Burial Equipment	-500	-500	-732	-310	-619	0	0.00%
740.100.880 Care/mntce Fund Earning	-230,000	-242,000	-195,748	-236,186	-213,144	12,000	-4.96%
740.100.881 Sale of Concrete Boxes	-8,000	-14,000	-7,805	-15,774	-16,792	6,000	-42.86%
740.100.882 Sale of Lots and Graves	-162,000	-155,000	-164,754	-160,269	-157,315	-7,000	4.52%
740.100.883 Marker Fund Earnings	-14,000	-14,000	-15,153	-13,244	-14,592	0	0.00%
740.100.900 Transfer from Reserve	-15,000	0	-8,874	0	0	-15,000	0.00%
740.100.945 Wreaths - Cemetery	-2,000	-2,000	-1,913	-1,929	-1,788	0	0.00%
Total Revenue	-1,446,000	-1,318,500	-1,401,494	-1,195,649	-1,291,231	-127,500	9.67%
Total Net Expenditures	407,619	410,762	261,299	347,637	328,601	-3,143	-0.77%

City of St Catharines
Port Dalhousie Seniors Centre
2019 Operating Budget - Expenditures by Object

	2019	2018	2017	2016	2015	\$	Change %
	Budget	Budget	Actuals	Actuals	Actuals	2018	2018
						Budget	Budget
Object of Expenditure							
Salaries and Wages							
745.100.001 Salaries/Wages - Regular	27,709	25,052	0	0	0	2,657	10.61%
745.100.003 Salaries/Wages-Ext Svce	19,838	19,500	15,725	16,098	17,706	338	1.73%
745.100.007 Holiday/Vacation Pay	1,597	780	2,754	2,759	2,095	817	104.74%
745.100.012 Allocation-Prog Super	0	0	24,743	21,454	21,454	0	0.00%
Total Salaries and Wages	49,144	45,332	43,222	40,311	41,255	3,812	8.41%
Benefits							
745.100.030 Pensions	5,138	4,698	3,943	2,643	1,231	440	9.37%
745.100.031 Other Benefits	4,102	3,709	1,056	1,061	992	393	10.60%
745.100.032 Workers Compensation	1,599	1,463	1,651	1,567	1,465	136	9.30%
745.100.033 Employment Insurance	1,045	1,000	1,235	1,432	1,339	45	4.50%
Total Benefits	11,884	10,870	7,885	6,703	5,027	1,014	9.33%
Equipment Operations							
745.100.053 Service Contracts	1,477	1,372	1,428	1,078	1,700	105	7.65%
745.100.054 Repairs - Equipment	475	475	308	74	457	0	0.00%
Total Equipment Operations	1,952	1,847	1,736	1,152	2,157	105	5.68%
Materials							
745.100.102 Small Tools/Equipment	0	0	0	527	0	0	0.00%
745.100.104 General Supplies	1,000	1,000	987	900	1,019	0	0.00%
745.100.110 Uniform Clothing	150	150	158	149	124	0	0.00%
Total Materials	1,150	1,150	1,145	1,576	1,143	0	0.00%
Building and Maintenance							
745.100.150 Cleaning/custodian	5,200	5,200	5,014	5,356	4,985	0	0.00%
745.100.152 Gen Bldg Mntce Supplies	500	500	309	588	413	0	0.00%
745.100.162 Repairs	7,605	7,436	5,507	11,271	3,783	169	2.27%
745.100.163 Heat,Light,Power,Water	9,500	9,450	7,430	6,716	7,829	50	0.53%
745.100.173 Insurance-Bldg/Contents	500	1,650	1,539	2,189	1,389	-1,150	-69.70%
Total Building and Maintenance	23,305	24,236	19,799	26,120	18,399	-931	-3.84%
Contracts							
745.100.229 Instructor Fees	1,200	0	0	0	0	1,200	0.00%
745.100.235 Garbage/Pest Control	50	100	0	0	66	-50	-50.00%
Total Contracts	1,250	100	0	0	66	1,150	1,150.00%
Office and Related Expenses							
745.100.307 Printing	120	120	185	34	158	0	0.00%
Total Office and Related Expenses	120	120	185	34	158	0	0.00%

City of St Catharines
Port Dalhousie Seniors Centre
2019 Operating Budget - Expenditures by Object

	2019	2018	2017	2016	2015	\$	Change %
	Budget	Budget	Actuals	Actuals	Actuals	2018	2018
						Budget	Budget
Properties							
745.100.351 Replacement - Micros	0	0	0	1,204	0	0	0.00%
745.100.354 Other Equipment	0	0	13,118	8,315	10,330	0	0.00%
Total Properties	0	0	13,118	9,519	10,330	0	0.00%
Tangible Capital Assets							
745.100.380 TCA - Capitalized Asset	0	0	-8,306	-1,204	0	0	0.00%
745.100.384 TCA - Current Year Deprec	0	0	6,553	6,090	6,097	0	0.00%
745.100.389 TCA Offset	0	0	1,753	-4,887	-6,097	0	0.00%
Total Tangible Capital Assets	0	0	0	-1	0	0	0.00%
Total Expenditures	88,805	83,655	87,090	85,414	78,535	5,150	6.16%
Revenue							
745.100.801 Provincial Grant	-41,850	-41,850	-45,010	-40,207	-42,208	0	0.00%
745.100.830 Memberships	-4,500	-6,000	-4,443	-4,429	-4,671	1,500	-25.00%
745.100.832 Casual Rentals	-100	0	-93	-130	-99	-100	0.00%
745.100.858 Registration Fees	-1,200	0	0	0	0	-1,200	0.00%
Total Revenue	-47,650	-47,850	-49,546	-44,766	-46,978	200	-0.42%
Total Net Expenditures	41,155	35,805	37,544	40,648	31,557	5,350	14.94%

City of St Catharines
Dunlop Drive Seniors Centre
2019 Operating Budget - Expenditures by Object

	2019	2018	2017	2016	2015	\$	Change %
	Budget	Budget	Actuals	Actuals	Actuals	2018	2018
						Budget	Budget
Object of Expenditure							
Salaries and Wages							
745.105.001 Salaries/Wages-Regular	0	0	0	0	0	0	0.00%
745.105.003 Salaries/Wages-Ext Svce	52,861	51,960	44,693	43,208	42,707	901	1.73%
745.105.007 Holiday/Vacation Pay	4,268	2,078	3,262	3,024	1,464	2,190	105.39%
Total Salaries and Wages	57,129	54,038	47,955	46,232	44,171	3,091	5.72%
Benefits							
745.105.030 Pensions	4,287	2,242	3,793	3,829	3,454	2,045	91.21%
745.105.031 Other Benefits	1,031	1,013	674	648	577	18	1.78%
745.105.032 Workers Compensation	1,692	1,585	1,054	957	852	107	6.75%
745.105.033 Employment Insurance	1,117	1,079	789	875	779	38	3.52%
Total Benefits	8,127	5,919	6,310	6,309	5,662	2,208	37.30%
Equipment Operations							
745.105.053 Service Contracts	3,145	2,976	3,021	2,767	3,418	169	5.68%
745.105.054 Repairs - Equipment	550	475	553	575	523	75	15.79%
Total Equipment Operations	3,695	3,451	3,574	3,342	3,941	244	7.07%
Materials							
745.105.104 General Supplies	1,750	1,750	1,848	1,761	1,747	0	0.00%
745.105.110 Uniforms	300	300	258	295	295	0	0.00%
Total Materials	2,050	2,050	2,106	2,056	2,042	0	0.00%
Building and Maintenance							
745.105.150 Cleaning/Custodian	19,500	19,500	19,917	19,459	19,604	0	0.00%
745.105.152 Gen Bldg Mtncce Supplies	1,500	1,500	1,779	1,227	1,324	0	0.00%
745.105.162 Repairs	12,674	12,393	6,700	7,712	6,591	281	2.27%
745.105.163 Heat,Light,Power,Water	28,950	30,450	24,070	25,482	23,770	-1,500	-4.93%
745.105.173 Insurance-Bldg/Contents	1,030	1,000	972	439	1,439	30	3.00%
745.105.180 Improvements-Non TCA	2,000	0	0	0	0	2,000	0.00%
Total Building and Maintenance	65,654	64,843	53,438	54,319	52,728	811	1.25%
Contracts							
745.105.229 Instructor Fees	2,500	3,000	1,964	2,986	1,500	-500	-16.67%
745.105.235 Garbage/Pest Control	975	940	1,015	897	990	35	3.72%
Total Contracts	3,475	3,940	2,979	3,883	2,490	-465	-11.80%
Office and Related Expenses							
745.105.307 Printing	350	450	262	247	267	-100	-22.22%
745.105.323 Internet Charges	300	300	-293	773	0	0	0.00%
Total Office and Related Expenses	650	750	-31	1,020	267	-100	-13.33%

City of St Catharines
Dunlop Drive Seniors Centre
2019 Operating Budget - Expenditures by Object

	2019	2018	2017	2016	2015	\$	Change %
	Budget	Budget	Actuals	Actuals	Actuals	2018	2018
						Budget	Budget
Properties							
745.105.351 Replacement-Micros	0	0	0	1,204	0	0	0.00%
745.105.354 Other Equipment	0	0	14,454	8,765	10,024	0	0.00%
Total Properties	0	0	14,454	9,969	10,024	0	0.00%
Tangible Capital Assets							
745.105.380 Capitalized Assets	0	0	-2,464	-6,574	0	0	0.00%
745.105.384 TCA - Current Year Deprec	0	0	1,884	1,328	998	0	0.00%
745.105.389 TCA Offset	0	0	581	5,246	-998	0	0.00%
Total Tangible Capital Assets	0	0	1	0	0	0	0.00%
Total Expenditures	140,780	134,991	130,786	127,130	121,325	5,789	4.29%
Revenue							
745.105.801 Provincial Grant	-42,700	-53,500	-57,154	-51,465	-52,724	10,800	-20.19%
745.105.830 Memberships	-30,000	-35,000	-21,926	-25,795	-19,847	5,000	-14.29%
745.105.832 Casual Rentals	-9,000	-8,000	-10,153	-8,275	-3,562	-1,000	12.50%
745.105.850 Advertising Revenue	0	0	-102	-1,200	0	0	0.00%
745.105.858 Registration Fees	-2,700	-2,700	-2,363	-2,709	-1,397	0	0.00%
Total Revenue	-84,400	-99,200	-91,698	-89,444	-77,530	14,800	-14.92%
Total Net Expenditures	56,380	35,791	39,088	37,686	43,795	20,589	57.53%

City of St Catharines
West St Catharines Senior Centre
2019 Operating Budget - Expenditures by Object

	2019	2018	2017	2016	2015	\$	Change %	
	Budget	Budget	Actuals	Actuals	Actuals	2018	2018	
						Budget	Budget	
Object of Expenditure								
Salaries and Wages								
745.110.001	Salaries/Wages - Regular	27,709	25,052	0	0	0	2,657	10.61%
745.110.003	Salaries/Wages-Ext Svce	41,263	40,560	34,613	33,240	30,498	703	1.73%
745.110.007	Holiday/Vacation Pay	3,321	1,622	1,408	1,361	458	1,699	104.75%
745.110.012	Allocation-Prog Super	0	0	24,743	21,454	21,454	0	0.00%
Total Salaries and Wages		72,293	67,234	60,764	56,055	52,410	5,059	7.52%
Benefits								
745.110.030	Pensions	6,114	5,656	0	1	111	458	8.10%
745.110.031	Other Benefits	4,530	4,120	0	9	96	410	9.95%
745.110.032	Workers Compensation	2,284	2,105	0	14	142	179	8.50%
745.110.033	Employment Insurance	1,498	1,437	0	13	130	61	4.24%
Total Benefits		14,426	13,318	0	37	479	1,108	8.32%
Equipment Operations								
745.110.053	Service Contracts	2,559	2,509	2,257	2,640	2,227	50	1.99%
745.110.054	Equipment Repairs	475	475	1,080	0	342	0	0.00%
745.110.067	Car Allowance/Mileage	0	0	0	0	0	0	0.00%
Total Equipment Operations		3,034	2,984	3,337	2,640	2,569	50	1.68%
Materials								
745.110.102	Small Tools/Equipment	0	0	0	108	0	0	0.00%
745.110.104	General Supplies	1,300	1,300	973	927	1,000	0	0.00%
745.110.110	Uniform Clothing	300	300	301	285	275	0	0.00%
Total Materials		1,600	1,600	1,274	1,320	1,275	0	0.00%
Building and Maintenance								
745.110.150	Cleaning/Custodian	6,402	5,000	4,835	4,856	4,854	1,402	28.04%
745.110.152	Gen Bldg Mntce Supplies	1,000	1,000	607	714	1,170	0	0.00%
745.110.162	Repairs	6,337	6,196	4,055	7,753	3,998	141	2.28%
745.110.163	Heat,Light,Power,Water	8,693	8,693	7,742	7,257	6,687	0	0.00%
745.110.173	Insurance-Bldg/Contents	633	615	524	586	950	18	2.93%
745.110.180	Improvements-Non TCA	0	0	0	0	0	0	0.00%
Total Building and Maintenance		23,065	21,504	17,763	21,166	17,659	1,561	7.26%
Contracts								
745.110.229	Instructor Fees	6,000	5,000	7,473	4,586	2,508	1,000	20.00%
745.110.235	Garbage/Pest Control	100	100	0	0	0	0	0.00%
Total Contracts		6,100	5,100	7,473	4,586	2,508	1,000	19.61%
Office and Related Expenses								
745.110.307	Printing	160	160	69	73	133	0	0.00%

City of St Catharines
West St Catharines Senior Centre
2019 Operating Budget - Expenditures by Object

	2019	2018	2017	2016	2015	\$	Change %
	Budget	Budget	Actuals	Actuals	Actuals	2018	2018
						Budget	Budget
745.110.323 Internet Charges	700	700	271	695	176	0	0.00%
Total Office and Related Expenses	860	860	340	768	309	0	0.00%
Properties							
745.110.351 Replacement-Micros	0	0	0	1,204	0	0	0.00%
745.110.354 Other Equipment	0	0	13,246	8,575	10,434	0	0.00%
Total Properties	0	0	13,246	9,779	10,434	0	0.00%
Tangible Capital Assets							
745.110.380 TCA - Capitalized Assets	0	0	-7,292	-1,204	0	0	0.00%
745.110.384 TCA - Current Year Deprec	0	0	45,367	46,589	47,237	0	0.00%
745.110.389 TCA Offset	0	0	-38,075	-45,386	-47,237	0	0.00%
Total Tangible Capital Assets	0	0	0	-1	0	0	0.00%
Total Expenditures	121,378	112,600	104,197	96,350	87,643	8,778	7.80%
Revenue							
745.110.801 Provincial Grant	-42,700	-47,800	-54,825	-49,460	-47,438	5,100	-10.67%
745.110.830 Memberships	-6,500	-6,000	-6,494	-4,918	-4,349	-500	8.33%
745.110.832 Casual Rentals	-600	-300	-619	-727	-364	-300	100.00%
745.110.858 Registration Fees	-5,700	-5,500	-5,873	-5,527	-2,668	-200	3.64%
Total Revenue	-55,500	-59,600	-67,811	-60,632	-54,819	4,100	-6.88%
Total Net Expenditures	65,878	53,000	36,386	35,718	32,824	12,878	24.30%

City of St Catharines
Administration
2019 Operating Budget - Expenditures by Object

	2019	2018	2017	2016	2015	\$	Change %
	Budget	Budget	Actuals	Actuals	Actuals	2018	2018
						Budget	Budget
Object of Expenditure							
Salaries and Wages							
750.100.001	Salaries/Wages-Regular	612,205	690,199	486,803	445,419	641,347	-77,994 -11.30%
750.100.002	Salaries/Wages-Overtime	499	499	2,573	3,118	1,395	0 0.00%
750.100.003	Salaries/Wages-Ext Svce	9,420	18,509	79,560	49,700	94,854	-9,089 -49.11%
750.100.006	Sick Pay	0	0	502	0	0	0 0.00%
750.100.007	Holiday/Vacation Pay	378	743	6,251	2,965	5,025	-365 -49.13%
750.100.009	Doctor's Appointments	0	0	24	0	0	0 0.00%
750.100.012	Allocation-Operations	0	0	115,726	113,113	112,049	0 0.00%
	Total Salaries and Wages	622,502	709,950	691,439	614,315	854,670	-87,448 -12.32%
Benefits							
750.100.030	Pensions	95,724	98,757	76,029	66,355	95,714	-3,033 -3.07%
750.100.031	Other Benefits	86,751	84,090	79,344	64,378	88,194	2,661 3.16%
750.100.032	Workers Compensation	18,897	19,493	15,923	13,790	19,063	-596 -3.06%
750.100.033	Employment Insurance	10,055	12,037	9,299	10,789	13,566	-1,982 -16.47%
750.100.041	Safety Shoes	175	175	175	175	175	0 0.00%
	Total Benefits	211,602	214,552	180,770	155,487	216,712	-2,950 -1.37%
Equipment Operations							
750.100.053	Service Contracts	2,611	4,252	5,806	3,429	3,630	-1,641 -38.59%
750.100.054	Repairs-equipment	0	0	329	0	0	0 0.00%
750.100.067	Car Allowance/Mileage	3,000	2,500	3,188	1,274	3,042	500 20.00%
	Total Equipment Operations	5,611	6,752	9,323	4,703	6,672	-1,141 -16.90%
Building and Maintenance							
750.100.150	Cleaning serv-RCS	9,250	9,000	9,554	9,090	9,088	250 2.78%
750.100.162	Repairs	7,605	7,436	3,322	8,270	5,384	169 2.27%
750.100.163	Heat,Light,Power,Water	25,637	35,137	26,552	28,289	26,431	-9,500 -27.04%
750.100.173	Insurance-Bldg/Contents	1,392	1,351	1,391	1,620	2,544	41 3.03%
	Total Building and Maintenance	43,884	52,924	40,819	47,269	43,447	-9,040 -17.08%
Contracts							
750.100.206	Contracts-Recycling	1,500	2,000	1,287	1,021	2,355	-500 -25.00%
750.100.235	Contracts-Pest Control	550	600	514	548	810	-50 -8.33%
	Total Contracts	2,050	2,600	1,801	1,569	3,165	-550 -21.15%
Office and Related Expenses							
750.100.303	Courier Service	100	100	29	28	295	0 0.00%
750.100.306	Cellular Phones	1,500	1,440	1,493	2,406	2,870	60 4.17%
750.100.307	Printing	900	950	865	18	23	-50 -5.26%
750.100.308	Copying and Prints	5,000	5,000	4,186	5,172	5,730	0 0.00%

City of St Catharines
Administration
2019 Operating Budget - Expenditures by Object

	2019	2018	2017	2016	2015	\$	Change %
	Budget	Budget	Actuals	Actuals	Actuals	2018	2018
						Budget	Budget
750.100.309 Advertising	15,000	20,000	12,112	20,758	12,806	-5,000	-25.00%
750.100.310 Office Supplies	4,900	5,400	5,498	4,787	8,257	-500	-9.26%
750.100.312 Books and Publications	150	150	0	79	46	0	0.00%
750.100.318 Cash Processing fees	8,000	4,250	7,818	4,021	4,016	3,750	88.24%
750.100.322 Eplay On-line Reg Fees	27,000	28,000	25,784	27,961	25,313	-1,000	-3.57%
750.100.323 Internet Charges	240	240	222	203	0	0	0.00%
750.100.330 Furniture/Equipment NTCA	0	0	461	632	532	0	0.00%
Total Office and Related Expenses	62,790	65,530	58,468	66,065	59,888	-2,740	-4.18%
Properties							
750.100.351 Replacements - Micros	0	0	0	8,319	13,464	0	0.00%
750.100.354 Other Equipment	0	0	0	146	0	0	0.00%
Total Properties	0	0	0	8,465	13,464	0	0.00%
Other Service Charges							
750.100.400 Travelling	50	50	35	0	0	0	0.00%
750.100.401 Conferences/Conventions	3,000	3,000	1,773	3,946	-583	0	0.00%
750.100.402 Training	2,000	2,000	1,823	0	0	0	0.00%
750.100.405 Subscriptions/Memb'ships	1,050	50	46	1,409	519	1,000	2,000.00%
750.100.431 Civic Receptions/Dinners	1,000	0	0	0	0	1,000	0.00%
750.100.434 Staff/meeting costs	250	250	0	706	0	0	0.00%
750.100.443 Subsidy Discounts	6,750	6,000	6,439	8,369	4,180	750	12.50%
750.100.450 Miscellaneous	100	100	82	1,850	81	0	0.00%
Total Other Service Charges	14,200	11,450	10,198	16,280	4,197	2,750	24.02%
Tangible Capital Assets							
750.100.380 Capitalized Assets	0	0	-614	-8,221	-12,018	0	0.00%
750.100.384 TCA - Current Year Deprec	0	0	20,089	21,879	24,866	0	0.00%
750.100.389 TCA Offset	0	0	-19,475	-13,657	-12,847	0	0.00%
Total Tangible Capital Assets	0	0	0	1	1	0	0.00%
Total Expenditures	962,639	1,063,758	992,818	914,154	1,202,216	-101,119	-9.51%
Revenue							
750.100.800 Miscellaneous	0	-2,500	-2,360	0	0	2,500	-100.00%
750.100.806 Administrative Fees	-1,850	-1,000	-1,874	-1,631	-770	-850	85.00%
Total Revenue	-1,850	-3,500	-4,234	-1,631	-770	1,650	-47.14%
Total Net Expenditures	960,789	1,060,258	988,584	912,523	1,201,446	-99,469	-9.38%

City of St Catharines
Trees - General
2019 Operating Budget - Expenditures by Object

	2019	2018	2017	2016	2015	\$	Change %	
	Budget	Budget	Actuals	Actuals	Actuals	2018	2018	
						Budget	Budget	
Object of Expenditure								
Salaries and Wages								
750.205.001	Salaries/Wages-Regular	735,848	725,292	619,957	613,244	531,013	10,556	1.46%
750.205.002	Salaries/Wages-overtime	35,001	35,001	17,204	27,535	35,752	0	0.00%
750.205.003	Salaries/Wages-Extra	49,046	48,204	8,639	318	7,726	842	1.75%
750.205.006	Sick Pay	12,003	12,003	36,628	34,657	35,166	0	0.00%
750.205.007	Vacation/Holiday Pay	97,659	93,951	81,699	83,377	85,123	3,708	3.95%
750.205.008	Modified Duties	0	0	13,724	4,569	1,164	0	0.00%
750.205.009	Doctor's Appointments	1,200	950	1,425	1,306	921	250	26.32%
Total Salaries and Wages		930,757	915,401	779,276	765,006	696,865	15,356	1.68%
Benefits								
750.205.030	Pensions	126,405	124,961	102,757	111,558	106,457	1,444	1.16%
750.205.031	Other Benefits	122,707	115,623	107,256	91,916	99,041	7,084	6.13%
750.205.032	Workers Compensation	29,890	28,309	23,569	24,545	23,719	1,581	5.58%
750.205.033	Employment Insurance	16,589	17,072	13,332	16,283	15,072	-483	-2.83%
750.205.040	Meal Allowance	601	601	120	333	407	0	0.00%
750.205.041	Safety Shoes	4,000	4,000	3,693	3,802	4,329	0	0.00%
Total Benefits		300,192	290,566	250,727	248,437	249,025	9,626	3.31%
Equipment Operations								
750.205.050	Rentals	330,000	330,000	351,811	326,607	285,840	0	0.00%
750.205.053	Service Contracts	70,000	90,000	115,334	52,314	28,594	-20,000	-22.22%
750.205.067	Car Allowance/Mileage	0	0	264	0	0	0	0.00%
Total Equipment Operations		400,000	420,000	467,409	378,921	314,434	-20,000	-4.76%
Materials								
750.205.102	Small Tools/Equipment	10,000	10,000	5,809	10,751	2,295	0	0.00%
750.205.104	General Supplies	30,000	30,000	30,013	33,661	29,084	0	0.00%
750.205.109	Safety/Protective Equip't	25,000	25,000	17,343	25,839	20,642	0	0.00%
Total Materials		65,000	65,000	53,165	70,251	52,021	0	0.00%
Contracts								
750.205.200	Contracts-trees	355,000	355,000	358,878	409,947	492,483	0	0.00%
750.205.201	Contract-stumping/related	120,000	110,000	90,254	124,526	130,171	10,000	9.09%
750.205.225	Tree Removal/Spraying	0	0	0	11,182	15,261	0	0.00%
Total Contracts		475,000	465,000	449,132	545,655	637,915	10,000	2.15%
Office and Related Expenses								
750.205.306	Cellular Phones	2,640	2,640	466	1,865	3,010	0	0.00%
750.205.307	Printing	600	425	677	0	0	175	41.18%
Total Office and Related Expenses		3,240	3,065	1,143	1,865	3,010	175	5.71%

City of St Catharines
Trees - General
2019 Operating Budget - Expenditures by Object

	2019	2018	2017	2016	2015	\$	Change %
	Budget	Budget	Actuals	Actuals	Actuals	2018	2018
						Budget	Budget
Other Service Charges							
750.205.401 Conferences/Conventions	0	0	132	4,283	11,129	0	0.00%
750.205.402 Training	10,000	10,000	9,430	0	0	0	0.00%
750.205.405 Subscriptions/Memberships	8,500	1,000	652	3,791	1,158	7,500	750.00%
750.205.417 Study/Consulting Fees	0	0	-3,720	0	-25,986	0	0.00%
750.205.450 Miscellaneous	0	0	0	0	0	0	0.00%
Total Other Service Charges	18,500	11,000	6,494	8,074	-13,699	7,500	68.18%
Total Expenditures	2,192,689	2,170,032	2,007,346	2,018,209	1,939,571	22,657	1.04%
Revenue							
750.205.834 Special Recoverables	0	0	-1,444	-540	-5,155	0	0.00%
750.205.950 Allocation	-50,000	-50,000	0	0	0	0	0.00%
Total Revenue	-50,000	-50,000	-1,444	-540	-5,155	0	0.00%
Total Net Expenditures	2,142,689	2,120,032	2,005,902	2,017,669	1,934,416	22,657	1.07%

City of St Catharines
Tree planting/Horticulture
2019 Operating Budget - Expenditures by Object

	2019	2018	2017	2016	2015	\$	Change %
	Budget	Budget	Actuals	Actuals	Actuals	2018	2018
						Budget	Budget
Object of Expenditure							
Salaries and Wages							
750.210.001 Salaries/Wages-regular	571,539	629,796	564,680	622,645	571,820	-58,257	-9.25%
750.210.002 Salaries/Wages-Overtime	6,001	6,001	45,266	35,255	32,655	0	0.00%
750.210.003 Salaries/Wages-extra	586,917	567,679	467,546	454,282	479,781	19,238	3.39%
750.210.006 Sick Pay	15,001	15,001	49,709	25,421	23,272	0	0.00%
750.210.007 Holiday/Vacation Pay	127,781	124,590	109,953	104,594	112,745	3,191	2.56%
750.210.009 Doctor's Appointments	1,200	1,200	1,382	1,265	1,507	0	0.00%
750.210.012 Allocations	0	0	0	9,025	9,025	0	0.00%
Total Salaries and Wages	1,308,439	1,344,267	1,238,536	1,252,487	1,230,805	-35,828	-2.67%
Benefits							
750.210.030 Pensions	149,208	148,421	141,666	146,215	138,106	787	0.53%
750.210.031 Other Benefits	141,168	125,439	133,599	113,656	123,554	15,729	12.54%
750.210.032 Workers Compensation	41,849	41,388	51,387	35,782	35,734	461	1.11%
750.210.033 Employment Insurance	26,827	27,131	24,713	28,467	28,583	-304	-1.12%
750.210.040 Meal Allowance	51	51	19	56	74	0	0.00%
750.210.041 Safety shoes	5,075	5,250	3,325	4,200	4,550	-175	-3.33%
Total Benefits	364,178	347,680	354,709	328,376	330,601	16,498	4.75%
Equipment Operations							
750.210.050 Equipment Rental	280,000	280,000	272,559	315,926	274,345	0	0.00%
750.210.067 Car Allowance/Mileage	800	1,000	787	277	2,321	-200	-20.00%
Total Equipment Operations	280,800	281,000	273,346	316,203	276,666	-200	-0.07%
Materials							
750.210.102 Small Tools/Equipment	4,500	4,500	4,416	5,549	4,769	0	0.00%
750.210.104 General supplies	37,500	35,000	37,368	42,187	42,511	2,500	7.14%
750.210.109 Safety/Protective Equip't	7,500	7,500	5,933	7,235	5,737	0	0.00%
750.210.110 Uniform clothing	0	0	28	817	0	0	0.00%
750.210.115 Bulbs/Flowers	85,000	85,000	81,140	71,897	90,023	0	0.00%
Total Materials	134,500	132,000	128,885	127,685	143,040	2,500	1.89%
Building and Maintenance							
750.210.162 Repairs	0	0	66	0	0	0	0.00%
750.210.177 Identifiable Repairs	0	20,000	19,947	24,999	25,000	-20,000	-100.00%
Total Building and Maintenance	0	20,000	20,013	24,999	25,000	-20,000	-100.00%
Office and Related Expenses							
750.210.306 Cellular Phones	3,000	5,000	2,506	487	782	-2,000	-40.00%
Total Office and Related Expenses	3,000	5,000	2,506	487	782	-2,000	-40.00%

City of St Catharines
Tree planting/Horticulture
2019 Operating Budget - Expenditures by Object

	2019	2018	2017	2016	2015	\$	Change %
	Budget	Budget	Actuals	Actuals	Actuals	2018	2018
						Budget	Budget
Properties							
750.210.351 Replacements-Micros	0	0	0	5,199	0	0	0.00%
Total Properties	0	0	0	5,199	0	0	0.00%
Other Service Charges							
702.420.703 Links to Greener Learn'g	0	0	0	0	0	0	0.00%
Total Other Service Charges	0	0	0	0	0	0	0.00%
Total Expenditures	2,090,917	2,129,947	2,017,995	2,055,436	2,006,894	-39,030	-1.83%
Revenue							
750.210.834 Misc Recoverables	-11,250	-10,500	-11,250	0	0	-750	7.14%
Total Revenue	-11,250	-10,500	-11,250	0	0	-750	7.14%
Total Net Expenditures	2,079,667	2,119,447	2,006,745	2,055,436	2,006,894	-39,780	-1.88%

City of St Catharines
Memorial Forest
2019 Operating Budget - Expenditures by Object

	2019	2018	2017	2016	2015	\$	Change %
Object of Expenditure	Budget	Budget	Actuals	Actuals	Actuals	2018	2018
						Budget	Budget
Contracts							
750.220.200 Contracts-Memorial Forest	2,500	2,500	4,185	0	2,457	0	0.00%
Total Contracts	2,500	2,500	4,185	0	2,457	0	0.00%
Total Expenditures	2,500	2,500	4,185	0	2,457	0	0.00%
Revenue							
750.220.837 Memorial Tree	-2,500	-2,500	-4,185	0	-2,457	0	0.00%
Total Revenue	-2,500	-2,500	-4,185	0	-2,457	0	0.00%
Total Net Expenditures	0	0	0	0	0	0	0.00%

City of St Catharines
Parks Division Overhead
2019 Operating Budget - Expenditures by Object

	2019	2018	2017	2016	2015	\$	Change %
	Budget	Budget	Actuals	Actuals	Actuals	2018	2018
						Budget	Budget
Object of Expenditure							
Salaries and Wages							
750.225.001 Salaries/Wages-Regular	345,920	339,971	314,803	311,211	309,064	5,949	1.75%
750.225.002 Salaries/Wages-Overtime	4,004	4,004	1,838	7,008	13,942	0	0.00%
750.225.003 Salaries/Wages-Ext Svce	73,182	36,289	32,205	40,999	46,866	36,893	101.66%
750.225.006 Sick Pay	6,001	6,001	44,779	27,061	15,027	0	0.00%
750.225.007 Holiday/Vacation Pay	95,013	93,587	138,208	126,286	146,273	1,426	1.52%
750.225.009 Doctor's Appointments	700	700	1,070	1,092	767	0	0.00%
Total Salaries and Wages	524,820	480,552	532,903	513,657	531,939	44,268	9.21%
Benefits							
750.225.030 Pensions	69,429	53,495	174,985	186,830	181,332	15,934	29.79%
750.225.031 Other Benefits	68,330	46,128	150,817	160,157	165,983	22,202	48.13%
750.225.032 Workers Compensation	16,492	11,833	54,565	48,941	48,627	4,659	39.37%
750.225.033 Employment Insurance	8,389	5,417	35,356	38,094	37,206	2,972	54.86%
750.225.040 Meal Allowance	101	80	9	111	93	21	26.25%
750.225.041 Safety Shoes	6,300	6,300	6,953	5,321	4,900	0	0.00%
Total Benefits	169,041	123,253	422,685	439,454	438,141	45,788	37.15%
Equipment Operations							
750.225.053 Service Contracts	25,093	16,120	12,967	12,941	12,622	8,973	55.66%
750.225.061 Licenses-pesticide	1,200	1,200	270	0	1,264	0	0.00%
750.225.067 Car Allowance/Mileage	750	600	773	558	1,900	150	25.00%
Total Equipment Operations	27,043	17,920	14,010	13,499	15,786	9,123	50.91%
Materials							
750.225.109 Safety/Protective Equipt	0	0	0	245	0	0	0.00%
Total Materials	0	0	0	245	0	0	0.00%
Building and Maintenance							
750.225.173 Insurance-Bldg/Contents	11,440	12,000	11,383	19,890	54,726	-560	-4.67%
Total Building and Maintenance	11,440	12,000	11,383	19,890	54,726	-560	-4.67%
Contracts							
750.225.236 Identifiable Surveys	0	1,000	0	0	0	-1,000	-100.00%
Total Contracts	0	1,000	0	0	0	-1,000	-100.00%
Office and Related Expenses							
750.225.302 Insurance-Liability	12,644	13,500	12,609	13,964	15,844	-856	-6.34%
750.225.306 Cellular Phones	8,880	8,880	5,229	9,524	10,682	0	0.00%
750.225.307 Printing	1,200	1,200	1,432	813	967	0	0.00%
750.225.314 Software	0	950	0	0	0	-950	-100.00%
750.225.330 Furniture/Equipment-NTCA	0	0	0	454	0	0	0.00%

City of St Catharines
Parks Division Overhead
2019 Operating Budget - Expenditures by Object

	2019	2018	2017	2016	2015	\$	Change %
	Budget	Budget	Actuals	Actuals	Actuals	2018	2018
						Budget	Budget
Total Office and Related Expenses	22,724	24,530	19,270	24,755	27,493	-1,806	-7.36%
Properties							
750.225.351 Replacement-Micros	0	0	0	9,194	0	0	0.00%
Total Properties	0	0	0	9,194	0	0	0.00%
Other Service Charges							
750.225.401 Conferences/Conventions	0	0	1,007	8,876	10,468	0	0.00%
750.225.402 Training	12,185	10,185	6,023	0	0	2,000	19.64%
750.225.405 Subscriptions/Memb'ships	2,690	2,690	2,278	4,137	3,090	0	0.00%
750.225.434 Employee Recognition	2,000	2,000	1,811	1,736	2,510	0	0.00%
750.225.436 Trillium Awards	8,500	8,500	-491	6,022	16,240	0	0.00%
750.225.448 Building Reserve Alloc'n	200,000	200,000	200,000	166,667	166,667	0	0.00%
750.225.450 Miscellaneous	0	0	0	129	153	0	0.00%
Total Other Service Charges	225,375	223,375	210,628	187,567	199,128	2,000	0.90%
Tangible Capital Assets							
750.225.380 TCA - Capitalized Assets	0	0	-2,655	-6,198	0	0	0.00%
750.225.384 TCA - Current Year Deprec	0	0	4,237	5,003	6,584	0	0.00%
750.225.389 TCA Offset	0	0	-1,581	1,195	-6,584	0	0.00%
Total Tangible Capital Assets	0	0	1	0	0	0	0.00%
Total Expenditures	980,443	882,630	1,210,880	1,208,261	1,267,213	97,813	11.08%
Revenue							
750.225.850 Advertising Revenue	0	-2,000	-200	-600	-1,000	2,000	-100.00%
750.225.950 Allocation - Various	0	0	0	0	-23,431	0	0.00%
Total Revenue	0	-2,000	-200	-600	-24,431	2,000	-100.00%
Total Net Expenditures	980,443	880,630	1,210,680	1,207,661	1,242,782	99,813	11.33%

City of St Catharines
Parks Operations
2019 Operating Budget - Expenditures by Object

	2019	2018	2017	2016	2015	\$	Change %
	Budget	Budget	Actuals	Actuals	Actuals	2018	2018
						Budget	Budget
Object of Expenditure							
Salaries and Wages							
750.230.001 Salaries/Wages-Regular	568,075	557,053	304,957	397,593	498,003	11,022	1.98%
750.230.002 Salaries/Wages-Overtime	25,012	25,012	26,195	17,510	22,926	0	0.00%
750.230.003 Salaries/Wages-Ext Svce	684,147	690,476	605,448	563,538	516,966	-6,329	-0.92%
750.230.007 Holiday/Vacation Pay	0	564	5	0	0	-564	-100.00%
Total Salaries and Wages	1,277,234	1,273,105	936,605	978,641	1,037,895	4,129	0.32%
Benefits							
750.230.030 Pensions	112,842	126,958	770	0	0	-14,116	-11.12%
750.230.031 Other Benefits	102,665	133,202	556	0	0	-30,537	-22.93%
750.230.032 Workers Compensation	38,788	33,957	271	0	0	4,831	14.23%
750.230.033 Employment Insurance	27,256	21,287	191	0	0	5,969	28.04%
Total Benefits	281,551	315,404	1,788	0	0	-33,853	-10.73%
Equipment Operations							
750.230.050 Rentals	345,000	350,000	276,195	343,996	348,050	-5,000	-1.43%
750.230.053 Service Contracts	30,000	30,000	29,588	31,006	31,906	0	0.00%
Total Equipment Operations	375,000	380,000	305,783	375,002	379,956	-5,000	-1.32%
Materials							
750.230.102 Small tools/equipment	4,575	4,575	4,376	4,259	5,313	0	0.00%
750.230.104 General Supplies	200,000	190,000	223,263	217,145	201,984	10,000	5.26%
750.230.109 Safety/Protective Equipt	7,500	7,500	9,104	7,372	7,223	0	0.00%
750.230.110 Uniform Clothing	5,500	5,500	5,426	3,561	5,201	0	0.00%
Total Materials	217,575	207,575	242,169	232,337	219,721	10,000	4.82%
Building and Maintenance							
750.230.160 Leased Land for Parks	14,000	14,000	11,976	14,569	16,227	0	0.00%
750.230.163 Heat,Light,Power,Water	689,369	667,019	407,631	597,889	444,594	22,350	3.35%
Total Building and Maintenance	703,369	681,019	419,607	612,458	460,821	22,350	3.28%
Contracts							
750.230.200 Contracts-General	35,000	30,000	43,861	35,758	24,981	5,000	16.67%
750.230.201 Contract-tree mntce	80,000	100,000	92,212	90,443	123,829	-20,000	-20.00%
750.230.206 Contract- garbage coll'n	7,400	5,000	3,593	2,142	2,913	2,400	48.00%
750.230.218 Operations-graffiti	15,000	15,000	15,201	16,401	0	0	0.00%
750.230.235 Contract - Pest Control	0	0	137	0	0	0	0.00%
Total Contracts	137,400	150,000	155,004	144,744	151,723	-12,600	-8.40%

City of St Catharines
Parks Operations
2019 Operating Budget - Expenditures by Object

	2019	2018	2017	2016	2015	\$	Change %
	Budget	Budget	Actuals	Actuals	Actuals	2018	2018
						Budget	Budget
Other Service Charges							
750.230.439 Volunteers/Partnerships	5,500	17,900	16,855	6,453	8,333	-12,400	-69.27%
Total Other Service Charges	5,500	17,900	16,855	6,453	8,333	-12,400	-69.27%
Total Expenditures	2,997,629	3,025,003	2,077,811	2,349,635	2,258,449	-27,374	-0.90%
Revenue							
750.230.834 Special Recoverables	-30,000	-30,000	-27,690	-21,763	-22,520	0	0.00%
750.230.839 Service Club Signs	0	-900	0	0	-840	900	-100.00%
750.230.840 Special Events in Parks	-15,000	-15,000	-9,157	-15,389	-10,568	0	0.00%
750.230.845 Picnic Permits	-50,000	-50,000	-42,281	-40,033	-41,290	0	0.00%
750.230.846 Sports Parks Rates	-210,000	-220,000	-192,858	-193,111	-192,276	10,000	-4.55%
750.230.900 Transfer from Reserve	0	-12,400	-9,139	0	0	12,400	-100.00%
750.230.928 Tournament Fees	-8,000	-8,000	-8,289	-8,822	-5,426	0	0.00%
750.230.929 Misc Recoverables	-12,500	-9,000	-12,442	-11,505	-8,100	-3,500	38.89%
Total Revenue	-325,500	-345,300	-301,856	-290,623	-281,020	19,800	-5.73%
Total Net Expenditures	2,672,129	2,679,703	1,775,955	2,059,012	1,977,429	-7,574	-0.28%

City of St Catharines
Kiwanis Sport Field
2019 Operating Budget - Expenditures by Object

	2019	2018	2017	2016	2015	\$	Change %
	Budget	Budget	Actuals	Actuals	Actuals	2018	2018
						Budget	Budget
Object of Expenditure							
Salaries and Wages							
750.238.001 Salaries/Wages-Regular	0	0	7,124	33,539	32,577	0	0.00%
750.238.002 Salaries/Wages - Over	754	754	866	0	3,181	0	0.00%
750.238.003 Salaries/Wages-extra	67,396	98,573	44,157	28,644	31,166	-31,177	-31.63%
750.238.006 Sick Pay	0	0	0	0	0	0	0.00%
750.238.007 Holiday/Vacation Pay	2,664	3,944	1,440	2,129	1,517	-1,280	-32.45%
750.238.009 Doctor's Appointments	0	0	0	0	0	0	0.00%
Total Salaries and Wages	70,814	103,271	53,587	64,312	68,441	-32,457	-31.43%
Benefits							
750.238.030 Pensions	5,405	6,380	206	1,234	930	-975	-15.28%
750.238.031 Other Benefits	4,203	6,651	198	571	428	-2,448	-36.81%
750.238.032 Workers Compensation	2,181	3,006	66	844	633	-825	-27.45%
750.238.033 Employment Insurance	1,440	2,063	46	771	578	-623	-30.20%
Total Benefits	13,229	18,100	516	3,420	2,569	-4,871	-26.91%
Equipment Operations							
750.238.050 Rentals	4,000	6,500	1,512	6,463	3,979	-2,500	-38.46%
750.238.053 Service Contracts	350	250	338	0	0	100	40.00%
750.238.068 Equip't Operation Surplus	-409	109	-743	-3,951	-2,617	-518	-475.23%
Total Equipment Operations	3,941	6,859	1,107	2,512	1,362	-2,918	-42.54%
Materials							
750.238.102 Small Tools/Equipment	500	500	3	0	0	0	0.00%
750.238.104 General Supplies	1,000	1,500	830	69	1,290	-500	-33.33%
Total Materials	1,500	2,000	833	69	1,290	-500	-25.00%
Building and Maintenance							
750.238.162 Repairs	7,605	7,436	4,302	4,522	4,987	169	2.27%
750.238.163 Heat,light,power,water	11,025	10,500	9,303	12,670	1,112	525	5.00%
750.238.173 Insurance-Bldg/Contents	2,258	2,350	2,232	1,656	0	-92	-3.91%
Total Building and Maintenance	20,888	20,286	15,837	18,848	6,099	602	2.97%
Contracts							
750.238.200 Contracts - general	0	0	0	333	0	0	0.00%
750.238.205 Contract - Security	20,000	0	19,782	17,493	18,921	20,000	0.00%
Total Contracts	20,000	0	19,782	17,826	18,921	20,000	0.00%

City of St Catharines
Kiwanis Sport Field
2019 Operating Budget - Expenditures by Object

	2019	2018	2017	2016	2015	\$	Change %
	Budget	Budget	Actuals	Actuals	Actuals	2018	2018
						Budget	Budget
Total Expenditures	130,372	150,516	91,662	106,987	98,682	-20,144	-13.38%
Revenue							
750.238.846 Turf Field Rates	-50,000	-55,000	-46,876	-57,201	-59,955	5,000	-9.09%
750.238.850 Advertising Revenue	0	-4,800	0	-2,600	-3,240	4,800	-100.00%
750.238.928 Tournament Fees	0	0	0	-93	-197	0	0.00%
Total Revenue	-50,000	-59,800	-46,876	-59,894	-63,392	9,800	-16.39%
Total Net Expenditures	80,372	90,716	44,786	47,093	35,290	-10,344	-11.40%

City of St Catharines
Passive Parks Maintenance
2019 Operating Budget - Expenditures by Object

	2019	2018	2017	2016	2015	\$	Change %
	Budget	Budget	Actuals	Actuals	Actuals	2018	2018
						Budget	Budget
Object of Expenditure							
Salaries and Wages							
750.233.001 Salaries/Wages-Regular	0	0	44,235	38,200	11,696	0	0.00%
750.233.002 Salaries/Wages-Overtime	0	0	5,478	4,095	1,032	0	0.00%
750.233.003 Salaries/Wages - Extra	135,366	118,330	56,390	51,390	58,574	17,036	14.40%
750.233.007 Holiday/Vacation Pay	5,340	4,740	0	0	0	600	12.66%
Total Salaries and Wages	140,706	123,070	106,103	93,685	71,302	17,636	14.33%
Benefits							
750.233.030 Pensions	10,817	7,395	0	0	0	3,422	46.27%
750.233.031 Other Benefits	10,885	9,415	0	0	0	1,470	15.61%
750.233.032 Workers Compensation	4,331	3,609	0	0	0	722	20.01%
750.233.033 Employment Insurance	2,856	2,457	0	0	0	399	16.24%
Total Benefits	28,889	22,876	0	0	0	6,013	26.29%
Equipment Operations							
750.233.050 Rentals	43,000	42,000	53,384	42,498	33,876	1,000	2.38%
Total Equipment Operations	43,000	42,000	53,384	42,498	33,876	1,000	2.38%
Materials							
750.233.102 Small Tools/Equipment	500	1,000	0	661	18	-500	-50.00%
750.233.104 General Supplies	500	1,000	0	880	183	-500	-50.00%
Total Materials	1,000	2,000	0	1,541	201	-1,000	-50.00%
Contracts							
750.233.200 Contracts-Grass Cutting	330,000	300,000	324,912	273,091	328,658	30,000	10.00%
Total Contracts	330,000	300,000	324,912	273,091	328,658	30,000	10.00%
Total Expenditures	543,595	489,946	484,399	410,815	434,037	53,649	10.95%
Total Net Expenditures	543,595	489,946	484,399	410,815	434,037	53,649	10.95%

City of St Catharines
Parks Maintenance
2019 Operating Budget - Expenditures by Object

	2019	2018	2017	2016	2015	\$	Change %
						2018	2018
Object of Expenditure	Budget	Budget	Actuals	Actuals	Actuals	Budget	Budget
Equipment Operations							
750.240.053 Service Contracts	4,275	175	269	0	0	4,100	2,342.86%
Total Equipment Operations	4,275	175	269	0	0	4,100	2,342.86%
Materials							
750.240.137 Memorial Benches	20,000	20,000	10,789	17,620	26,242	0	0.00%
Total Materials	20,000	20,000	10,789	17,620	26,242	0	0.00%
Building and Maintenance							
750.240.152 General Mtce and Supplies	500	1,000	222	526	480	-500	-50.00%
750.240.161 Repairs - vandalism	20,000	20,000	20,076	18,512	41,789	0	0.00%
750.240.162 Facility Repairs	306,159	255,459	303,369	236,409	212,268	50,700	19.85%
750.240.177 Identifiable Repairs	5,000	45,000	29,677	6,994	1,294	-40,000	-88.89%
Total Building and Maintenance	331,659	321,459	353,344	262,441	255,831	10,200	3.17%
Contracts							
750.240.200 Contracts-various	28,000	28,000	28,614	23,223	12,043	0	0.00%
750.240.201 Contract-Beach Cleaning	17,000	17,000	15,116	18,693	12,567	0	0.00%
Total Contracts	45,000	45,000	43,730	41,916	24,610	0	0.00%
Office and Related Expenses							
750.240.306 Phone Lines-Realty Park	500	600	491	491	471	-100	-16.67%
Total Office and Related Expenses	500	600	491	491	471	-100	-16.67%
Properties							
750.240.356 Bldg & Improvements	130,000	0	0	0	0	130,000	0.00%
Total Properties	130,000	0	0	0	0	130,000	0.00%
Other Service Charges							
750.240.417 Study/Consulting Fees	50,000	0	30,000	0	0	50,000	0.00%
Total Other Service Charges	50,000	0	30,000	0	0	50,000	0.00%
Tangible Capital Assets							
750.240.380 TCA - Capitalized Assets	0	0	-114,415	-51,653	0	0	0.00%
750.240.382 Change in WIP	0	0	0	47,770	0	0	0.00%
750.240.384 TCA - Current Year Deprec	0	0	862,019	869,631	882,381	0	0.00%
750.240.387 TCA - Loss on Disposal	0	0	12,862	0	0	0	0.00%
750.240.389 TCA Offset	0	0	-760,465	-865,748	-886,904	0	0.00%

City of St Catharines
Parks Maintenance
2019 Operating Budget - Expenditures by Object

	2019	2018	2017	2016	2015	\$	Change %
	Budget	Budget	Actuals	Actuals	Actuals	2018	2018
						Budget	Budget
Total Tangible Capital Assets	0	0	1	0	-4,523	0	0.00%
Total Expenditures	581,434	387,234	438,624	322,468	302,631	194,200	50.15%
Revenue							
750.240.805 Donations - Park Benches	-20,000	-20,000	-7,659	0	-20,600	0	0.00%
750.240.834 Recoverables-chargebacks	0	0	-1,495	0	0	0	0.00%
750.240.900 Transfer from Reserve	-180,000	-40,000	-4,946	0	0	-140,000	350.00%
Total Revenue	-200,000	-60,000	-14,100	0	-20,600	-140,000	233.33%
Total Net Expenditures	381,434	327,234	424,524	322,468	282,031	54,200	16.56%

City of St Catharines
Happy Rolph's Bird Sanctuary
2019 Operating Budget - Expenditures by Object

	2019	2018	2017	2016	2015	\$	Change %
	Budget	Budget	Actuals	Actuals	Actuals	2018	2018
						Budget	Budget
Object of Expenditure							
Salaries and Wages							
750.245.001 Salaries/Wages-Regular	50,664	0	1,091	1,856	2,457	50,664	0.00%
750.245.002 Salaries/Wages-Overtime	1,004	1,004	19	0	0	0	0.00%
750.245.003 Salaries/Wages-Ext Svce	67,478	98,793	97,018	94,073	98,623	-31,315	-31.70%
750.245.007 Holiday and Vacation Pay	9,335	3,959	6,385	5,797	6,370	5,376	135.79%
Total Salaries and Wages	128,481	103,756	104,513	101,726	107,450	24,725	23.83%
Benefits							
750.245.030 Pensions	11,879	4,711	7,326	6,646	4,397	7,168	152.15%
750.245.031 Other Benefits	11,710	3,922	3,462	3,608	2,910	7,788	198.57%
750.245.032 Workers Compensation	3,974	3,012	2,837	2,256	2,555	962	31.94%
750.245.033 Employment Insurance	2,704	2,072	1,915	2,059	2,331	632	30.50%
Total Benefits	30,267	13,717	15,540	14,569	12,193	16,550	120.65%
Equipment Operations							
750.245.050 Rentals	12,000	12,000	9,790	11,655	12,963	0	0.00%
750.245.053 Service Contracts	800	650	454	1,049	1,296	150	23.08%
Total Equipment Operations	12,800	12,650	10,244	12,704	14,259	150	1.19%
Materials							
750.245.102 Small Tools/Equipment	3,000	3,000	3,034	1,890	1,466	0	0.00%
750.245.104 General Supplies	6,500	6,200	6,440	6,910	11,562	300	4.84%
750.245.116 Animals	16,000	16,000	11,011	16,650	10,873	0	0.00%
Total Materials	25,500	25,200	20,485	25,450	23,901	300	1.19%
Building and Maintenance							
750.245.150 Custodial Duties	1,150	1,300	1,104	964	715	-150	-11.54%
750.245.162 Repairs	12,139	9,914	15,284	8,581	10,095	2,225	22.44%
750.245.163 Heat,Light,Power,Water	9,193	11,613	8,938	9,102	10,164	-2,420	-20.84%
750.245.164 Signage-Memorial walk	200	200	183	183	0	0	0.00%
750.245.173 Insurance-Bldg/Contents	436	569	432	542	1,071	-133	-23.37%
Total Building and Maintenance	23,118	23,596	25,941	19,372	22,045	-478	-2.03%
Contracts							
750.245.200 Contracts-general	2,000	2,500	1,679	2,071	2,480	-500	-20.00%
750.245.205 Contract-security	25,000	28,000	24,387	23,656	23,686	-3,000	-10.71%
750.245.235 Contract - Pest Control	2,160	2,160	0	0	0	0	0.00%
Total Contracts	29,160	32,660	26,066	25,727	26,166	-3,500	-10.72%
Office and Related Expenses							
750.245.306 Cell Phones	240	240	86	87	242	0	0.00%
Total Office and Related Expenses	240	240	86	87	242	0	0.00%

City of St Catharines
Happy Rolph's Bird Sanctuary
2019 Operating Budget - Expenditures by Object

	2019	2018	2017	2016	2015	\$	Change %
	Budget	Budget	Actuals	Actuals	Actuals	2018	2018
						Budget	Budget
Properties							
750.245.356 Bldg & Improvements	45,000	0	0	0	0	45,000	0.00%
Total Properties	45,000	0	0	0	0	45,000	0.00%
Total Expenditures	294,566	211,819	202,875	199,635	206,256	82,747	39.06%
Revenue							
750.245.868 Animal Feed Dispenser	-3,000	-5,000	-1,401	-2,517	-5,033	2,000	-40.00%
750.245.900 Transfer from reserve	-45,000	0	0	0	0	-45,000	0.00%
Total Revenue	-48,000	-5,000	-1,401	-2,517	-5,033	-43,000	860.00%
Total Net Expenditures	246,566	206,819	201,474	197,118	201,223	39,747	19.22%

City of St Catharines
Equipment Acquisitions
2019 Operating Budget - Expenditures by Object

	2019	2018	2017	2016	2015	\$	Change %
	Budget	Budget	Actuals	Actuals	Actuals	2018	2018
						Budget	Budget
Object of Expenditure							
Equipment Operations							
750.405.064 Insurance-Motor Vehicles	0	0	16,067	0	0	0	0.00%
750.405.069 Equipm't Reserve Prov'n	450,000	207,000	232,000	145,000	145,000	243,000	117.39%
Total Equipment Operations	450,000	207,000	248,067	145,000	145,000	243,000	117.39%
Properties							
750.405.353 Motor Vehicles	0	0	309,934	0	0	0	0.00%
Total Properties	0	0	309,934	0	0	0	0.00%
Other Service Charges							
750.405.448 Eq't Reserve Allocation	0	0	204,875	19,822	0	0	0.00%
750.405.450 Miscellaneous Expense	0	0	0	0	0	0	0.00%
Total Other Service Charges	0	0	204,875	19,822	0	0	0.00%
Total Expenditures	450,000	207,000	762,876	164,822	145,000	243,000	117.39%
Revenue							
750.405.835 Obsolete Vehicle Sales	0	0	-24,875	-19,822	0	0	0.00%
750.405.900 Transfer from Reserve	-213,000	0	-309,934	0	0	-213,000	0.00%
Total Revenue	-213,000	0	-334,809	-19,822	0	-213,000	0.00%
Total Net Expenditures	237,000	207,000	428,067	145,000	145,000	30,000	14.49%

**City of St Catharines
 Equipment Maintenance
 2019 Operating Budget - Expenditures by Object**

	2019	2018	2017	2016	2015	\$	Change %
	Budget	Budget	Actuals	Actuals	Actuals	2018	2018
Object of Expenditure						Budget	Budget
Equipment Operations							
750.410.050 Rentals	14,000	14,000	13,919	14,151	13,884	0	0.00%
Total Equipment Operations	14,000	14,000	13,919	14,151	13,884	0	0.00%
Building and Maintenance							
750.410.173 Insurance-Tools/Equipm	0	0	0	872	4,203	0	0.00%
Total Building and Maintenance	0	0	0	872	4,203	0	0.00%
Total Expenditures	14,000	14,000	13,919	15,023	18,087	0	0.00%
Total Net Expenditures	14,000	14,000	13,919	15,023	18,087	0	0.00%

City of St Catharines
Equipment Operation Surplus
2019 Operating Budget - Expenditures by Object

	2019 Budget	2018 Budget	2017 Actuals	2016 Actuals	2015 Actuals	\$	Change %
						2018 Budget	2018 Budget
Object of Expenditure							
Properties							
750.415.000 Equipment-Oper'ns Surplus	-221,074	-196,312	-476,214	-273,873	-250,000	-24,762	12.61%
Total Properties	-221,074	-196,312	-476,214	-273,873	-250,000	-24,762	12.61%
Total Expenditures	-221,074	-196,312	-476,214	-273,873	-250,000	-24,762	12.61%
Total Net Expenditures	-221,074	-196,312	-476,214	-273,873	-250,000	-24,762	12.61%

City of St Catharines
Recreation Overhead
2019 Operating Budget - Expenditures by Object

	2019	2018	2017	2016	2015	\$	Change %
	Budget	Budget	Actuals	Actuals	Actuals	2018	2018
						Budget	Budget
Object of Expenditure							
Salaries and Wages							
750.505.001 Salaries/Wages-Regular	568,490	549,991	457,224	532,687	481,998	18,499	3.36%
750.505.002 Salaries/Wages-Overtime	0	0	0	0	0	0	0.00%
750.505.003 Salaries/Wages-Ext Svce	0	0	51,816	23,488	57,989	0	0.00%
750.505.006 Sick Pay	0	0	146	0	0	0	0.00%
750.505.007 Holiday/Vacation Pay	0	0	5,617	1,074	1,502	0	0.00%
750.505.009 Doctor's Appointments	0	0	0	0	0	0	0.00%
Total Salaries and Wages	568,490	549,991	514,803	557,249	541,489	18,499	3.36%
Benefits							
750.505.030 Pensions	83,272	82,691	68,691	78,527	77,831	581	0.70%
750.505.031 Other Benefits	57,862	54,324	49,360	54,185	61,128	3,538	6.51%
750.505.032 Workers Compensation	19,305	17,843	65,678	16,047	15,567	1,462	8.19%
750.505.033 Employment Insurance	9,614	9,883	9,273	10,738	10,490	-269	-2.72%
750.505.041 Safety Shoes	350	350	142	301	0	0	0.00%
Total Benefits	170,403	165,091	193,144	159,798	165,016	5,312	3.22%
Equipment Operations							
750.505.053 Service Contracts	0	0	1,094	0	0	0	0.00%
750.505.067 Car Allowance/Mileage	5,000	4,600	5,052	4,753	7,264	400	8.70%
750.505.068 Equipment Oper'n Surplus	1,539	1,694	1,128	1,909	1,613	-155	-9.15%
Total Equipment Operations	6,539	6,294	7,274	6,662	8,877	245	3.89%
Materials							
750.505.104 General Prgm Supplies	1,000	1,000	1,020	1,526	541	0	0.00%
750.505.135 Community Development	500	500	499	0	134	0	0.00%
Total Materials	1,500	1,500	1,519	1,526	675	0	0.00%
Contracts							
750.505.229 Instructor Fees	10,000	15,200	7,730	9,148	7,893	-5,200	-34.21%
Total Contracts	10,000	15,200	7,730	9,148	7,893	-5,200	-34.21%
Office and Related Expenses							
750.505.302 Insurance-Liability	8,461	8,700	8,406	9,309	10,563	-239	-2.75%
750.505.306 Cellular Phones	6,960	6,960	4,065	4,404	4,536	0	0.00%
750.505.308 Copying and Prints	400	400	232	228	681	0	0.00%
750.505.310 Office Supplies	300	500	142	629	672	-200	-40.00%
750.505.330 Furniture/Equipment NTCA	0	0	0	686	750	0	0.00%
Total Office and Related Expenses	16,121	16,560	12,845	15,256	17,202	-439	-2.65%
Properties							

City of St Catharines
Recreation Overhead
2019 Operating Budget - Expenditures by Object

	2019	2018	2017	2016	2015	\$	Change %
	Budget	Budget	Actuals	Actuals	Actuals	2018	2018
						Budget	Budget
750.505.351 Replacement-Micros	0	0	0	4,907	6,611	0	0.00%
Total Properties	0	0	0	4,907	6,611	0	0.00%
Other Service Charges							
750.505.401 Conferences/Conventions	6,750	6,750	7,594	4,585	5,940	0	0.00%
750.505.402 Training	9,750	8,750	36	0	0	1,000	11.43%
750.505.405 Subscriptions/Memb'ships	7,134	7,005	6,463	4,712	3,637	129	1.84%
750.505.446 Event-MyHood Recogn'n	1,000	0	0	0	0	1,000	0.00%
750.505.448 Building Reserve Alloc'n	225,000	200,000	200,000	166,667	166,667	25,000	12.50%
750.505.449 Transfer to Reserve	0	0	0	0	0	0	0.00%
750.505.450 Miscellaneous	0	0	0	0	0	0	0.00%
Total Other Service Charges	249,634	222,505	214,093	175,964	176,244	27,129	12.19%
Tangible Capital Assets							
750.505.380 TCA - Capitalized Assets	0	0	-2,754	-2,407	-5,102	0	0.00%
750.505.384 TCA - Current year Deprec	0	0	5,625	4,633	5,429	0	0.00%
750.505.389 TCA Offset	0	0	-2,872	-2,226	-327	0	0.00%
Total Tangible Capital Assets	0	0	-1	0	0	0	0.00%
Total Expenditures	1,022,687	977,141	951,407	930,510	924,007	45,546	4.66%
Revenue							
750.505.803 Other-Comm'ty Initiatives	-2,000	-2,000	-1,914	0	-2,137	0	0.00%
750.505.833 Program Revenue	-14,500	-17,285	-13,529	-9,827	-13,991	2,785	-16.11%
750.505.835 Obsolete Equipment Sales	0	0	0	0	0	0	0.00%
750.505.950 Allocations-various	0	0	-63,414	-194,800	-194,799	0	0.00%
Total Revenue	-16,500	-19,285	-78,857	-204,627	-210,927	2,785	-14.44%
Total Net Expenditures	1,006,187	957,856	872,550	725,883	713,080	48,331	5.05%

City of St Catharines
Special Events
2019 Operating Budget - Expenditures by Object

	2019	2018	2017	2016	2015	\$	Change %
	Budget	Budget	Actuals	Actuals	Actuals	2018	2018
						Budget	Budget
Object of Expenditure							
Salaries and Wages							
750.510.001 Salaries/Wages-Regular	0	0	0	0	0	0	0.00%
750.510.002 Salaries/Wages-Overtime	1,004	1,004	993	1,062	838	0	0.00%
750.510.003 Salaries/Wages-Ext Svce	14,129	14,153	12,893	12,944	4,800	-24	-0.17%
750.510.007 Holiday/Vacation Pay	563	566	1,217	668	1	-3	-0.53%
Total Salaries and Wages	15,696	15,723	15,103	14,674	5,639	-27	-0.17%
Benefits							
750.510.030 Pensions	353	354	764	621	0	-1	-0.28%
750.510.031 Other Benefits	329	321	346	194	0	8	2.49%
750.510.032 Workers Compensation	484	462	540	287	0	22	4.76%
750.510.033 Employment Insurance	320	315	397	262	0	5	1.59%
Total Benefits	1,486	1,452	2,047	1,364	0	34	2.34%
Equipment Operations							
750.510.050 Rentals	4,000	4,000	3,235	6,973	6,760	0	0.00%
750.510.053 Service Contracts	9,725	9,725	9,529	1,572	1,354	0	0.00%
750.510.067 Car Allowance/Mileage	100	200	0	71	0	-100	-50.00%
Total Equipment Operations	13,825	13,925	12,764	8,616	8,114	-100	-0.72%
Materials							
750.510.104 General Supplies	4,000	4,000	13,774	3,785	6,622	0	0.00%
750.510.110 Uniforms	500	2,000	0	0	0	-1,500	-75.00%
750.510.135 Community Development	1,500	1,500	45,206	7,970	56,204	0	0.00%
Total Materials	6,000	7,500	58,980	11,755	62,826	-1,500	-20.00%
Contracts							
750.510.205 Contract - Security	1,200	1,200	8,200	928	0	0	0.00%
750.510.226 Band Concerts	12,100	12,100	9,753	15,312	5,400	0	0.00%
Total Contracts	13,300	13,300	17,953	16,240	5,400	0	0.00%
Office and Related Expenses							
750.510.306 Cellular Phones	300	300	244	534	494	0	0.00%
750.510.307 Printing	650	750	387	718	612	-100	-13.33%
Total Office and Related Expenses	950	1,050	631	1,252	1,106	-100	-9.52%

City of St Catharines
Special Events
2019 Operating Budget - Expenditures by Object

	2019	2018	2017	2016	2015	\$	Change %
	Budget	Budget	Actuals	Actuals	Actuals	2018	2018
						Budget	Budget
Total Expenditures	51,257	52,950	107,478	53,901	83,085	-1,693	-3.20%
Revenue							
750.510.800 Miscellaneous Revenue	0	0	-7,281	0	0	0	0.00%
750.510.803 Region - Cost sharing	0	0	-36,656	0	0	0	0.00%
750.510.805 Donations-Spec'l Events	-4,000	-4,000	-4,335	-8,766	-5,010	0	0.00%
750.510.840 Rentals - Special Events	0	0	0	0	0	0	0.00%
750.510.852 Band Concerts	-2,500	-2,500	0	0	0	0	0.00%
Total Revenue	-6,500	-6,500	-48,272	-8,766	-5,010	0	0.00%
Total Net Expenditures	44,757	46,450	59,206	45,135	78,075	-1,693	-3.64%

City of St Catharines
SCCIP
2019 Operating Budget - Expenditures by Object

Object of Expenditure	2019	2018	2017	2016	2015	\$	Change %
	Budget	Budget	Actuals	Actuals	Actuals	2018 Budget	2018 Budget
Materials							
750.511.135 Community Development	339,587	337,488	329,131	0	0	2,099	0.62%
Total Materials	339,587	337,488	329,131	0	0	2,099	0.62%
Other Service Charges							
750.511.448 Transfer to Reserve	0	0	75,065	0	0	0	0.00%
Total Other Service Charges	0	0	75,065	0	0	0	0.00%
Total Expenditures	339,587	337,488	404,196	0	0	2,099	0.62%
Revenue							
750.511.845 Arts Development Fund	-332,500	-332,500	-75,065	0	0	0	0.00%
750.511.900 Transfer from Reserve	0	0	-329,131	0	0	0	0.00%
Total Revenue	-332,500	-332,500	-404,196	0	0	0	0.00%
Total Net Expenditures	7,087	4,988	0	0	0	2,099	42.08%

City of St Catharines
Culture
2019 Operating Budget - Expenditures by Object

	2019	2018	2017	2016	2015	\$	Change %	
	Budget	Budget	Actuals	Actuals	Actuals	2018	2018	
						Budget	Budget	
Object of Expenditure								
Salaries and Wages								
750.512.001	Salaries or wages/regular	77,369	76,038	74,874	74,459	73,181	1,331	1.75%
750.512.002	Salaries/Wages-Overtime	0	0	76	0	0	0	0.00%
750.512.003	Salaries/Wages extra	114,178	111,633	91,251	98,213	83,202	2,545	2.28%
750.512.007	Vacation and Holiday Pay	490	455	3,802	4,186	3,198	35	7.69%
Total Salaries and Wages		192,037	188,126	170,003	176,858	159,581	3,911	2.08%
Benefits								
750.512.030	Pensions	26,206	26,250	17,637	19,441	18,369	-44	-0.17%
750.512.031	Other Benefits	20,407	11,700	8,583	9,395	10,839	8,707	74.42%
750.512.032	Worker's Compensation	6,452	6,070	5,311	5,094	4,590	382	6.29%
750.512.033	Employment Insurance	3,727	3,601	3,252	3,931	3,473	126	3.50%
Total Benefits		56,792	47,621	34,783	37,861	37,271	9,171	19.26%
Equipment Operations								
750.512.054	Outdoor/Memorial Mntce	1,200	1,200	331	201	1,459	0	0.00%
750.512.067	Car Allowance/Mileage	2,500	2,500	2,910	2,881	2,400	0	0.00%
Total Equipment Operations		3,700	3,700	3,241	3,082	3,859	0	0.00%
Materials								
750.512.100	Art Coll'n Material/Mntce	2,000	2,000	1,815	1,811	1,688	0	0.00%
750.512.104	General Supplies	600	600	560	295	419	0	0.00%
750.512.118	Indoor Art Exhibits	8,402	7,781	50	6,917	6,924	621	7.98%
750.512.119	Art Collect'n Acquisition	5,000	5,000	7,999	4,000	4,867	0	0.00%
750.512.121	Restoration/Conservation	1,500	1,500	281	1,000	0	0	0.00%
750.512.135	Community Development	22,412	19,912	17,990	19,920	15,623	2,500	12.56%
Total Materials		39,914	36,793	28,695	33,943	29,521	3,121	8.48%
Office and Related Expenses								
750.512.303	Courier Service	50	50	5	40	0	0	0.00%
750.512.306	Cellular Phones	720	720	236	842	853	0	0.00%
750.512.307	Printing	800	800	617	865	571	0	0.00%
750.512.310	Office Supplies	150	200	0	605	59	-50	-25.00%
750.512.330	Furniture/Equipment NTCA	450	450	0	4	0	0	0.00%
Total Office and Related Expenses		2,170	2,220	858	2,356	1,483	-50	-2.25%
Properties								
750.512.350	Office Equipm't,Furniture	0	0	0	450	0	0	0.00%
750.512.351	Computer replacement	0	0	0	3,504	2,740	0	0.00%
Total Properties		0	0	0	3,954	2,740	0	0.00%

City of St Catharines
Culture
2019 Operating Budget - Expenditures by Object

	2019	2018	2017	2016	2015	\$	Change %
	Budget	Budget	Actuals	Actuals	Actuals	2018	2018
						Budget	Budget
Other Service Charges							
750.512.401 Conferences/Conventions	2,500	2,680	1,052	0	0	-180	-6.72%
750.512.402 Training	0	0	0	0	0	0	0.00%
750.512.405 Subscriptions,Memberships	2,005	1,505	1,420	1,350	1,307	500	33.22%
750.512.406 Promotion/Publicity	6,200	5,200	4,642	8,972	6,469	1,000	19.23%
750.512.439 Evaluations/Assessments	1,000	1,000	1,000	1,252	0	0	0.00%
750.512.450 Miscellaneous	0	0	50	224	68	0	0.00%
750.512.466 Committees of Council	220	220	-500	587	1,680	0	0.00%
Total Other Service Charges	11,925	10,605	7,664	12,385	9,524	1,320	12.45%
Tangible Capital Assets							
750.512.380 TCA - Capitalized Assets	0	0	-270	-1,204	-2,766	0	0.00%
750.512.384 TCA - Current Year Deprec	0	0	880	1,271	1,428	0	0.00%
750.512.389 TCA Offset	0	0	-610	-68	1,338	0	0.00%
Total Tangible Capital Assets	0	0	0	-1	0	0	0.00%
Total Expenditures	306,538	289,065	245,244	270,438	243,979	17,473	6.04%
Revenue							
750.512.802 Federal Grants	0	-2,500	0	733	-15,914	2,500	-100.00%
750.512.834 Recoverables	-700	0	-740	-800	-480	-700	0.00%
750.512.835 Sponsorship Revenue	-7,000	-9,250	-7,000	-9,250	-3,000	2,250	-24.32%
750.512.845 Event Revenue	-2,625	-2,625	-2,497	-1,700	-200	0	0.00%
750.512.900 Transfer from Reserve	-27,457	-27,457	-22,220	-27,349	0	0	0.00%
Total Revenue	-37,782	-41,832	-32,457	-38,366	-19,594	4,050	-9.68%
Total Net Expenditures	268,756	247,233	212,787	232,072	224,385	21,523	8.71%

City of St Catharines
Swimming Pools and Beaches
2019 Operating Budget - Expenditures by Object

	2019	2018	2017	2016	2015	\$	Change %	
	Budget	Budget	Actuals	Actuals	Actuals	2018	2018	
						Budget	Budget	
Object of Expenditure								
Salaries and Wages								
750.515.001	Salaries/Wages-Regular	86,398	84,919	48,476	41,395	23,649	1,479	1.74%
750.515.002	Salaries/Wages-Overtime	4,004	4,004	4,018	8,532	5,273	0	0.00%
750.515.003	Salaries/Wages-Ext Svce	186,002	179,189	150,864	138,746	225,616	6,813	3.80%
750.515.007	Holiday/Vacation Pay	7,470	8,589	12,578	10,070	7,917	-1,119	-13.03%
750.515.012	Allocations	0	0	24,199	41,307	42,504	0	0.00%
Total Salaries and Wages		283,874	276,701	240,135	240,050	304,959	7,173	2.59%
Benefits								
750.515.030	Pensions	21,262	22,561	6,778	6,147	7,763	-1,299	-5.76%
750.515.031	Other Benefits	18,490	17,628	3,040	2,625	4,014	862	4.89%
750.515.032	Workers Compensation	9,098	9,563	4,755	3,878	5,928	-465	-4.86%
750.515.033	Employment Insurance	5,699	6,217	3,557	3,544	5,430	-518	-8.33%
Total Benefits		54,549	55,969	18,130	16,194	23,135	-1,420	-2.54%
Equipment Operations								
750.515.050	Rentals	200	200	25	48	219	0	0.00%
750.515.053	Service Contracts	1,300	1,300	731	6,632	-3,499	0	0.00%
750.515.067	Car Allowance/Mileage	800	800	0	585	1,173	0	0.00%
750.515.068	Equipment Oper'n Surplus	-8,533	3,500	-11,853	-22,700	-21,075	-12,033	-343.80%
Total Equipment Operations		-6,233	5,800	-11,097	-15,435	-23,182	-12,033	-207.47%
Materials								
750.515.102	Small Tools/Equipment	9,700	6,700	1,456	7,207	-12,429	3,000	44.78%
750.515.104	General Supplies	9,700	11,000	1,271	8,940	4,045	-1,300	-11.82%
750.515.106	Water Treatment Supplies	12,550	15,993	17,587	16,269	13,737	-3,443	-21.53%
750.515.110	Uniform Clothing	3,200	3,200	3,106	3,248	2,699	0	0.00%
750.515.124	Red Cross	800	750	800	672	967	50	6.67%
Total Materials		35,950	37,643	24,220	36,336	9,019	-1,693	-4.50%
Building and Maintenance								
750.515.152	Gen Bldg Mtnce Supplies	5,000	5,000	5,023	4,345	1,868	0	0.00%
750.515.162	Repairs	31,092	42,135	163,900	24,718	30,379	-11,043	-26.21%
750.515.163	Heat,Light,Power,Water	43,934	46,604	37,715	42,458	63,011	-2,670	-5.73%
750.515.173	Insurance-Bldg/Contents	3,559	3,902	3,826	3,574	944	-343	-8.79%
750.515.178	Rent-Seaway Lands	120	120	115	113	112	0	0.00%
750.515.180	Improvements-Non TCA	0	0	10,000	0	0	0	0.00%
Total Building and Maintenance		83,705	97,761	220,579	75,208	96,314	-14,056	-14.38%
Contracts								
750.515.200	Contract - General	3,840	2,500	3,930	3,267	2,542	1,340	53.60%

City of St Catharines
Swimming Pools and Beaches
2019 Operating Budget - Expenditures by Object

	2019	2018	2017	2016	2015	\$	Change %
	Budget	Budget	Actuals	Actuals	Actuals	2018	2018
						Budget	Budget
750.515.205 Contract- Security	16,500	16,500	16,164	14,425	16,597	0	0.00%
750.515.206 Contract-Garbage Coll'n	2,160	520	2,077	332	1,220	1,640	315.38%
750.515.229 Instructor Fees	1,000	1,300	0	1,450	750	-300	-23.08%
750.515.235 Contract-Pest Control	120	120	0	125	0	0	0.00%
Total Contracts	23,620	20,940	22,171	19,599	21,109	2,680	12.80%
Office and Related Expenses							
750.515.305 Telephone	575	1,700	563	1,696	1,596	-1,125	-66.18%
750.515.306 Cellular Phones	1,680	1,680	-89	2,229	1,969	0	0.00%
750.515.307 Printing	150	150	121	92	160	0	0.00%
750.515.310 Office Supplies	0	0	81	0	0	0	0.00%
Total Office and Related Expenses	2,405	3,530	676	4,017	3,725	-1,125	-31.87%
Properties							
750.515.356 Bldg & Improvements	80,000	0	0	0	0	80,000	0.00%
Total Properties	80,000	0	0	0	0	80,000	0.00%
Other Service Charges							
750.515.402 Training	1,000	1,000	1,771	2,000	0	0	0.00%
750.515.450 Miscellaneous	0	0	134	21	48	0	0.00%
Total Other Service Charges	1,000	1,000	1,905	2,021	48	0	0.00%
Total Expenditures	558,870	499,344	516,719	377,990	435,127	59,526	11.92%
Revenue							
750.515.832 Beach Rentals	-13,000	-13,000	-9,773	-11,146	-12,168	0	0.00%
750.515.850 Advertising Revenue	0	0	0	-700	0	0	0.00%
750.515.900 Transfer from Reserve	-80,000	0	0	0	0	-80,000	0.00%
750.515.936 Lessons-Pt Dalhousie Pool	-14,000	-10,000	-14,341	-9,822	-7,555	-4,000	40.00%
750.515.937 Admissions-Pt Dalhousie	-12,000	-12,000	-12,269	-11,050	-11,187	0	0.00%
750.515.940 Admissions-Lincoln Park	0	0	0	-4	0	0	0.00%
750.515.956 Lessons-Lion SchooleyPool	-13,000	-9,000	-13,213	-8,950	-4,544	-4,000	44.44%
750.515.957 Admissions Lion Schooley	-13,500	-12,000	-13,689	-12,195	-6,821	-1,500	12.50%
Total Revenue	-145,500	-56,000	-63,285	-53,867	-42,275	-89,500	159.82%
Total Net Expenditures	413,370	443,344	453,434	324,123	392,852	-29,974	-6.76%

City of St Catharines
Kiwanis Aquatic Centre
2019 Operating Budget - Expenditures by Object

	2019	2018	2017	2016	2015	\$	Change %	
	Budget	Budget	Actuals	Actuals	Actuals	2018	2018	
						Budget	Budget	
Object of Expenditure								
Salaries and Wages								
750.518.001	Salaries/Wages-regular	270,667	265,423	199,282	207,402	181,173	5,244	1.98%
750.518.002	Salaries/Wages-overtime	19,999	19,999	24,627	27,963	24,817	0	0.00%
750.518.003	Salaries/Wages-Ext Svce	1,062,552	1,106,593	783,661	910,669	960,163	-44,041	-3.98%
750.518.006	Sick Pay	7,999	7,999	24,681	7,924	18,657	0	0.00%
750.518.007	Holiday/Vacation Pay	75,336	77,228	91,642	107,484	81,831	-1,892	-2.45%
750.518.009	Doctor's Appointments	300	300	268	376	381	0	0.00%
750.518.012	Allocations	0	0	48,398	113,119	130,487	0	0.00%
	Total Salaries and Wages	1,436,853	1,477,542	1,172,559	1,374,937	1,397,509	-40,689	-2.75%
Benefits								
750.518.030	Pensions	94,397	93,774	83,739	83,394	82,101	623	0.66%
750.518.031	Other Benefits	68,633	65,377	53,920	52,754	58,004	3,256	4.98%
750.518.032	Workers Compensation	44,489	45,956	35,231	36,463	36,907	-1,467	-3.19%
750.518.033	Employment Insurance	29,332	31,348	24,799	31,916	32,087	-2,016	-6.43%
750.518.040	Meal Allowance	200	200	120	93	102	0	0.00%
750.518.041	Safety Shoes	875	875	875	700	907	0	0.00%
	Total Benefits	237,926	237,530	198,684	205,320	210,108	396	0.17%
Equipment Operations								
750.518.050	Rentals	500	900	76	43	211	-400	-44.44%
750.518.053	Service Contracts	46,080	38,860	22,787	21,697	22,157	7,220	18.58%
750.518.054	Equipment Repairs	3,000	3,000	3,084	3,785	3,210	0	0.00%
750.518.067	Car Allowance/Mileage	1,500	1,200	2,564	1,227	239	300	25.00%
	Total Equipment Operations	51,080	43,960	28,511	26,752	25,817	7,120	16.20%
Materials								
750.518.102	Small Tools/Equipment	3,000	3,600	2,744	4,153	9,950	-600	-16.67%
750.518.104	General Program Supplies	9,850	9,850	10,720	1,961	12,044	0	0.00%
750.518.106	Water Treatment Supplies	34,450	30,130	11,927	22,657	21,618	4,320	14.34%
750.518.109	Safety/Protective Equip	1,500	1,500	1,274	2,041	886	0	0.00%
750.518.110	Uniform Clothing	3,909	4,089	3,745	3,801	3,230	-180	-4.40%
750.518.112	Resale Items	8,000	8,000	7,177	9,806	13,358	0	0.00%
750.518.114	Freight Charges	100	100	0	126	134	0	0.00%
750.518.124	Red Cross	16,500	16,500	16,500	14,690	11,077	0	0.00%
750.518.136	Lifesaving Society	11,000	11,000	6,436	10,699	11,348	0	0.00%
	Total Materials	88,309	84,769	60,523	69,934	83,645	3,540	4.18%
Building and Maintenance								
702.330.745	STC Kiwanis Pool July '17	0	0	0	0	0	0	0.00%
750.518.150	Cleaning services	80,000	0	0	0	0	80,000	0.00%

City of St Catharines
Kiwanis Aquatic Centre
2019 Operating Budget - Expenditures by Object

	2019	2018	2017	2016	2015	\$	Change %
	Budget	Budget	Actuals	Actuals	Actuals	2018	2018
						Budget	Budget
750.518.151 Cleaning Supplies	0	0	14,886	20,728	16,424	0	0.00%
750.518.152 Gen Bldg Mtncs Supplies	34,000	34,000	18,429	10,815	15,140	0	0.00%
750.518.153 Snow Removal	2,000	2,000	2,238	2,031	2,087	0	0.00%
750.518.162 Repairs	109,068	111,533	71,784	67,939	120,127	-2,465	-2.21%
750.518.163 Heat,Light,Power,Water	371,250	365,000	322,405	349,089	377,318	6,250	1.71%
750.518.164 Signage	325	325	521	110	185	0	0.00%
750.518.173 Insurance-Bldg/Contents	12,998	13,122	12,855	13,164	17,494	-124	-0.94%
Total Building and Maintenance	609,641	525,980	443,118	463,876	548,775	83,661	15.91%
Contracts							
750.518.205 Contracts - Security	7,100	7,100	20,839	1,751	2,638	0	0.00%
750.518.206 Contracts-Garbage	2,000	2,000	1,970	1,872	1,826	0	0.00%
750.518.229 Instructor Fees	15,300	15,300	11,480	9,025	17,905	0	0.00%
750.518.235 Contracts-Pest Control	200	600	130	100	60	-400	-66.67%
Total Contracts	24,600	25,000	34,419	12,748	22,429	-400	-1.60%
Office and Related Expenses							
750.518.301 Advertising Production	0	0	0	60	0	0	0.00%
750.518.306 Cellular Phones	720	720	652	100	110	0	0.00%
750.518.307 Printing	1,400	1,400	739	782	807	0	0.00%
750.518.308 Copying and prints	400	400	1,580	3,115	3,988	0	0.00%
750.518.309 Advertising	0	0	0	0	0	0	0.00%
750.518.310 Office Supplies	2,500	2,500	4,661	2,329	2,320	0	0.00%
750.518.318 Cash Processing Fees	4,500	4,500	3,877	4,777	4,415	0	0.00%
750.518.330 Furniture/Equipment NTCA	2,400	2,400	4,568	9,360	0	0	0.00%
Total Office and Related Expenses	11,920	11,920	16,077	20,523	11,640	0	0.00%
Properties							
750.518.351 Replacement-Micros	0	0	0	3,995	2,305	0	0.00%
750.518.356 Bldg & Improvements	15,000	0	0	0	0	15,000	0.00%
Total Properties	15,000	0	0	3,995	2,305	15,000	0.00%
Other Service Charges							
750.518.402 Training	6,500	10,000	477	-3,433	5,000	-3,500	-35.00%
750.518.417 Study/Consulting Fees	0	0	128	128	121	0	0.00%
750.518.450 Miscellaneous	0	0	146	119	-29	0	0.00%
Total Other Service Charges	6,500	10,000	751	-3,186	5,092	-3,500	-35.00%
Total Expenditures	2,481,829	2,416,701	1,954,642	2,174,899	2,307,320	65,128	2.69%

City of St Catharines
Kiwanis Aquatic Centre
2019 Operating Budget - Expenditures by Object

	2019	2018	2017	2016	2015	\$	Change %
	Budget	Budget	Actuals	Actuals	Actuals	2018	2018
						Budget	Budget
Revenue							
750.518.800 Miscellaneous Revenue	0	0	-71	-106	-177	0	0.00%
750.518.814 Program Room Rentals	-18,000	-18,000	-14,371	-14,667	-17,798	0	0.00%
750.518.831 Admissions-general	-85,000	-85,000	-64,229	-79,651	-75,757	0	0.00%
750.518.833 Programmes-Leadership	-48,000	-48,000	-30,202	-47,647	-51,401	0	0.00%
750.518.849 Lessons	-273,000	-273,000	-215,799	-273,006	-237,636	0	0.00%
750.518.850 Advertising Revenue	0	-7,000	-1,021	-2,600	-1,313	7,000	-100.00%
750.518.860 Vending Machine Revenue	-3,500	-3,500	-3,186	-3,438	-3,250	0	0.00%
750.518.877 Special Fees-Surcharges	0	0	0	0	0	0	0.00%
750.518.900 Reserve transfers	-15,000	0	0	0	0	-15,000	0.00%
750.518.930 Pool Rental Revenue	-60,000	-60,000	-57,988	-59,030	-45,401	0	0.00%
750.518.939 Private Lessons	-95,000	-95,000	-58,629	-94,913	-72,965	0	0.00%
750.518.940 Resale Items	-17,550	-17,550	-11,667	-17,550	-17,009	0	0.00%
750.518.959 Clip Cards & Passes	-200,500	-200,500	-136,501	-200,406	-172,467	0	0.00%
750.518.960 Aquatic programmes	-30,000	-30,000	-11,819	-14,842	-20,513	0	0.00%
Total Revenue	-845,550	-837,550	-605,483	-807,856	-715,687	-8,000	0.96%
Total Net Expenditures	1,636,279	1,579,151	1,349,159	1,367,043	1,591,633	57,128	3.62%

City of St Catharines
Queen Elizabeth Centre
2019 Operating Budget - Expenditures by Object

	2019	2018	2017	2016	2015	\$	Change %
	Budget	Budget	Actuals	Actuals	Actuals	2018	2018
						Budget	Budget
Object of Expenditure							
Equipment Operations							
750.535.053 Service Contracts	489	489	462	462	471	0	0.00%
Total Equipment Operations	489	489	462	462	471	0	0.00%
Materials							
750.535.104 General Program Supplies	0	0	73	0	0	0	0.00%
Total Materials	0	0	73	0	0	0	0.00%
Building and Maintenance							
750.535.162 Repairs	0	0	375	385	2,148	0	0.00%
750.535.173 Insurance-Bldg/Contents	1,886	1,831	1,773	1,934	2,708	55	3.00%
Total Building and Maintenance	1,886	1,831	2,148	2,319	4,856	55	3.00%
Total Expenditures	2,375	2,320	2,683	2,781	5,327	55	2.37%
Total Net Expenditures	2,375	2,320	2,683	2,781	5,327	55	2.37%

City of St Catharines
Port Weller Centre
2019 Operating Budget - Expenditures by Object

	2019	2018	2017	2016	2015	\$	Change %
	Budget	Budget	Actuals	Actuals	Actuals	2018	2018
						Budget	Budget
Object of Expenditure							
Salaries and Wages							
750.540.001 Salaries/Wages-Regular	0	0	0	0	0	0	0.00%
750.540.002 Salaries/Wages-Overtime	0	0	0	0	0	0	0.00%
750.540.003 Salaries/Wages-Ext Svce	46,837	46,037	34,605	36,102	37,433	800	1.74%
750.540.007 Holiday/Vacation Pay	1,873	1,842	951	1,209	612	31	1.68%
750.540.012 Allocations	0	0	0	15,892	9,535	0	0.00%
Total Salaries and Wages	48,710	47,879	35,556	53,203	47,580	831	1.74%
Benefits							
750.540.030 Pensions	1,757	1,718	8	169	184	39	2.27%
750.540.031 Other Benefits	913	898	8	194	219	15	1.67%
750.540.032 Workers Compensation	1,499	1,404	13	287	324	95	6.77%
750.540.033 Employment Insurance	990	956	10	262	296	34	3.56%
Total Benefits	5,159	4,976	39	912	1,023	183	3.68%
Equipment Operations							
750.540.053 Service Contracts	3,022	3,022	2,572	2,097	2,463	0	0.00%
750.540.067 Mileage	0	0	0	0	0	0	0.00%
Total Equipment Operations	3,022	3,022	2,572	2,097	2,463	0	0.00%
Materials							
750.540.102 Small Tools/Equipment	0	0	0	-457	1,316	0	0.00%
750.540.104 General Program Supplies	3,100	3,100	2,955	3,102	5,543	0	0.00%
750.540.108 Themed Party Supplies	0	0	-889	1,061	2,342	0	0.00%
750.540.110 Uniform Clothing	500	500	500	497	490	0	0.00%
Total Materials	3,600	3,600	2,566	4,203	9,691	0	0.00%
Building and Maintenance							
750.540.150 Building Custodian	11,000	11,000	10,233	11,067	10,264	0	0.00%
750.540.152 Gen Bldg Mtncce Supplies	1,000	1,000	335	792	873	0	0.00%
750.540.161 Vandalism-graffiti	1,500	0	0	0	0	1,500	0.00%
750.540.162 Repairs	7,605	7,436	4,844	6,635	6,381	169	2.27%
750.540.163 Heat,Light,Power,Water	13,125	12,500	11,388	10,616	11,618	625	5.00%
750.540.173 Insurance-Bldg/Contents	1,140	1,107	1,037	1,054	846	33	2.98%
Total Building and Maintenance	35,370	33,043	27,837	30,164	29,982	2,327	7.04%
Contracts							
750.540.229 Instructor Fees	37,000	37,000	37,159	36,733	31,402	0	0.00%
750.540.235 Contract - Pest Control	400	400	380	483	474	0	0.00%
Total Contracts	37,400	37,400	37,539	37,216	31,876	0	0.00%
Office and Related Expenses							

City of St Catharines
Port Weller Centre
2019 Operating Budget - Expenditures by Object

	2019	2018	2017	2016	2015	\$	Change %
	Budget	Budget	Actuals	Actuals	Actuals	2018	2018
						Budget	Budget
750.540.310 Office Supplies	500	500	0	0	0	0	0.00%
750.540.323 Internet Charges	700	700	683	683	173	0	0.00%
Total Office and Related Expenses	1,200	1,200	683	683	173	0	0.00%
Properties							
750.540.356 Bldg & Improvements	40,000	0	0	0	0	40,000	0.00%
Total Properties	40,000	0	0	0	0	40,000	0.00%
Total Expenditures	174,461	131,120	106,792	128,478	122,788	43,341	33.05%
Revenue							
750.540.830 Memberships/Activity Card	0	0	-71	0	0	0	0.00%
750.540.832 Casual Rentals	-17,000	-17,000	-10,861	-12,316	-16,516	0	0.00%
750.540.833 Programmes	-70,000	-70,000	-67,230	-64,946	-57,209	0	0.00%
750.540.900 Transfer from reserve	-40,000	0	0	0	0	-40,000	0.00%
Total Revenue	-127,000	-87,000	-78,162	-77,262	-73,725	-40,000	45.98%
Total Net Expenditures	47,461	44,120	28,630	51,216	49,063	3,341	7.57%

City of St Catharines
Russell Ave Community Centre
2019 Operating Budget - Expenditures by Object

	2019	2018	2017	2016	2015	\$	Change %
	Budget	Budget	Actuals	Actuals	Actuals	2018	2018
						Budget	Budget
Object of Expenditure							
Salaries and Wages							
750.545.001 Salaries/Wages - Regular	0	0	0	0	0	0	0.00%
750.545.002 Salaries/Wages-Overtime	0	0	280	0	0	0	0.00%
750.545.003 Salaries/Wages-Ext Svce	116,780	107,845	65,438	70,295	65,289	8,935	8.29%
750.545.007 Holiday/Vacation Pay	4,677	4,307	8,652	7,303	4,057	370	8.59%
750.545.012 Alloc'n-Rec Co-ordinator	0	0	0	15,892	9,535	0	0.00%
Total Salaries and Wages	121,457	112,152	74,370	93,490	78,881	9,305	8.30%
Benefits							
750.545.030 Pensions	4,868	4,426	4,343	3,443	3,309	442	9.99%
750.545.031 Other Benefits	2,277	2,103	2,752	2,105	1,705	174	8.27%
750.545.032 Workers Compensation	3,737	3,289	4,303	3,109	2,518	448	13.62%
750.545.033 Employment Insurance	2,468	2,240	3,215	2,841	2,301	228	10.18%
Total Benefits	13,350	12,058	14,613	11,498	9,833	1,292	10.71%
Equipment Operations							
750.545.050 Rentals	0	0	-177	0	30	0	0.00%
750.545.053 Service Contracts Various	5,585	5,585	4,924	4,306	4,376	0	0.00%
750.545.067 Car Allowance/Mileage	300	650	791	708	918	-350	-53.85%
Total Equipment Operations	5,885	6,235	5,538	5,014	5,324	-350	-5.61%
Materials							
750.545.102 Small Tools/Equipment	2,600	1,000	930	280	1,091	1,600	160.00%
750.545.104 General Program Supplies	4,325	3,000	1,496	5,720	6,539	1,325	44.17%
750.545.110 Uniform Clothing	1,200	1,200	1,229	1,109	1,174	0	0.00%
Total Materials	8,125	5,200	3,655	7,109	8,804	2,925	56.25%
Building and Maintenance							
750.545.150 Cleaning Serv-Russell ave	16,000	16,000	15,415	14,900	16,129	0	0.00%
750.545.152 Gen Bldg Mntce Supplies	2,500	2,500	1,778	2,217	2,236	0	0.00%
750.545.162 Repairs	11,407	11,153	8,051	11,274	10,862	254	2.28%
750.545.163 Heat,Light,Power,Water	21,763	21,679	17,324	19,158	18,937	84	0.39%
750.545.173 Insurance-Bldg/Contents	2,565	2,490	2,513	2,264	1,537	75	3.01%
750.545.180 Improvements-Non TCA	0	0	11,637	0	0	0	0.00%
Total Building and Maintenance	54,235	53,822	56,718	49,813	49,701	413	0.77%
Contracts							
750.545.200 Contracts	0	5,500	5,500	5,500	5,500	-5,500	-100.00%
750.545.206 Contract-Waste Coll'n	550	550	514	521	490	0	0.00%
750.545.229 Instructor Fees	40,000	40,000	36,427	41,015	33,414	0	0.00%
750.545.235 Contract-Pest Control	200	200	195	0	0	0	0.00%

City of St Catharines
Russell Ave Community Centre
2019 Operating Budget - Expenditures by Object

	2019	2018	2017	2016	2015	\$	Change %
	Budget	Budget	Actuals	Actuals	Actuals	2018	2018
						Budget	Budget
Total Contracts	40,750	46,250	42,636	47,036	39,404	-5,500	-11.89%
Office and Related Expenses							
750.545.307 Printing	1,000	1,000	719	389	291	0	0.00%
750.545.308 Photocopying	2,000	2,000	1,370	1,116	1,223	0	0.00%
750.545.310 Office Supplies	1,000	2,325	169	0	0	-1,325	-56.99%
750.545.330 Furniture/Equipment NTCA	0	0	0	0	209	0	0.00%
Total Office and Related Expenses	4,000	5,325	2,258	1,505	1,723	-1,325	-24.88%
Properties							
750.545.350 Office Equipmt,Furniture	0	0	0	0	0	0	0.00%
Total Properties	0	0	0	0	0	0	0.00%
Other Service Charges							
750.545.417 Study/Consulting Fees	0	0	-1,637	0	8,000	0	0.00%
750.545.450 Miscellaneous	0	0	0	0	0	0	0.00%
Total Other Service Charges	0	0	-1,637	0	8,000	0	0.00%
Total Expenditures	247,802	241,042	198,151	215,465	201,670	6,760	2.80%
Revenue							
750.545.830 Memberships	-3,500	-3,500	-3,315	-3,486	-3,545	0	0.00%
750.545.832 Casual Rentals	-24,000	-24,000	-19,860	-20,305	-26,856	0	0.00%
750.545.833 Programmes	-70,000	-70,000	-61,276	-66,135	-48,638	0	0.00%
Total Revenue	-97,500	-97,500	-84,451	-89,926	-79,039	0	0.00%
Total Net Expenditures	150,302	143,542	113,700	125,539	122,631	6,760	4.71%

City of St Catharines
Skate board park
2019 Operating Budget - Expenditures by Object

	2019	2018	2017	2016	2015	\$	Change %
	Budget	Budget	Actuals	Actuals	Actuals	2018 Budget	2018 Budget
Object of Expenditure							
Building and Maintenance							
750.555.162 Site repairs	1,901	1,859	1,127	1,627	1,912	42	2.26%
Total Building and Maintenance	1,901	1,859	1,127	1,627	1,912	42	2.26%
Total Expenditures	1,901	1,859	1,127	1,627	1,912	42	2.26%
Total Net Expenditures	1,901	1,859	1,127	1,627	1,912	42	2.26%

City of St Catharines
Carousel
2019 Operating Budget - Expenditures by Object

	2019	2018	2017	2016	2015	\$	Change %
	Budget	Budget	Actuals	Actuals	Actuals	2018	2018
						Budget	Budget
Object of Expenditure							
Salaries and Wages							
750.560.001 Salaries/Wages-Regular	0	0	244	0	0	0	0.00%
750.560.002 Salaries/Wages-over	0	0	0	916	933	0	0.00%
750.560.003 Salaries/Wages-Ext Svce	65,624	64,483	36,193	53,204	65,603	1,141	1.77%
750.560.007 Holiday/Vacation Pay	2,624	2,579	2,737	4,410	3,206	45	1.74%
750.560.012 Allocation	0	0	0	15,892	9,535	0	0.00%
Total Salaries and Wages	68,248	67,062	39,174	74,422	79,277	1,186	1.77%
Benefits							
750.560.030 Pensions	2,777	2,720	674	2,088	2,738	57	2.10%
750.560.031 Other Benefits	1,280	1,257	508	1,214	1,625	23	1.83%
750.560.032 Workers Compensation	2,100	1,967	799	1,793	2,400	133	6.76%
750.560.033 Employment Insurance	1,387	1,339	585	1,639	2,193	48	3.58%
Total Benefits	7,544	7,283	2,566	6,734	8,956	261	3.58%
Equipment Operations							
750.560.050 Equipment Rental	0	0	8	0	0	0	0.00%
750.560.053 Service Contracts	4,583	13,583	2,691	2,946	3,082	-9,000	-66.26%
750.560.061 License-Carousel	528	528	528	528	0	0	0.00%
750.560.067 Car Allowance/Mileage	300	360	107	43	757	-60	-16.67%
Total Equipment Operations	5,411	14,471	3,334	3,517	3,839	-9,060	-62.61%
Materials							
750.560.102 Small Tools/Equipment	400	1,200	0	0	240	-800	-66.67%
750.560.104 General Supplies	1,185	1,185	521	1,588	2,989	0	0.00%
750.560.110 Uniform Clothing	1,000	1,000	431	934	978	0	0.00%
750.560.121 Restoration	0	0	0	0	0	0	0.00%
Total Materials	2,585	3,385	952	2,522	4,207	-800	-23.63%
Building and Maintenance							
750.560.162 Repairs	48,697	49,570	74,507	51,853	27,011	-873	-1.76%
750.560.163 Heat,Light,Power,Water	8,777	10,264	6,793	6,653	7,487	-1,487	-14.49%
750.560.173 Insurance-Bldg/Contents	512	594	494	1,061	3,347	-82	-13.80%
750.560.180 Improvements-Non TCA	0	0	0	0	17,135	0	0.00%
Total Building and Maintenance	57,986	60,428	81,794	59,567	54,980	-2,442	-4.04%
Office and Related Expenses							
750.560.306 Cellular Phones	0	240	0	50	195	-240	-100.00%
750.560.307 Printing	500	500	134	3	141	0	0.00%
Total Office and Related Expenses	500	740	134	53	336	-240	-32.43%

City of St Catharines
Carousel
2019 Operating Budget - Expenditures by Object

	2019	2018	2017	2016	2015	\$	Change %
	Budget	Budget	Actuals	Actuals	Actuals	2018	2018
						Budget	Budget
Other Service Charges							
750.560.417 Condition Assessment	0	0	-5,000	0	5,000	0	0.00%
750.560.444 ReSale Items	7,250	8,000	4,631	7,101	3,933	-750	-9.38%
750.560.450 Miscellaneous	0	0	-32	48	-48	0	0.00%
Total Other Service Charges	7,250	8,000	-401	7,149	8,885	-750	-9.38%
<hr/>							
Total Expenditures	149,524	161,369	127,553	153,964	160,480	-11,845	-7.34%
<hr/>							
Revenue							
750.560.805 Donations	-2,500	0	-3,328	-2,751	-2,519	-2,500	0.00%
750.560.831 Admissions	-20,000	-20,000	-10,657	-13,072	-13,514	0	0.00%
750.560.832 Carousel Rental	-5,000	-5,000	-1,366	-1,219	-2,486	0	0.00%
750.560.835 Sales - Retail Items	-12,000	-12,000	-8,841	-10,893	-9,704	0	0.00%
750.560.860 Vending Machine revenue	0	-500	-209	-431	-441	500	-100.00%
Total Revenue	-39,500	-37,500	-24,401	-28,366	-28,664	-2,000	5.33%
<hr/>							
Total Net Expenditures	110,024	123,869	103,152	125,598	131,816	-13,845	-11.18%

City of St Catharines
Port Dalhousie Harbour
2019 Operating Budget - Expenditures by Object

	2019	2018	2017	2016	2015	\$	Change %
						2018	2018
	Budget	Budget	Actuals	Actuals	Actuals	Budget	Budget
Object of Expenditure							
Materials							
750.565.102 Small Tools/Equipment	1,000	0	0	0	0	1,000	0.00%
Total Materials	1,000	0	0	0	0	1,000	0.00%
Building and Maintenance							
750.565.158 Share Federal Fees	22,000	22,000	23,063	20,631	21,721	0	0.00%
750.565.162 Repairs	12,674	12,393	37,543	6,177	9,891	281	2.27%
750.565.163 Heat,Light,Power,Water	4,630	4,410	2,299	3,643	3,086	220	4.99%
750.565.180 Improvements - NonTCA	13,000	0	0	0	22,519	13,000	0.00%
Total Building and Maintenance	52,304	38,803	62,905	30,451	57,217	13,501	34.79%
Contracts							
750.565.205 Contract-security	0	1,560	0	0	0	-1,560	-100.00%
750.565.206 Cont-Garb/portable	2,016	2,016	0	1,511	493	0	0.00%
Total Contracts	2,016	3,576	0	1,511	493	-1,560	-43.62%
Office and Related Expenses							
750.565.307 Printing	0	0	0	103	0	0	0.00%
750.565.309 Advertising	0	0	0	10	0	0	0.00%
Total Office and Related Expenses	0	0	0	113	0	0	0.00%
Other Service Charges							
750.565.417 Study/Consulting Fees	0	10,000	0	0	0	-10,000	-100.00%
750.565.450 Miscellaneous	0	0	25	1,760	0	0	0.00%
Total Other Service Charges	0	10,000	25	1,760	0	-10,000	-100.00%
Tangible Capital Assets							
750.565.384 TCA - Current Year Deprec	0	0	8,090	8,308	11,210	0	0.00%
750.565.387 Loss on Disposal	0	0	0	41,219	0	0	0.00%
750.565.389 TCA Offset	0	0	-8,090	-49,528	-11,210	0	0.00%
Total Tangible Capital Assets	0	0	0	-1	0	0	0.00%
Total Expenditures	55,320	52,379	62,930	33,834	57,710	2,941	5.61%
Revenue							
750.565.814 Pt Dalh Pier Inc-Marina	-85,000	-78,521	-85,457	-78,521	-82,431	-6,479	8.25%
750.565.864 Seasonal Dockage	-2,515	-2,515	0	-2,515	-2,515	0	0.00%

City of St Catharines
Port Dalhousie Harbour
2019 Operating Budget - Expenditures by Object

	2019	2018	2017	2016	2015	\$	Change %
	Budget	Budget	Actuals	Actuals	Actuals	2018	2018
						Budget	Budget
750.565.865 Transient Dockage	0	0	0	-200	-200	0	0.00%
750.565.866 Upland Leases	-23,024	-23,024	-23,024	-23,024	-23,024	0	0.00%
Total Revenue	-110,539	-104,060	-108,481	-104,260	-108,170	-6,479	6.23%
Total Net Expenditures	-55,219	-51,681	-45,551	-70,426	-50,460	-3,538	6.85%

City of St Catharines
Harriet Tubman Programming
2019 Operating Budget - Expenditures by Object

	2019	2018	2017	2016	2015	\$	Change %
	Budget	Budget	Actuals	Actuals	Actuals	2018	2018
						Budget	Budget
Object of Expenditure							
Salaries and Wages							
750.570.003 Salaries/Wages-Ext Svce	0	0	6,817	0	0	0	0.00%
750.570.007 Holiday/Vacation Pay	0	0	214	0	0	0	0.00%
750.570.012 Allocation	0	0	13,928	0	0	0	0.00%
Total Salaries and Wages	0	0	20,959	0	0	0	0.00%
Benefits							
750.570.030 Pensions	0	0	6	0	0	0	0.00%
750.570.031 Other Benefits	0	0	11	0	0	0	0.00%
750.570.032 Workers Compensation	0	0	18	0	0	0	0.00%
750.570.033 Employment Insurance	0	0	13	0	0	0	0.00%
Total Benefits	0	0	48	0	0	0	0.00%
Equipment Operations							
750.570.054 Repairs - Equipment	0	500	72	0	0	-500	-100.00%
Total Equipment Operations	0	500	72	0	0	-500	-100.00%
Materials							
750.570.104 General Program Supplies	750	750	454	0	0	0	0.00%
Total Materials	750	750	454	0	0	0	0.00%
Contracts							
750.570.229 Instructor Fees	15,000	24,850	11,878	0	0	-9,850	-39.64%
Total Contracts	15,000	24,850	11,878	0	0	-9,850	-39.64%
Total Expenditures	15,750	26,100	33,411	0	0	-10,350	-39.66%
Revenue							
750.570.833 Program Revenue	-25,000	-35,000	-15,816	0	0	10,000	-28.57%
Total Revenue	-25,000	-35,000	-15,816	0	0	10,000	-28.57%
Total Net Expenditures	-9,250	-8,900	17,595	0	0	-350	3.93%

City of St Catharines
Garden City Arena Operations
2019 Operating Budget - Expenditures by Object

	2019	2018	2017	2016	2015	\$	Change %	
	Budget	Budget	Actuals	Actuals	Actuals	2018	2018	
						Budget	Budget	
Object of Expenditure								
Salaries and Wages								
750.600.001	Salaries/Wages-Regular	378,727	372,552	484,328	430,314	419,175	6,175	1.66%
750.600.002	Salaries/Wages-Overtime	20,004	20,004	33,895	29,288	29,491	0	0.00%
750.600.003	Salaries/Wages-Ext Svce	59,951	61,637	41,208	38,059	37,026	-1,686	-2.74%
750.600.006	Sick Pay	25,002	25,002	28,583	41,545	30,454	0	0.00%
750.600.007	Holiday/Vacation Pay	58,375	55,715	76,942	70,504	84,690	2,660	4.77%
750.600.009	Doctor's Appointments	300	300	278	238	231	0	0.00%
750.600.012	Allocation-administration	0	0	0	2,008	12,578	0	0.00%
	Total Salaries and Wages	542,359	535,210	665,234	611,956	613,645	7,149	1.34%
Benefits								
750.600.030	Pensions	66,394	69,686	94,273	96,108	89,961	-3,292	-4.72%
750.600.031	Other Benefits	106,810	93,079	105,862	95,135	109,539	13,731	14.75%
750.600.032	Workers Compensation	18,209	18,606	145,788	22,176	21,578	-397	-2.13%
750.600.033	Employment Insurance	11,053	10,759	12,995	15,725	14,853	294	2.73%
750.600.040	Meal Allowance	200	200	93	83	185	0	0.00%
750.600.041	Safety Shoes	1,575	1,575	1,575	1,925	2,625	0	0.00%
	Total Benefits	204,241	193,905	360,586	231,152	238,741	10,336	5.33%
Equipment Operations								
750.600.050	Rentals	4,500	4,500	4,454	4,346	2,663	0	0.00%
750.600.053	Service Contracts	39,951	36,010	38,425	24,395	33,535	3,941	10.94%
750.600.054	Repairs-equipment	16,100	14,100	1,568	8,110	4,027	2,000	14.18%
750.600.066	Fuel-Gasoline/Diesel	500	500	0	0	0	0	0.00%
750.600.072	Equipment Expense	28,589	39,060	28,996	26,335	29,939	-10,471	-26.81%
	Total Equipment Operations	89,640	94,170	73,443	63,186	70,164	-4,530	-4.81%
Materials								
750.600.102	Small Tools /Equipment	3,000	4,000	975	578	8,339	-1,000	-25.00%
750.600.109	Safety/Protective Equipt	1,500	1,500	902	1,554	140	0	0.00%
750.600.110	UniformClothing	2,000	2,000	1,400	1,601	86	0	0.00%
	Total Materials	6,500	7,500	3,277	3,733	8,565	-1,000	-13.33%
Building and Maintenance								
750.600.152	Gen Bldg Mtncce Supplies	21,500	21,500	23,202	20,375	13,660	0	0.00%
750.600.153	Snow Removal	5,000	7,000	3,872	2,769	7,016	-2,000	-28.57%
750.600.162	Repairs	84,394	97,466	90,098	103,537	64,032	-13,072	-13.41%
750.600.163	Heat Light,Power,Water	371,817	393,750	412,683	416,586	326,894	-21,933	-5.57%
750.600.173	Insurance-Bldg/Contents	12,274	12,596	12,136	12,377	12,030	-322	-2.56%
750.600.180	Improvements-Non TCA	0	5,000	0	0	0	-5,000	-100.00%
	Total Building and Maintenance	494,985	537,312	541,991	555,644	423,632	-42,327	-7.88%

City of St Catharines
Garden City Arena Operations
2019 Operating Budget - Expenditures by Object

	2019	2018	2017	2016	2015	\$	Change %	
	Budget	Budget	Actuals	Actuals	Actuals	2018	2018	
						Budget	Budget	
Contracts								
750.600.206	Contracts-Garbage	4,820	4,680	4,784	4,835	4,553	140	2.99%
750.600.235	Contract-Pest Control	600	600	418	566	304	0	0.00%
Total Contracts		5,420	5,280	5,202	5,401	4,857	140	2.65%
Office and Related Expenses								
750.600.301	Advertising Production	500	500	0	0	573	0	0.00%
750.600.302	Insurance-Liability	11,548	11,794	11,494	12,730	14,444	-246	-2.09%
750.600.306	Cellular Phones	1,440	1,440	937	572	906	0	0.00%
750.600.310	Office Supplies	100	600	0	594	474	-500	-83.33%
750.600.330	Furniture/Equipment NTCA	800	3,750	0	0	777	-2,950	-78.67%
Total Office and Related Expenses		14,388	18,084	12,431	13,896	17,174	-3,696	-20.44%
Properties								
750.600.351	Replacement-Micros	0	0	0	1,204	0	0	0.00%
750.600.353	Motor Vehicles	0	0	0	0	0	0	0.00%
750.600.356	Bldg & Improvements	30,000	0	0	0	0	30,000	0.00%
Total Properties		30,000	0	0	1,204	0	30,000	0.00%
Other Service Charges								
750.600.402	Technical Training	5,000	7,500	1,578	721	995	-2,500	-33.33%
750.600.405	Subscriptions/Memb'ships	750	850	487	735	210	-100	-11.76%
750.600.417	Consulting fees	0	0	-674	-2,586	0	0	0.00%
750.600.448	Transfer to Reserve	0	0	0	0	0	0	0.00%
750.600.450	Miscellaneous	0	0	0	0	0	0	0.00%
Total Other Service Charges		5,750	8,350	1,391	-1,130	1,205	-2,600	-31.14%
Tangible Capital Assets								
750.600.380	TCA - Capitalized Assets	0	0	-84,889	-1,204	-6,500	0	0.00%
750.600.384	TCA - Current Year Deprec	0	0	121,642	117,513	121,553	0	0.00%
750.600.389	TCA Offset	0	0	-36,753	-116,310	-115,053	0	0.00%
Total Tangible Capital Assets		0	0	0	-1	0	0	0.00%
Total Expenditures		1,393,283	1,399,811	1,663,555	1,485,041	1,377,983	-6,528	-0.47%
Revenue								
750.600.807	Meeting Room Rentals	-1,200	-900	-1,214	-1,100	-887	-300	33.33%
750.600.814	Rent-various users	-9,500	-9,000	-9,730	-8,803	-8,340	-500	5.56%
750.600.836	Obsolete Veh/Machinery Sale	0	0	0	0	0	0	0.00%
750.600.840	Rentals-Special Events	0	0	0	0	0	0	0.00%

City of St Catharines
Garden City Arena Operations
2019 Operating Budget - Expenditures by Object

	2019	2018	2017	2016	2015	\$	Change %
	Budget	Budget	Actuals	Actuals	Actuals	2018	2018
						Budget	Budget
750.600.850 Advertising	0	-1,500	-1,021	-750	-1,408	1,500	-100.00%
750.600.869 Practice Rentals	-485,000	-485,000	-477,520	-485,214	-468,291	0	0.00%
750.600.870 Public Skating	-7,500	-6,500	-7,503	-4,373	-6,512	-1,000	15.38%
750.600.900 Transfer from Reserve	-30,000	0	-2,849	0	0	-30,000	0.00%
750.600.950 Allocn-Bill Burgoyne	0	0	-18,149	0	-50,577	0	0.00%
750.600.953 Allocation-Pools/Beaches	0	0	-72,597	-50,210	-56,197	0	0.00%
750.600.955 Allocation-Sportsplex	0	0	-102,847	0	-56,197	0	0.00%
Total Revenue	-533,200	-502,900	-693,430	-550,450	-648,409	-30,300	6.03%
Total Net Expenditures	860,083	896,911	970,125	934,591	729,574	-36,828	-4.11%

City of St Catharines
Bill Burgoyne Arena
2019 Operating Budget - Expenditures by Object

	2019	2018	2017	2016	2015	\$	Change %	
	Budget	Budget	Actuals	Actuals	Actuals	2018	2018	
						Budget	Budget	
Object of Expenditure								
Salaries and Wages								
750.605.001	Salaries/Wages-Regular	111,836	109,822	103,991	112,905	128,713	2,014	1.83%
750.605.002	Salaries/Wages-Overtime	9,001	9,001	12,477	2,813	9,465	0	0.00%
750.605.003	Salaries/Wages-Ext Svce	38,847	39,882	21,798	18,362	21,711	-1,035	-2.60%
750.605.006	Sick Pay	10,001	10,001	12,227	16,580	2,172	0	0.00%
750.605.007	Holiday/Vacation Pay	20,341	20,155	31,946	26,774	21,545	186	0.92%
750.605.009	Doctor's Appointments	200	100	178	164	74	100	100.00%
750.605.012	Allocation-Complex	0	0	18,149	14,059	63,155	0	0.00%
	Total Salaries and Wages	190,226	188,961	200,766	191,657	246,835	1,265	0.67%
Benefits								
750.605.030	Pensions	22,249	21,756	22,829	21,946	21,863	493	2.27%
750.605.031	Other Benefits	29,073	26,221	27,372	25,747	29,690	2,852	10.88%
750.605.032	Workers Compensation	6,229	5,867	5,279	4,685	4,762	362	6.17%
750.605.033	Employment Insurance	3,876	3,812	3,313	3,713	3,623	64	1.68%
750.605.040	Meal Allowance	0	0	56	0	19	0	0.00%
750.605.041	Safety Shoes	525	525	525	525	0	0	0.00%
	Total Benefits	61,952	58,181	59,374	56,616	59,957	3,771	6.48%
Equipment Operations								
750.605.050	Rentals	1,500	1,500	2,678	1,287	1,437	0	0.00%
750.605.053	Service Contracts	16,275	20,380	9,189	12,637	10,572	-4,105	-20.14%
750.605.054	Repairs-equipment	18,125	12,300	0	4,920	5,802	5,825	47.36%
750.605.072	Equipment Expense	12,505	12,722	12,154	11,168	11,777	-217	-1.71%
	Total Equipment Operations	48,405	46,902	24,021	30,012	29,588	1,503	3.20%
Materials								
750.605.102	Small Tools/Equipment	11,300	4,800	772	625	7,963	6,500	135.42%
750.605.109	Safety/Protective Equipt	500	500	446	37	39	0	0.00%
750.605.110	Uniform Clothing	1,000	1,000	800	774	143	0	0.00%
	Total Materials	12,800	6,300	2,018	1,436	8,145	6,500	103.17%
Building and Maintenance								
750.605.152	Gen Bldg Mtncce Supplies	6,200	6,200	5,622	6,187	5,012	0	0.00%
750.605.153	Contract-Snow Removal	3,250	3,500	2,050	857	3,221	-250	-7.14%
750.605.162	Repairs	44,360	42,178	31,898	42,718	33,892	2,182	5.17%
750.605.163	Heat,Light,Power,Water	109,684	109,223	103,422	97,815	96,124	461	0.42%
750.605.173	Insurance-Bldg/Contents	3,321	3,471	3,279	3,687	4,579	-150	-4.32%
750.605.180	Improvements - non TCA	2,000	7,000	0	19,429	0	-5,000	-71.43%
	Total Building and Maintenance	168,815	171,572	146,271	170,693	142,828	-2,757	-1.61%

City of St Catharines
Bill Burgoyne Arena
2019 Operating Budget - Expenditures by Object

	2019	2018	2017	2016	2015	\$	Change %
	Budget	Budget	Actuals	Actuals	Actuals	2018	2018
						Budget	Budget
Contracts							
750.605.200 Contracts-General	1,000	1,000	875	185	185	0	0.00%
750.605.206 Contracts-Garbage Coll'n	2,100	2,760	2,057	1,675	1,958	-660	-23.91%
750.605.235 Contract-Pest Control	460	460	380	380	380	0	0.00%
Total Contracts	3,560	4,220	3,312	2,240	2,523	-660	-15.64%
Office and Related Expenses							
750.605.301 Advertising Production	500	500	0	0	129	0	0.00%
750.605.302 Insurance Liability	7,700	8,063	7,663	8,487	9,629	-363	-4.50%
750.605.310 Office Supplies	150	300	7	298	317	-150	-50.00%
Total Office and Related Expenses	8,350	8,863	7,670	8,785	10,075	-513	-5.79%
Properties							
750.605.356 Bldg & Improvements	20,000	0	0	0	0	20,000	0.00%
Total Properties	20,000	0	0	0	0	20,000	0.00%
Other Service Charges							
750.605.402 Training	3,500	3,500	0	0	0	0	0.00%
750.605.417 Study/Consulting Fees	0	0	-419	4,609	0	0	0.00%
Total Other Service Charges	3,500	3,500	-419	4,609	0	0	0.00%
Total Expenditures	517,608	488,499	443,013	466,048	499,951	29,109	5.96%
Revenue							
750.605.814 Rent	-13,661	-14,200	-14,590	-14,173	-12,069	539	-3.80%
750.605.850 Advertising	0	-2,200	-1,250	-1,250	-2,195	2,200	-100.00%
750.605.869 Practice Rentals	-210,000	-210,000	-208,700	-201,322	-210,034	0	0.00%
750.605.870 Public Skating	-8,000	-9,500	-6,908	-6,732	-9,160	1,500	-15.79%
750.605.900 Reserve Transfer	-20,000	0	0	0	0	-20,000	0.00%
Total Revenue	-251,661	-235,900	-231,448	-223,477	-233,458	-15,761	6.68%
Total Net Expenditures	265,947	252,599	211,565	242,571	266,493	13,348	5.28%

City of St Catharines
Haig Bowl Arena
2019 Operating Budget - Expenditures by Object

	2019	2018	2017	2016	2015	\$	Change %
	Budget	Budget	Actuals	Actuals	Actuals	2018	2018
						Budget	Budget
Object of Expenditure							
Salaries and Wages							
750.610.001 Salaries/Wages-Regular	0	0	344	55	6	0	0.00%
750.610.012 Allocation-Complex	0	0	0	2,008	0	0	0.00%
Total Salaries and Wages	0	0	344	2,063	6	0	0.00%
Equipment Operations							
750.610.050 Rentals	0	0	32	0	26	0	0.00%
750.610.053 Service Contracts	2,665	2,665	1,935	2,246	2,917	0	0.00%
Total Equipment Operations	2,665	2,665	1,967	2,246	2,943	0	0.00%
Building and Maintenance							
750.610.152 Gen Bldg Mtncs Supplies	0	0	14	10	11	0	0.00%
750.610.161 Graffiti Removal	0	0	0	0	0	0	0.00%
750.610.162 Repairs	2,535	2,718	1,776	638	3,758	-183	-6.73%
750.610.173 Insurance-Bldg/Contents	540	524	417	1,452	3,742	16	3.05%
Total Building and Maintenance	3,075	3,242	2,207	2,100	7,511	-167	-5.15%
Office and Related Expenses							
750.610.302 Insurance-Liability	7,705	8,063	7,663	8,487	9,629	-358	-4.44%
Total Office and Related Expenses	7,705	8,063	7,663	8,487	9,629	-358	-4.44%
Other Service Charges							
750.610.417 Study/Consulting Fees	0	0	-419	-391	0	0	0.00%
750.610.448 Transfer to Reserves	0	0	0	0	0	0	0.00%
750.610.450 Miscellaneous	0	0	0	0	0	0	0.00%
Total Other Service Charges	0	0	-419	-391	0	0	0.00%
Total Expenditures	13,445	13,970	11,762	14,505	20,089	-525	-3.76%
Revenue							
750.610.835 Obsolete VEhicle Sales	0	0	0	0	0	0	0.00%
Total Revenue	0	0	0	0	0	0	0.00%
Total Net Expenditures	13,445	13,970	11,762	14,505	20,089	-525	-3.76%

City of St Catharines
Merritton Arena
2019 Operating Budget - Expenditures by Object

	2019	2018	2017	2016	2015	\$	Change %
	Budget	Budget	Actuals	Actuals	Actuals	2018	2018
						Budget	Budget
Object of Expenditure							
Salaries and Wages							
750.615.001 Salaries, Wages-regular	0	0	0	211	0	0	0.00%
750.615.012 Allocation	0	0	0	2,008	5,620	0	0.00%
Total Salaries and Wages	0	0	0	2,219	5,620	0	0.00%
Equipment Operations							
750.615.050 Equipment Rental	0	0	0	8	0	0	0.00%
750.615.053 Service Contracts	9,375	7,410	9,291	8,358	9,369	1,965	26.52%
750.615.054 Equipment Repairs	7,300	26,700	0	0	577	-19,400	-72.66%
Total Equipment Operations	16,675	34,110	9,291	8,366	9,946	-17,435	-51.11%
Building and Maintenance							
750.615.152 Bldg Maintenance Supplies	0	0	49	97	6,544	0	0.00%
750.615.153 Contract - Snow Removal	5,500	5,500	4,037	3,311	6,132	0	0.00%
750.615.162 Repairs-building	29,151	28,503	18,148	28,097	20,513	648	2.27%
750.615.173 Insurance-Bldg,Contents	3,157	3,259	3,105	3,294	2,697	-102	-3.13%
750.615.180 Improvements-Non TCA	0	0	4,000	0	0	0	0.00%
Total Building and Maintenance	37,808	37,262	29,339	34,799	35,886	546	1.47%
Other Service Charges							
750.615.417 Study/Consulting Fees	0	0	-419	4,609	0	0	0.00%
Total Other Service Charges	0	0	-419	4,609	0	0	0.00%
Total Expenditures	54,483	71,372	38,211	49,993	51,452	-16,889	-23.66%
Total Net Expenditures	54,483	71,372	38,211	49,993	51,452	-16,889	-23.66%

City of St Catharines
Seymour Hannah Complex
2019 Operating Budget - Expenditures by Object

	2019	2018	2017	2016	2015	\$	Change %	
	Budget	Budget	Actuals	Actuals	Actuals	2018	2018	
						Budget	Budget	
Object of Expenditure								
Salaries and Wages								
750.620.001	Salaries,Wages-regular	621,081	611,077	455,933	456,753	485,457	10,004	1.64%
750.620.002	Salaries/Wages-Overtime	35,001	25,002	48,731	28,826	35,529	9,999	39.99%
750.620.003	Salaries,Wages-Extra	144,238	146,012	137,047	126,057	125,159	-1,774	-1.21%
750.620.006	Sick Pay	23,000	23,000	16,423	14,774	26,989	0	0.00%
750.620.007	Holiday/Vacation Pay	84,065	82,128	83,246	82,203	90,293	1,937	2.36%
750.620.008	Modified Work	0	0	370	0	20,778	0	0.00%
750.620.009	Doctor's Appointments	900	900	857	881	1,015	0	0.00%
750.620.012	Allocations	0	0	102,847	0	81,353	0	0.00%
Total Salaries and Wages		908,285	888,119	845,454	709,494	866,573	20,166	2.27%
Benefits								
750.620.030	Pensions	105,537	97,695	83,538	74,204	81,345	7,842	8.03%
750.620.031	Other Benefits	139,178	132,851	100,278	92,279	118,689	6,327	4.76%
750.620.032	Workers Compensation	28,878	24,334	22,997	18,517	21,159	4,544	18.67%
750.620.033	Employment Insurance	18,739	18,145	13,666	14,201	16,090	594	3.27%
750.620.040	Meal Allowance	502	502	296	93	305	0	0.00%
750.620.041	Safety shoes	2,100	2,074	1,925	1,750	1,925	26	1.25%
Total Benefits		294,934	275,601	222,700	201,044	239,513	19,333	7.01%
Equipment Operations								
750.620.050	Equipment Rental	2,000	2,000	2,288	1,200	2,402	0	0.00%
750.620.053	Service Contracts	60,943	60,943	52,603	50,073	50,003	0	0.00%
750.620.054	Equipment Repairs	52,600	36,800	18,163	12,008	25,305	15,800	42.93%
750.620.072	Equipment Expense	45,812	46,913	46,960	44,837	48,931	-1,101	-2.35%
Total Equipment Operations		161,355	146,656	120,014	108,118	126,641	14,699	10.02%
Materials								
750.620.102	Small tools and equipment	31,200	30,500	6,238	13,892	8,557	700	2.30%
750.620.109	Protective Clothing	2,000	2,000	2,071	1,356	1,424	0	0.00%
750.620.110	Uniforms	3,500	3,500	2,891	2,035	84	0	0.00%
Total Materials		36,700	36,000	11,200	17,283	10,065	700	1.94%
Building and Maintenance								
750.620.150	Clean'g Service/Custodian	600	600	0	0	0	0	0.00%
750.620.152	Bldg Maintenance Supplies	32,000	32,000	29,060	24,369	21,238	0	0.00%
750.620.153	Snow Removal	2,500	2,500	1,348	2,004	2,718	0	0.00%
750.620.157	Taxes	27,565	27,565	26,505	25,300	25,319	0	0.00%
750.620.162	Bldg Repairs	139,416	136,318	151,821	124,453	98,271	3,098	2.27%
750.620.163	Heat,Light,Power,Water	726,095	720,000	683,533	635,764	685,362	6,095	0.85%
750.620.164	Signage	1,000	1,000	1,235	125	565	0	0.00%

City of St Catharines
Seymour Hannah Complex
2019 Operating Budget - Expenditures by Object

	2019	2018	2017	2016	2015	\$	Change %
	Budget	Budget	Actuals	Actuals	Actuals	2018	2018
						Budget	Budget
750.620.173 Insurance-Bldg,Contents	11,790	11,835	11,635	11,752	9,906	-45	-0.38%
750.620.180 Improvements-Non TCA	10,000	20,000	-2,228	5,000	-4,705	-10,000	-50.00%
Total Building and Maintenance	950,966	951,818	902,909	828,767	838,674	-852	-0.09%
Contracts							
750.620.200 Contract-General	3,300	5,000	1,750	2,085	2,735	-1,700	-34.00%
750.620.201 Contract-garbage	7,500	5,945	7,490	7,120	5,896	1,555	26.16%
750.620.205 Contracts-Security	1,500	0	9,534	0	0	1,500	0.00%
750.620.235 Contracts-Pest Control	600	600	488	675	721	0	0.00%
Total Contracts	12,900	11,545	19,262	9,880	9,352	1,355	11.74%
Office and Related Expenses							
750.620.301 Advertising Production	7,500	7,500	4,986	7,454	4,950	0	0.00%
750.620.302 Insurance-Liability	11,548	11,794	11,403	12,644	17,483	-246	-2.09%
750.620.306 Cellular Phones	1,440	1,440	1,648	1,216	1,394	0	0.00%
750.620.307 Printing	150	150	194	11	105	0	0.00%
750.620.308 Copying and Prints	1,500	1,500	1,267	1,267	1,356	0	0.00%
750.620.310 Office Supplies	600	600	568	610	715	0	0.00%
750.620.330 Furniture/Equipment NTCA	0	0	538	0	0	0	0.00%
Total Office and Related Expenses	22,738	22,984	20,604	23,202	26,003	-246	-1.07%
Properties							
750.620.351 Replacements-PCs,hardwar	0	0	0	1,204	0	0	0.00%
750.620.356 Buildings/Improvements	0	0	43,199	0	0	0	0.00%
Total Properties	0	0	43,199	1,204	0	0	0.00%
Other Service Charges							
750.620.401 Conferences/Conventions	0	0	785	1,900	840	0	0.00%
750.620.402 Training	6,000	8,000	5,551	3,453	3,188	-2,000	-25.00%
750.620.405 Subscriptions/Memberships	1,100	1,100	834	1,095	935	0	0.00%
750.620.417 Study/Consulting Fees	0	10,000	16,819	-753	20,420	-10,000	-100.00%
750.620.448 Transfer to Reserve	0	0	27,493	0	0	0	0.00%
750.620.449 Class over/short	0	0	1	0	0	0	0.00%
750.620.450 Miscellaneous	0	0	402	0	0	0	0.00%
Total Other Service Charges	7,100	19,100	51,885	5,695	25,383	-12,000	-62.83%
Total Expenditures	2,394,978	2,351,823	2,237,227	1,904,687	2,142,204	43,155	1.83%
Revenue							
750.620.800 Miscellaneous Revenue	0	0	-27,545	-142	-118	0	0.00%

City of St Catharines
Seymour Hannah Complex
2019 Operating Budget - Expenditures by Object

	2019	2018	2017	2016	2015	\$	Change %
	Budget	Budget	Actuals	Actuals	Actuals	2018	2018
						Budget	Budget
750.620.814 Rent-various	-127,000	-127,000	-123,641	-91,848	-126,873	0	0.00%
750.620.834 Miscellaneous Recoverable	0	0	0	0	0	0	0.00%
750.620.840 Rentals-Special Events	-15,000	-15,000	-12,446	-12,837	-14,746	0	0.00%
750.620.850 Advertising Revenue	0	-43,000	-26,323	-36,426	-35,750	43,000	-100.00%
750.620.860 Vending Machines	-25,000	-25,000	-22,415	-21,376	-23,348	0	0.00%
750.620.869 Practice Rentals	-1,620,000	-1,420,000	-1,358,646	-1,238,588	-1,372,580	-200,000	14.08%
750.620.870 Public Skating Revenue	-70,000	-70,000	-59,187	-49,529	-53,206	0	0.00%
750.620.871 Lacrosse Revenue	0	-200,000	0	0	0	200,000	-100.00%
750.620.877 Special Fee-surcharges	-165,000	-165,000	-140,846	-135,002	-147,020	0	0.00%
750.620.900 Transfer from Reserve	0	0	-43,199	0	0	0	0.00%
750.620.950 Allocations-arenas	0	0	0	-20,083	0	0	0.00%
Total Revenue	-2,022,000	-2,065,000	-1,814,248	-1,605,831	-1,773,641	43,000	-2.08%
Total Net Expenditures	372,978	286,823	422,979	298,856	368,563	86,155	30.04%

City of St Catharines
Municipal Golf Course
2019 Operating Budget - Expenditures by Object

	2019	2018	2017	2016	2015	\$	Change %	
	Budget	Budget	Actuals	Actuals	Actuals	2018	2018	
						Budget	Budget	
Object of Expenditure								
Salaries and Wages								
750.700.001	Salaries/Wages-Regular	46,046	45,208	51,637	89,536	33,213	838	1.85%
750.700.002	Salaries/Wages-Overtime	5,002	5,002	2,893	5,020	3,416	0	0.00%
750.700.003	Salaries/Wages-extra	227,321	223,403	169,486	134,284	189,199	3,918	1.75%
750.700.006	Sick Pay	501	501	659	823	503	0	0.00%
750.700.007	Holiday/Vacation Pay	18,803	18,566	17,830	16,861	20,757	237	1.28%
750.700.009	Doctor's Appointments	50	50	78	77	48	0	0.00%
	Total Salaries and Wages	297,723	292,730	242,583	246,601	247,136	4,993	1.71%
Benefits								
750.700.030	Pensions	22,221	22,778	17,739	17,708	25,261	-557	-2.45%
750.700.031	Other Benefits	22,893	17,072	11,691	10,339	15,128	5,821	34.10%
750.700.032	Workers Compensation	9,453	8,309	5,906	5,899	7,540	1,144	13.77%
750.700.033	Employment Insurance	6,162	5,965	4,093	5,187	6,658	197	3.30%
750.700.040	Meal Allowance	51	51	0	9	9	0	0.00%
750.700.041	Safety Shoes	175	175	175	175	525	0	0.00%
	Total Benefits	60,955	54,350	39,604	39,317	55,121	6,605	12.15%
Equipment Operations								
750.700.050	Rentals	50,000	53,000	49,608	38,826	69,380	-3,000	-5.66%
750.700.053	Service Contracts	4,500	4,500	3,433	3,568	4,492	0	0.00%
750.700.054	Repairs-equipment	1,000	1,000	464	78	378	0	0.00%
750.700.066	Fuel-Gasoline, Diesel	10,000	8,000	8,109	8,357	8,245	2,000	25.00%
750.700.068	Equipm't Operat'n Surplus	-27,382	-28,592	-21,161	-9,134	-29,399	1,210	-4.23%
750.700.071	Irrigation Repairs	6,000	5,000	3,643	5,395	2,476	1,000	20.00%
	Total Equipment Operations	44,118	42,908	44,096	47,090	55,572	1,210	2.82%
Materials								
750.700.101	Construction General	5,500	5,500	5,510	2,043	4,853	0	0.00%
750.700.102	Small Tools/Equipment	1,500	1,500	1,575	1,222	1,756	0	0.00%
750.700.104	General Supplies	25,000	35,000	25,119	17,383	33,921	-10,000	-28.57%
750.700.109	Safety/Protective Equipt	300	300	576	290	210	0	0.00%
750.700.110	Uniform Clothing	100	950	819	953	870	-850	-89.47%
750.700.112	Resale Items	1,500	1,500	738	1,697	1,420	0	0.00%
750.700.127	Concession Purchases	10,000	12,000	7,874	9,828	8,745	-2,000	-16.67%
750.700.139	Concession purch- liquor	19,000	18,000	18,453	17,645	21,047	1,000	5.56%
750.700.140	Concession supplies	100	100	0	0	26	0	0.00%
	Total Materials	63,000	74,850	60,664	51,061	72,848	-11,850	-15.83%
Building and Maintenance								
750.700.152	Gen Bldg Mtnce Supplies	500	500	1,111	343	316	0	0.00%

City of St Catharines
Municipal Golf Course
2019 Operating Budget - Expenditures by Object

	2019	2018	2017	2016	2015	\$	Change %
	Budget	Budget	Actuals	Actuals	Actuals	2018	2018
						Budget	Budget
750.700.159 CNR Leases	1,000	1,000	0	1,000	0	0	0.00%
750.700.162 Repairs	10,139	9,914	19,832	8,367	7,415	225	2.27%
750.700.163 Heat,Light,Power,Water	120,082	115,316	69,141	129,914	82,474	4,766	4.13%
750.700.173 Insurance-Bldg/Contents	876	987	858	1,036	1,923	-111	-11.25%
Total Building and Maintenance	132,597	127,717	90,942	140,660	92,128	4,880	3.82%
Contracts							
750.700.200 Contracts-golf carts	21,500	16,000	21,993	21,231	0	5,500	34.38%
750.700.206 Contract-Garbage Coll'n	720	720	695	400	444	0	0.00%
750.700.235 Contract - Pest Control	300	300	0	130	0	0	0.00%
Total Contracts	22,520	17,020	22,688	21,761	444	5,500	32.31%
Office and Related Expenses							
750.700.302 Insurance-Liability	4,988	5,134	4,934	5,465	6,200	-146	-2.84%
750.700.305 Telephone	1,800	3,500	1,769	1,678	1,717	-1,700	-48.57%
750.700.306 Cellular Phones	1,920	1,920	858	539	804	0	0.00%
750.700.307 Printing	350	350	981	94	-167	0	0.00%
750.700.309 Advertising	11,000	11,000	11,000	6,126	9,354	0	0.00%
750.700.310 Office Supplies	150	150	0	17	588	0	0.00%
750.700.318 Cash Processing fees	2,900	2,500	2,910	2,849	2,767	400	16.00%
Total Office and Related Expenses	23,108	24,554	22,452	16,768	21,263	-1,446	-5.89%
Properties							
750.700.351 Replacement-micros	0	0	0	1,204	0	0	0.00%
750.700.354 Other Equipment	0	5,000	0	0	0	-5,000	-100.00%
Total Properties	0	5,000	0	1,204	0	-5,000	-100.00%
Other Service Charges							
750.700.402 Training	500	500	380	0	0	0	0.00%
750.700.405 Subscriptions/Memb'ships	850	1,000	800	800	0	-150	-15.00%
750.700.417 Study/Consulting Fees	0	0	1,219	1,219	1,033	0	0.00%
750.700.443 Discounts	-700	-700	457	82	222	0	0.00%
750.700.445 Gift Certificates	-1,200	-1,200	-171	-742	-602	0	0.00%
750.700.446 Rainchecks	0	0	-1,714	-1,021	-646	0	0.00%
750.700.450 Miscellaneous	0	0	89	0	0	0	0.00%
Total Other Service Charges	-550	-400	1,060	338	7	-150	37.50%
Total Expenditures	643,471	638,729	524,089	564,800	544,519	4,742	0.74%
Revenue							

City of St Catharines
Municipal Golf Course
2019 Operating Budget - Expenditures by Object

	2019	2018	2017	2016	2015	\$	Change %
	Budget	Budget	Actuals	Actuals	Actuals	2018	2018
						Budget	Budget
750.700.800 Misc Revenue	0	0	-250	-365	-270	0	0.00%
750.700.814 Pro Shop Rentals	-62,000	-62,000	-58,498	-62,522	-56,585	0	0.00%
750.700.830 Memberships	-12,500	-12,000	-12,390	-12,389	-11,195	-500	4.17%
750.700.850 Advertising	0	-5,000	0	0	0	5,000	-100.00%
750.700.856 Green Fees	-160,000	-175,000	-142,944	-165,113	-165,017	15,000	-8.57%
750.700.857 Concession Sales	-15,000	-15,000	-9,791	-12,052	-11,201	0	0.00%
750.700.860 Vending Machines	-8,200	0	-8,128	-8,128	-6,886	-8,200	0.00%
750.700.861 Liquor Sales	-45,000	-45,000	-33,727	-38,500	-42,194	0	0.00%
750.700.900 Transfer from Reserve	0	0	-12,699	0	0	0	0.00%
750.700.928 Activity Pack Fees	-35,000	-35,000	-23,117	-28,789	-21,295	0	0.00%
750.700.940 Pro Shop Sales	-3,500	-3,500	-2,357	-3,155	-3,052	0	0.00%
750.700.950 Allocation-Horticulture	0	0	0	-9,025	-9,025	0	0.00%
Total Revenue	-341,200	-352,500	-303,901	-340,038	-326,720	11,300	-3.21%
Total Net Expenditures	302,271	286,229	220,188	224,762	217,799	16,042	5.60%

City of St Catharines
Concessions
2019 Operating Budget - Expenditures by Object

	2019	2018	2017	2016	2015	\$	Change %
	Budget	Budget	Actuals	Actuals	Actuals	2018	2018
						Budget	Budget
Object of Expenditure							
Equipment Operations							
750.705.053 Service Contracts	500	728	20	509	644	-228	-31.32%
Total Equipment Operations	500	728	20	509	644	-228	-31.32%
Building and Maintenance							
750.705.162 Repairs-building	500	500	0	0	477	0	0.00%
Total Building and Maintenance	500	500	0	0	477	0	0.00%
Other Service Charges							
750.705.417 Study/Consulting Fees	0	0	1,925	1,925	1,817	0	0.00%
Total Other Service Charges	0	0	1,925	1,925	1,817	0	0.00%
Total Expenditures	1,000	1,228	1,945	2,434	2,938	-228	-18.57%
Revenue							
750.705.814 Rent-conc'n booth various	-2,000	-2,000	0	-2,036	-1,500	0	0.00%
750.705.860 Vending Machines	-15,770	-19,000	-18,439	-18,560	-18,015	3,230	-17.00%
Total Revenue	-17,770	-21,000	-18,439	-20,596	-19,515	3,230	-15.38%
Total Net Expenditures	-16,770	-19,772	-16,494	-18,162	-16,577	3,002	-15.18%

City of St Catharines
Merritton Community Centre
2019 Operating Budget - Expenditures by Object

	2019	2018	2017	2016	2015	\$	Change %
	Budget	Budget	Actuals	Actuals	Actuals	2018	2018
						Budget	Budget
Object of Expenditure							
Equipment Operations							
750.800.053 Service Contracts	4,860	3,735	3,418	3,067	4,531	1,125	30.12%
Total Equipment Operations	4,860	3,735	3,418	3,067	4,531	1,125	30.12%
Building and Maintenance							
750.800.152 Gen Bldg Mntce Supplies	0	0	48	39	37	0	0.00%
750.800.162 Repairs	10,139	9,914	5,207	12,237	7,387	225	2.27%
750.800.173 Insurance-Bldg/Contents	3,805	3,694	3,680	3,490	3,460	111	3.00%
750.800.180 Improvements-Non TCA	3,000	0	0	0	0	3,000	0.00%
Total Building and Maintenance	16,944	13,608	8,935	15,766	10,884	3,336	24.51%
Total Expenditures	21,804	17,343	12,353	18,833	15,415	4,461	25.72%
Revenue							
750.800.834 Misc Recoverables	0	0	-639	0	0	0	0.00%
Total Revenue	0	0	-639	0	0	0	0.00%
Total Net Expenditures	21,804	17,343	11,714	18,833	15,415	4,461	25.72%

City of St Catharines
Greening/Naturalization program
2019 Operating Budget - Expenditures by Object

	2019	2018	2017	2016	2015	\$	Change %
	Budget	Budget	Actuals	Actuals	Actuals	2018	2018
						Budget	Budget
Object of Expenditure							
Building and Maintenance							
750.807.000 Green'g/Naturaliz'n Prgm	38,000	38,000	38,000	37,999	19,991	0	0.00%
Total Building and Maintenance	38,000	38,000	38,000	37,999	19,991	0	0.00%
Total Expenditures	38,000	38,000	38,000	37,999	19,991	0	0.00%
Total Net Expenditures	38,000	38,000	38,000	37,999	19,991	0	0.00%

City of St Catharines
Welland Canal Centre Gift Shop
2019 Operating Budget - Expenditures by Object

	2019	2018	2017	2016	2015	\$	Change %
	Budget	Budget	Actuals	Actuals	Actuals	2018	2018
						Budget	Budget
Object of Expenditure							
Building and Maintenance							
752.100.152 General Supplies	250	250	143	300	0	0	0.00%
Total Building and Maintenance	250	250	143	300	0	0	0.00%
Contracts							
752.100.205 Contracts-Cash Pick-up	1,900	1,900	1,570	1,477	1,535	0	0.00%
Total Contracts	1,900	1,900	1,570	1,477	1,535	0	0.00%
Office and Related Expenses							
752.100.304 Postage and Courier	700	0	674	81	0	700	0.00%
752.100.311 Freight	2,000	2,000	2,238	2,027	2,009	0	0.00%
752.100.318 Cash Processing Fees	1,800	1,800	1,819	2,068	1,255	0	0.00%
Total Office and Related Expenses	4,500	3,800	4,731	4,176	3,264	700	18.42%
Other Service Charges							
752.100.439 Special Projects	0	0	375	0	0	0	0.00%
752.100.442 Selling Expenses	1,400	1,400	1,272	1,215	848	0	0.00%
752.100.443 Discounts + Other Charges	5,500	5,000	5,844	6,186	3,982	500	10.00%
752.100.444 Cost of Goods Sold	75,000	65,000	81,028	79,337	67,238	10,000	15.38%
752.100.450 Miscellaneous	50	50	74	88	0	0	0.00%
752.100.454 Consignment-cost of Sales	2,700	2,700	1,328	2,737	3,069	0	0.00%
752.100.455 Class-Over/shBreak/Shrink	400	400	1,478	21	415	0	0.00%
Total Other Service Charges	85,050	74,550	91,399	89,584	75,552	10,500	14.08%
Total Expenditures	91,700	80,500	97,843	95,537	80,351	11,200	13.91%
Revenue							
752.100.800 Miscellaneous Revenue	0	0	-32	-32	-10	0	0.00%
752.100.803 Other Grants	0	0	0	-12,000	0	0	0.00%
752.100.835 Merchandise Sales	-170,000	-160,000	-161,830	-157,468	-135,438	-10,000	6.25%
752.100.838 Book Preorders	0	0	0	0	0	0	0.00%
Total Revenue	-170,000	-160,000	-161,862	-169,500	-135,448	-10,000	6.25%
Total Net Expenditures	-78,300	-79,500	-64,019	-73,963	-55,097	1,200	-1.51%

City of St Catharines
Museum
2019 Operating Budget - Expenditures by Object

	2019	2018	2017	2016	2015	\$	Change %
	Budget	Budget	Actuals	Actuals	Actuals	2018	2018
						Budget	Budget
Object of Expenditure							
Salaries and Wages							
752.105.001 Salaries/Wages-Regular	508,472	499,727	411,987	340,931	336,125	8,745	1.75%
752.105.002 Salaries/Wages-Overtime	0	0	751	717	690	0	0.00%
752.105.003 Salaries/Wages-Ext Svce	56,984	55,989	64,676	73,755	55,625	995	1.78%
752.105.006 Sick Pay	0	0	0	0	0	0	0.00%
752.105.007 Holiday/Vacation Pay	2,264	2,230	6,251	5,452	4,066	34	1.52%
752.105.009 Doctor's Appointments	0	0	0	0	0	0	0.00%
Total Salaries and Wages	567,720	557,946	483,665	420,855	396,506	9,774	1.75%
Benefits							
752.105.030 Pensions	75,659	74,598	59,290	49,828	48,411	1,061	1.42%
752.105.031 Other Benefits	59,148	57,053	36,156	32,672	40,070	2,095	3.67%
752.105.032 Workers Compensation	2,231	2,150	1,738	1,525	1,433	81	3.77%
752.105.033 Employment Insurance	12,806	12,684	9,978	10,194	9,539	122	0.96%
752.105.041 Boot Allowance	400	400	85	260	0	0	0.00%
Total Benefits	150,244	146,885	107,247	94,479	99,453	3,359	2.29%
Equipment Operations							
752.105.054 Exhibit Maintenance	5,750	5,750	5,504	4,640	5,769	0	0.00%
752.105.067 Car Allowance/Mileage	1,200	1,200	2,245	1,174	1,170	0	0.00%
Total Equipment Operations	6,950	6,950	7,749	5,814	6,939	0	0.00%
Materials							
752.105.100 Exhibit Materials	1,200	1,200	567	606	1,055	0	0.00%
752.105.104 Special Events Supplies	5,500	5,000	4,478	5,183	3,220	500	10.00%
752.105.110 Uniform Clothing	750	750	729	8	98	0	0.00%
752.105.118 Special Exhibits	26,000	32,500	27,500	23,887	26,629	-6,500	-20.00%
752.105.119 Collection Acquisition	1,000	1,000	829	1,809	1,700	0	0.00%
752.105.120 Curatorial	3,000	3,000	3,217	2,892	2,399	0	0.00%
752.105.121 Conservation	5,500	5,500	5,081	5,161	5,498	0	0.00%
752.105.122 Programs & Kits	9,100	8,000	7,518	8,197	7,698	1,100	13.75%
752.105.123 Reg'n-catalogu'g supplies	8,700	8,700	8,680	8,665	8,578	0	0.00%
752.105.124 Reg'n-Prevent Supplies	5,000	5,000	5,153	4,956	5,198	0	0.00%
752.105.135 Community Development	0	0	3,937	3,984	5,732	0	0.00%
Total Materials	65,750	70,650	67,689	65,348	67,805	-4,900	-6.94%
Building and Maintenance							
752.105.152 General Maintenance	250	250	229	52	0	0	0.00%
752.105.173 Ins-Office Equipment	0	0	0	592	2,851	0	0.00%
Total Building and Maintenance	250	250	229	644	2,851	0	0.00%

City of St Catharines
Museum
2019 Operating Budget - Expenditures by Object

	2019	2018	2017	2016	2015	\$	Change %
	Budget	Budget	Actuals	Actuals	Actuals	2018	2018
						Budget	Budget
Office and Related Expenses							
752.105.302 Insurance-Accident/Bond'g	510	495	467	472	640	15	3.03%
752.105.303 Courier charges	160	160	106	4	625	0	0.00%
752.105.304 Postage	350	350	369	807	117	0	0.00%
752.105.307 Printing	400	400	305	0	0	0	0.00%
752.105.308 Copying and Prints	7,300	7,300	8,734	6,829	6,142	0	0.00%
752.105.309 Advertising	10,250	9,500	8,842	9,494	4,547	750	7.89%
752.105.310 Office Supplies	3,250	3,800	3,150	4,137	3,883	-550	-14.47%
752.105.314 Software	3,000	2,000	2,000	0	1,376	1,000	50.00%
752.105.317 Bank Charges	1,150	1,150	1,712	1,505	1,183	0	0.00%
752.105.330 Furniture/Equipment NTCA	0	0	0	1,838	0	0	0.00%
Total Office and Related Expenses	26,370	25,155	25,685	25,086	18,513	1,215	4.83%
Properties							
752.105.351 Replacements - Micros	0	0	70	7,365	10,743	0	0.00%
Total Properties	0	0	70	7,365	10,743	0	0.00%
Other Service Charges							
752.105.400 Mileage and Travel	200	400	86	0	33	-200	-50.00%
752.105.401 Conferences/Prof'l Dev't	4,000	3,300	135	3,197	30	700	21.21%
752.105.405 Subscriptions/Memb'ships	1,151	1,151	1,317	1,146	1,070	0	0.00%
752.105.407 Design & Production	2,500	2,500	1,641	3,770	3,256	0	0.00%
752.105.445 Coupons	0	0	-1	0	-1	0	0.00%
752.105.446 Volunteer Expenses	100	100	10	0	96	0	0.00%
752.105.447 Board Expenses	0	0	0	128	156	0	0.00%
752.105.455 Over/Short	0	0	90	170	50	0	0.00%
Total Other Service Charges	7,951	7,451	3,278	8,411	4,690	500	6.71%
Tangible Capital Assets							
752.105.380 TCA - Capitalized Assets	0	0	0	-4,978	-8,529	0	0.00%
752.105.384 TCA - Current Year Deprec	0	0	59,780	15,749	18,827	0	0.00%
752.105.389 TCA Offset	0	0	-59,780	-10,770	-10,298	0	0.00%
Total Tangible Capital Assets	0	0	0	1	0	0	0.00%
Total Expenditures	825,235	815,287	695,612	628,003	607,500	9,948	1.22%
Revenue							
752.105.802 Federal Grants	-27,500	-19,000	-27,535	-19,044	-16,021	-8,500	44.74%
752.105.805 Donations	-25,000	-28,000	-19,454	-20,016	-22,258	3,000	-10.71%
752.105.810 Miscellaneous Revenue	-1,000	-1,000	-1,050	-800	-1,702	0	0.00%

City of St Catharines

Museum

2019 Operating Budget - Expenditures by Object

	2019	2018	2017	2016	2015	\$	Change %
	Budget	Budget	Actuals	Actuals	Actuals	2018	2018
						Budget	Budget
752.105.830 Memberships	-1,000	-1,000	-755	-851	-934	0	0.00%
752.105.832 Tours	-10,000	-12,000	-6,974	-8,914	-5,900	2,000	-16.67%
752.105.835 Collections Fees	-3,500	-3,000	-3,548	-2,180	-2,643	-500	16.67%
752.105.841 Public Programmes	-5,500	-5,500	-5,476	-5,463	-3,455	0	0.00%
752.105.842 Outreach	-1,600	-1,600	-538	-666	-1,611	0	0.00%
752.105.845 Event Fees	0	0	0	-22	0	0	0.00%
752.105.900 Transfer from Reserve	-17,500	-17,500	-27,500	-23,887	0	0	0.00%
752.105.944 Other Service Fees	0	-48,250	0	0	0	48,250	-100.00%
752.105.945 Provincial Museum Grant	-48,389	-48,389	-48,389	-48,389	-48,389	0	0.00%
Total Revenue	-140,989	-185,239	-141,219	-130,232	-102,913	44,250	-23.89%
Total Net Expenditures	684,246	630,048	554,393	497,771	504,587	54,198	8.60%

City of St Catharines
Welland Canal Centre
2019 Operating Budget - Expenditures by Object

	2019	2018	2017	2016	2015	\$	Change %	
	Budget	Budget	Actuals	Actuals	Actuals	2018	2018	
						Budget	Budget	
Object of Expenditure								
Salaries and Wages								
752.120.001	Salaries/Wages-Regular	242,431	238,261	237,386	323,547	301,845	4,170	1.75%
752.120.002	Salaries/Wages-Overtime	9,001	9,001	2,922	4,089	3,323	0	0.00%
752.120.003	Salaries/Wages-Ext Svce	91,253	89,683	76,732	72,754	80,975	1,570	1.75%
752.120.006	Sick Pay	0	0	0	0	0	0	0.00%
752.120.007	Holiday/Vacation Pay	3,648	3,602	8,050	6,576	7,343	46	1.28%
752.120.009	Doctor's Appointments	0	0	0	0	0	0	0.00%
Total Salaries and Wages		346,333	340,547	325,090	406,966	393,486	5,786	1.70%
Benefits								
752.120.030	Pensions	41,800	41,554	38,617	47,814	47,882	246	0.59%
752.120.031	Other Benefits	34,660	33,903	27,753	38,179	34,285	757	2.23%
752.120.032	Workers Compensation	2,498	2,090	1,194	1,471	1,414	408	19.52%
752.120.033	Employment Insurance	7,281	7,057	6,437	9,366	9,008	224	3.17%
Total Benefits		86,239	84,604	74,001	96,830	92,589	1,635	1.93%
Equipment Operations								
752.120.050	Equipment Rental	300	500	0	291	0	-200	-40.00%
752.120.053	Service Contracts	13,589	13,589	9,544	11,773	15,277	0	0.00%
752.120.054	Repairs-equipment	500	500	229	1,168	112	0	0.00%
752.120.067	Car Allowance/Mileage	950	950	388	954	950	0	0.00%
Total Equipment Operations		15,339	15,539	10,161	14,186	16,339	-200	-1.29%
Materials								
752.120.102	Small Tools/Equipment	100	100	83	473	421	0	0.00%
752.120.104	General Supplies	6,000	6,000	6,166	7,012	6,395	0	0.00%
752.120.110	Uniform Clothing	2,225	2,225	2,242	2,261	1,967	0	0.00%
Total Materials		8,325	8,325	8,491	9,746	8,783	0	0.00%
Building and Maintenance								
752.120.152	Gen Bldg Mtncce Supplies	5,200	5,200	6,126	3,337	7,177	0	0.00%
752.120.162	Repairs	35,023	37,178	36,451	26,223	25,496	-2,155	-5.80%
752.120.163	Heat,Light,Power,Water	57,000	60,000	52,633	54,677	48,122	-3,000	-5.00%
752.120.164	Signage	9,500	9,500	9,495	13,754	9,440	0	0.00%
752.120.173	Insurance-Bldg,Contents	5,286	5,320	5,225	4,759	2,643	-34	-0.64%
752.120.178	Rent -Seaway Land	13,700	13,700	6,949	13,694	13,532	0	0.00%
752.120.180	Improvements-Non TCA	2,000	0	5,000	-160	560	2,000	0.00%
Total Building and Maintenance		127,709	130,898	121,879	116,284	106,970	-3,189	-2.44%
Contracts								
752.120.205	Contract-Security	7,060	7,060	6,634	5,911	7,068	0	0.00%

City of St Catharines
Welland Canal Centre
2019 Operating Budget - Expenditures by Object

	2019	2018	2017	2016	2015	\$	Change %
	Budget	Budget	Actuals	Actuals	Actuals	2018	2018
						Budget	Budget
752.120.206 Waste Disposal	1,800	1,800	2,070	1,828	1,497	0	0.00%
752.120.230 Landscaping	0	0	1,972	0	0	0	0.00%
752.120.235 Contract - Pest Control	1,200	1,100	1,133	1,112	1,031	100	9.09%
Total Contracts	10,060	9,960	11,809	8,851	9,596	100	1.00%
Office and Related Expenses							
752.120.305 Telephone	8,200	7,500	8,139	8,259	7,483	700	9.33%
752.120.306 Cellular Phones	1,700	1,700	675	1,852	2,076	0	0.00%
752.120.309 Advertising	2,500	2,500	1,706	1,273	2,071	0	0.00%
Total Office and Related Expenses	12,400	11,700	10,520	11,384	11,630	700	5.98%
Properties							
752.120.354 Other Equipment	1,000	1,000	650	372	0	0	0.00%
Total Properties	1,000	1,000	650	372	0	0	0.00%
Other Service Charges							
752.120.400 Mileage and Parking	0	0	-77	0	0	0	0.00%
752.120.405 Subscriptions/Memb'ships	545	500	425	455	473	45	9.00%
752.120.406 Promotion/Publicity	14,700	14,700	16,020	7,334	17,219	0	0.00%
752.120.417 Study/Consulting Fees	0	0	0	0	18,000	0	0.00%
752.120.441 Rental Supplies	1,200	1,200	1,144	1,310	1,303	0	0.00%
Total Other Service Charges	16,445	16,400	17,512	9,099	36,995	45	0.27%
Total Expenditures	623,850	618,973	580,113	673,718	676,388	4,877	0.79%
Revenue							
752.120.800 Miscellaneous Revenue	-1,000	-1,000	-169	-194	-3,026	0	0.00%
752.120.851 Room Rentals	-30,500	-25,000	-30,902	-23,622	-14,697	-5,500	22.00%
Total Revenue	-31,500	-26,000	-31,071	-23,816	-17,723	-5,500	21.15%
Total Net Expenditures	592,350	592,973	549,042	649,902	658,665	-623	-0.11%

City of St Catharines
Morningstar Mill
2019 Operating Budget - Expenditures by Object

	2019	2018	2017	2016	2015	\$	Change %	
	Budget	Budget	Actuals	Actuals	Actuals	2018	2018	
						Budget	Budget	
Object of Expenditure								
Salaries and Wages								
752.125.001	Salaries/Wages-Regular	50,981	50,105	49,203	47,906	44,070	876	1.75%
752.125.002	Wages-Overtime	0	0	169	0	0	0	0.00%
752.125.003	Salaries/Wages-Extra	6,977	6,855	12,449	2,675	5,634	122	1.78%
752.125.007	Holiday/Vacation Pay	277	273	1,318	112	483	4	1.47%
Total Salaries and Wages		58,235	57,233	63,139	50,693	50,187	1,002	1.75%
Benefits								
752.125.030	Pensions	8,123	7,978	7,469	6,624	6,284	145	1.82%
752.125.031	Other Benefits	7,326	6,791	6,050	6,096	7,088	535	7.88%
752.125.032	Workers Compensation	230	407	246	183	184	-177	-43.49%
752.125.033	Employment Insurance	1,340	1,332	1,400	1,236	1,255	8	0.60%
Total Benefits		17,019	16,508	15,165	14,139	14,811	511	3.10%
Equipment Operations								
752.125.053	Service Contracts	4,042	4,042	3,516	2,366	3,535	0	0.00%
752.125.067	Mileage	275	275	398	118	112	0	0.00%
Total Equipment Operations		4,317	4,317	3,914	2,484	3,647	0	0.00%
Materials								
752.125.100	Exhibit Materials	4,000	2,700	2,700	4,442	3,000	1,300	48.15%
752.125.120	Curatorial Supplies	1,500	347	213	459	258	1,153	332.28%
752.125.121	Conservation	300	3,500	3,500	0	3,071	-3,200	-91.43%
Total Materials		5,800	6,547	6,413	4,901	6,329	-747	-11.41%
Building and Maintenance								
752.125.152	Gen Bldg Mntce Supplies	2,200	2,494	1,390	2,558	1,587	-294	-11.79%
752.125.162	Repairs	8,872	8,675	4,784	7,166	8,111	197	2.27%
752.125.163	Heat,Light,Power,Water	9,093	8,660	7,374	5,845	5,637	433	5.00%
752.125.173	Insurance-Bldg,Contents	718	697	653	664	867	21	3.01%
752.125.180	Improvements - Non TCA	6,000	0	0	0	0	6,000	0.00%
Total Building and Maintenance		26,883	20,526	14,201	16,233	16,202	6,357	30.97%
Contracts								
752.125.210	Portable Toilets	2,850	2,850	2,450	2,850	2,253	0	0.00%
752.125.235	Contract-Pest Control	75	75	0	0	65	0	0.00%
Total Contracts		2,925	2,925	2,450	2,850	2,318	0	0.00%
Office and Related Expenses								
752.125.306	Cell Phone Charges	720	720	619	0	0	0	0.00%
752.125.307	Printing	0	0	0	0	0	0	0.00%
752.125.309	Advertising & Promotion	0	0	0	249	50	0	0.00%

City of St Catharines
Morningstar Mill
2019 Operating Budget - Expenditures by Object

	2019	2018	2017	2016	2015	\$	Change %
	Budget	Budget	Actuals	Actuals	Actuals	2018	2018
						Budget	Budget
752.125.310 Office Supplies	547	300	280	236	249	247	82.33%
752.125.314 Software	0	0	0	-300	300	0	0.00%
Total Office and Related Expenses	1,267	1,020	899	185	599	247	24.22%
Other Service Charges							
752.125.439 Volunteer Projects	0	0	0	0	450	0	0.00%
Total Other Service Charges	0	0	0	0	450	0	0.00%
Total Expenditures	116,446	109,076	106,181	91,485	94,543	7,370	6.76%
Revenue							
752.125.800 Miscellaneous Revenue	-8,000	-8,000	-5,917	-8,112	-5,340	0	0.00%
752.125.805 Donations	0	0	0	-120	-25	0	0.00%
Total Revenue	-8,000	-8,000	-5,917	-8,232	-5,365	0	0.00%
Total Net Expenditures	108,446	101,076	100,264	83,253	89,178	7,370	7.29%

City of St Catharines
Grape and Wine Festival
2019 Operating Budget - Expenditures by Object

	2019	2018	2017	2016	2015	\$	Change %
	Budget	Budget	Actuals	Actuals	Actuals	2018 Budget	2018 Budget
Object of Expenditure							
Other Service Charges							
783.130.000 Grape and Wine Festival	38,000	38,000	32,076	36,893	37,243	0	0.00%
Total Other Service Charges	38,000	38,000	32,076	36,893	37,243	0	0.00%
Total Expenditures	38,000	38,000	32,076	36,893	37,243	0	0.00%
Total Net Expenditures	38,000	38,000	32,076	36,893	37,243	0	0.00%

City of St Catharines
Labour Day Parade
2019 Operating Budget - Expenditures by Object

	2019	2018	2017	2016	2015	\$	Change %
	Budget	Budget	Actuals	Actuals	Actuals	2018 Budget	2018 Budget
Object of Expenditure							
Other Service Charges							
783.131.000 Labour Day Parade	7,200	6,500	7,188	6,181	6,687	700	10.77%
Total Other Service Charges	7,200	6,500	7,188	6,181	6,687	700	10.77%
Total Expenditures	7,200	6,500	7,188	6,181	6,687	700	10.77%
Total Net Expenditures	7,200	6,500	7,188	6,181	6,687	700	10.77%

City of St Catharines
Christmas Lighting
2019 Operating Budget - Expenditures by Object

	2019	2018	2017	2016	2015	\$	Change %
	Budget	Budget	Actuals	Actuals	Actuals	2018 Budget	2018 Budget
Object of Expenditure							
Other Service Charges							
783.135.000 Christmas Lighting	24,000	20,000	27,883	24,550	20,463	4,000	20.00%
Total Other Service Charges	24,000	20,000	27,883	24,550	20,463	4,000	20.00%
Total Expenditures	24,000	20,000	27,883	24,550	20,463	4,000	20.00%
Total Net Expenditures	24,000	20,000	27,883	24,550	20,463	4,000	20.00%

City of St Catharines
Festivals
2019 Operating Budget - Expenditures by Object

	2019	2018	2017	2016	2015	\$	Change %
	Budget	Budget	Actuals	Actuals	Actuals	2018 Budget	2018 Budget
Object of Expenditure							
Materials							
761.129.135 Community Development	116,100	0	92,732	0	0	116,100	0.00%
Total Materials	116,100	0	92,732	0	0	116,100	0.00%
Total Expenditures	116,100	0	92,732	0	0	116,100	0.00%
Revenue							
761.129.900 Transfer from Reserve	-116,100	0	-92,732	0	0	-116,100	0.00%
Total Revenue	-116,100	0	-92,732	0	0	-116,100	0.00%
Total Net Expenditures	0	0	0	0	0	0	0.00%

City of St Catharines
Events/Market Operations
2019 Operating Budget - Expenditures by Object

	2019	2018	2017	2016	2015	\$	Change %
	Budget	Budget	Actuals	Actuals	Actuals	2018	2018
						Budget	Budget
Object of Expenditure							
Salaries and Wages							
761.135.001 Salaries/Wages-regular	59,918	58,887	58,482	57,722	56,718	1,031	1.75%
761.135.002 Salaries/Wages - Overtime	0	0	320	0	0	0	0.00%
761.135.003 Salary/Wages - Extra	0	0	0	0	0	0	0.00%
761.135.007 Holiday/Vacation Pay	0	0	336	0	0	0	0.00%
761.135.009 Doctor's Appointments	0	0	16	0	0	0	0.00%
Total Salaries and Wages	59,918	58,887	59,154	57,722	56,718	1,031	1.75%
Benefits							
761.135.030 Pensions	9,206	9,079	8,121	8,015	7,882	127	1.40%
761.135.031 Other Benefits	14,961	6,853	6,305	6,040	6,253	8,108	118.31%
761.135.032 Workers Compensation	2,085	2,161	1,808	1,685	1,658	-76	-3.52%
761.135.033 Employment Insurance	1,202	1,234	1,065	1,238	1,208	-32	-2.59%
Total Benefits	27,454	19,327	17,299	16,978	17,001	8,127	42.05%
Equipment Operations							
761.135.050 Rentals-towing	2,000	1,500	2,450	2,660	999	500	33.33%
761.135.053 Service Contracts	2,005	1,200	2,003	935	1,584	805	67.08%
761.135.067 Car Allowance/Mileage	500	500	413	424	339	0	0.00%
Total Equipment Operations	4,505	3,200	4,866	4,019	2,922	1,305	40.78%
Building and Maintenance							
761.135.150 Cleaning/Custodian	11,500	11,150	12,012	10,354	10,728	350	3.14%
761.135.153 Snow Removal	1,750	1,750	0	0	3,967	0	0.00%
761.135.162 Repairs	16,476	16,110	8,906	10,683	11,320	366	2.27%
761.135.163 Heat/Light/Power/Water	24,304	24,304	18,385	18,117	21,496	0	0.00%
761.135.173 Insurance-property	1,591	1,591	1,176	2,944	9,677	0	0.00%
761.135.178 Rent-Mkt Clerks office	1,975	1,888	1,964	1,815	1,738	87	4.61%
Total Building and Maintenance	57,596	56,793	42,443	43,913	58,926	803	1.41%
Contracts							
761.135.200 Contract - general	10,000	10,400	9,500	10,200	8,508	-400	-3.85%
Total Contracts	10,000	10,400	9,500	10,200	8,508	-400	-3.85%
Office and Related Expenses							
761.135.305 Telephone	500	500	419	481	454	0	0.00%
761.135.306 Cellular Phones	475	475	533	654	1,100	0	0.00%
761.135.308 Copying and Prints	250	250	6	111	33	0	0.00%
761.135.309 Advertising/Promotion	22,000	22,000	28,998	21,611	27,567	0	0.00%
761.135.310 Office Supplies	200	200	160	79	317	0	0.00%
Total Office and Related Expenses	23,425	23,425	30,116	22,936	29,471	0	0.00%

City of St Catharines
Events/Market Operations
2019 Operating Budget - Expenditures by Object

	2019	2018	2017	2016	2015	\$	Change %
	Budget	Budget	Actuals	Actuals	Actuals	2018	2018
						Budget	Budget
Properties							
761.135.354 Other Equipment	0	0	4,298	2,787	497	0	0.00%
Total Properties	0	0	4,298	2,787	497	0	0.00%
Other Service Charges							
761.135.401 Conferences/Conventions	450	2,300	123	1,041	231	-1,850	-80.43%
761.135.402 Training	100	100	78	250	0	0	0.00%
761.135.405 Subscriptions/Memberships	325	350	300	746	304	-25	-7.14%
761.135.406 Promotion and Publicity	300	500	5	750	120	-200	-40.00%
761.135.432 Festivals/Opening	30,000	30,000	22,493	33,987	31,721	0	0.00%
Total Other Service Charges	31,175	33,250	22,999	36,774	32,376	-2,075	-6.24%
Tangible Capital Assets							
761.135.380 TCA-capitalized assets	0	0	-270	0	0	0	0.00%
761.135.384 TCA - Current Year Deprec	0	0	221	0	0	0	0.00%
761.135.389 TCA Offset	0	0	48	0	0	0	0.00%
Total Tangible Capital Assets	0	0	-1	0	0	0	0.00%
Total Expenditures	214,073	205,282	190,674	195,329	206,419	8,791	4.28%
Revenue							
761.135.832 Rentals	-45,000	-45,000	-39,006	-42,963	-37,232	0	0.00%
761.135.834 Miscellaneous Recoverable	0	0	-1,966	0	0	0	0.00%
761.135.886 Market Permits/Fees	-50,000	-50,000	-48,034	-45,444	-40,544	0	0.00%
761.135.900 Transfer from Reserve	-20,000	-20,000	-20,000	-30,000	0	0	0.00%
Total Revenue	-115,000	-115,000	-109,006	-118,407	-77,776	0	0.00%
Total Net Expenditures	99,073	90,282	81,668	76,922	128,643	8,791	9.74%

City of St Catharines

2019 Operating Budget - Expenditures by Department, Board or Committee

	2019 Budget	2018 Budget	2017 Actuals	2016 Actuals	2015 Actuals	\$ Change 2018 Budget	% Change 2018 Budget
Meridian Centre							
Meridian Centre	652,689	673,941	779,649	675,549	734,979	-21,252	-3.15%
Total Meridian Centre	652,689	673,941	779,649	675,549	734,979	-21,252	-3.15%

City of St Catharines
Meridian Centre
2019 Operating Budget - Expenditures by Object

	2019	2018	2017	2016	2015	\$	Change %
	Budget	Budget	Actuals	Actuals	Actuals	2018	2018
						Budget	Budget
Object of Expenditure							
Equipment Operations							
750.625.053 Service Contracts	0	0	2,842	500	0	0	0.00%
Total Equipment Operations	0	0	2,842	500	0	0	0.00%
Materials							
750.625.100 Materials	1,856,193	2,006,493	2,471,765	2,532,059	0	-150,300	-7.49%
750.625.118 Sports Hall of Fame	3,000	7,500	2,678	8,702	959	-4,500	-60.00%
Total Materials	1,859,193	2,013,993	2,474,443	2,540,761	959	-154,800	-7.69%
Building and Maintenance							
750.625.162 Repairs	0	0	4,118	0	0	0	0.00%
750.625.173 Insurance-Bldg/Contents	27,497	28,152	27,152	32,198	41,351	-655	-2.33%
Total Building and Maintenance	27,497	28,152	31,270	32,198	41,351	-655	-2.33%
Contracts							
750.625.200 Contract - general	1,389,375	1,402,416	1,965,003	1,935,391	688,075	-13,041	-0.93%
Total Contracts	1,389,375	1,402,416	1,965,003	1,935,391	688,075	-13,041	-0.93%
Other Service Charges							
750.625.448 Alloc' Meridian reserve	0	0	0	109,588	0	0	0.00%
750.625.450 Miscellaneous	0	0	8,474	92,213	0	0	0.00%
750.625.457 Community Engagement	0	0	140,000	30,000	0	0	0.00%
Total Other Service Charges	0	0	148,474	231,801	0	0	0.00%
Total Expenditures	3,276,065	3,444,561	4,622,032	4,740,651	730,385	-168,496	-4.89%
Revenue							
750.625.800 Revenues	-2,620,376	-2,763,120	-3,835,587	-4,056,400	0	142,744	-5.17%
750.625.900 Transfer from Reserve	-3,000	-7,500	-6,796	-8,702	0	4,500	-60.00%
Total Revenue	-2,623,376	-2,770,620	-3,842,383	-4,065,102	0	147,244	-5.31%
Total Net Expenditures	652,689	673,941	779,649	675,549	730,385	-21,252	-3.15%

City of St Catharines

2019 Operating Budget - Expenditures by Department, Board or Committee

	2019 Budget	2018 Budget	2017 Actuals	2016 Actuals	2015 Actuals	\$ Change 2018 Budget	% Change 2018 Budget
Performing Arts							
Performing Arts	1,491,701	1,461,502	1,424,454	1,329,427	686,911	30,199	2.07%
FOPAC Grant Activity	0	0	1	0	0	0	0.00%
Total Performing Arts	1,491,701	1,461,502	1,424,455	1,329,427	686,911	30,199	2.07%

City of St Catharines
Performing Arts
2019 Operating Budget - Expenditures by Object

	2019	2018	2017	2016	2015	\$	Change %	
	Budget	Budget	Actuals	Actuals	Actuals	2018	2018	
						Budget	Budget	
Object of Expenditure								
Salaries and Wages								
770.100.001	Salaries/Wages-Regular	1,361,372	1,324,454	1,035,953	1,104,126	666,761	36,918	2.79%
770.100.002	Salaries/Wages-Overtime	0	0	1,469	0	0	0	0.00%
770.100.003	Salaries/Wages-Ext Serv	979,155	894,863	980,637	818,372	280,114	84,292	9.42%
770.100.006	Sick Pay	0	0	0	0	0	0	0.00%
770.100.007	Holiday/Vacation Pay	27,290	24,073	57,797	46,230	15,023	3,217	13.36%
770.100.009	Doctor's Appointments	0	0	0	0	12	0	0.00%
Total Salaries and Wages		2,367,817	2,243,390	2,075,856	1,968,728	961,910	124,427	5.55%
Benefits								
770.100.030	Pensions	271,177	278,780	207,219	185,772	105,804	-7,603	-2.73%
770.100.031	Other Benefits	194,433	163,092	168,566	137,507	72,599	31,341	19.22%
770.100.032	Workers Compensation	76,811	70,520	62,028	53,984	24,403	6,291	8.92%
770.100.033	Employment Insurance	44,351	41,627	38,117	40,164	17,994	2,724	6.54%
770.100.041	Safety Shoes	350	350	225	175	525	0	0.00%
Total Benefits		587,122	554,369	476,155	417,602	221,325	32,753	5.91%
Equipment Operations								
770.100.053	Service Contracts	239,311	187,031	181,632	166,105	50,054	52,280	27.95%
770.100.054	Repairs - equipment	9,000	9,000	7,442	1,465	0	0	0.00%
770.100.067	Mileage	3,500	3,500	4,373	2,908	1,145	0	0.00%
Total Equipment Operations		251,811	199,531	193,447	170,478	51,199	52,280	26.20%
Materials								
770.100.101	General Supplies	31,000	35,000	37,301	20,228	12,042	-4,000	-11.43%
770.100.127	Concession Products	180,000	172,500	132,607	154,379	42,613	7,500	4.35%
770.100.140	Concession Supplies	10,000	10,000	17,603	8,595	4,081	0	0.00%
770.105.118	Outdoor Art Exhibit	0	0	0	0	0	0	0.00%
Total Materials		221,000	217,500	187,511	183,202	58,736	3,500	1.61%
Building and Maintenance								
770.100.110	Uniform Clothing	4,500	4,500	3,738	3,280	11,661	0	0.00%
770.100.150	Cleaning Services	3,300	3,300	2,348	37,440	8,545	0	0.00%
770.100.152	Gen Bldg Mtnce Supplies	5,000	4,000	4,777	145	0	1,000	25.00%
770.100.153	Snow/Yard Maintenance	16,500	19,000	8,496	15,280	0	-2,500	-13.16%
770.100.157	Rent	150,000	162,500	132,500	185,000	0	-12,500	-7.69%
770.100.162	Building Repairs	50,697	49,570	49,056	14,567	3,325	1,127	2.27%
770.100.163	Heat,Light,Power,Water	256,713	271,081	240,212	262,764	57,478	-14,368	-5.30%
770.100.173	Insurance-Bldg/Contents	26,879	27,358	26,571	31,768	0	-479	-1.75%
Total Building and Maintenance		513,589	541,309	467,698	550,244	81,009	-27,720	-5.12%

City of St Catharines
Performing Arts
2019 Operating Budget - Expenditures by Object

	2019	2018	2017	2016	2015	\$	Change %
	Budget	Budget	Actuals	Actuals	Actuals	2018	2018
						Budget	Budget
Contracts							
770.100.200 Contract-Advisory Service	21,000	25,000	12,265	1,933	-37,500	-4,000	-16.00%
770.100.201 Contract-Legal Service	30,000	0	0	3,000	-13,770	30,000	0.00%
770.100.203 Contract-Artists/Entert'r	802,800	802,800	811,449	952,028	289,651	0	0.00%
770.100.205 Contracts-Security	20,000	20,000	38,169	18,218	7,797	0	0.00%
770.100.206 Contract-Garbage Collec'n	2,479	2,479	2,050	1,970	147	0	0.00%
770.100.211 Show Production	45,000	45,000	38,439	43,629	10,609	0	0.00%
770.100.235 Contract-Pest Control	1,085	1,085	740	520	0	0	0.00%
Total Contracts	922,364	896,364	903,112	1,021,298	256,934	26,000	2.90%
Office and Related Expenses							
770.100.302 Insurance-Liability	8,661	10,545	10,334	9,032	0	-1,884	-17.87%
770.100.303 Courier Services	5,000	5,000	4,871	3,362	585	0	0.00%
770.100.304 Postage Expense	25,000	25,000	26,598	26,670	0	0	0.00%
770.100.305 Telephone	20,000	25,000	17,466	22,038	4,448	-5,000	-20.00%
770.100.306 Cellular Phones	4,500	3,100	4,112	3,556	2,287	1,400	45.16%
770.100.307 Printing	5,000	3,000	3,433	2,901	3,682	2,000	66.67%
770.100.308 Copying and Prints	2,500	2,500	1,898	2,536	1,160	0	0.00%
770.100.310 Office Supplies	10,000	9,000	8,493	13,637	8,538	1,000	11.11%
770.100.314 Software	86,035	85,000	76,480	53,159	40,885	1,035	1.22%
770.100.318 Cash Processing/Bank Fees	80,000	75,000	79,061	68,840	38,586	5,000	6.67%
770.100.323 Internet Charges	40,000	40,000	39,399	39,618	346	0	0.00%
770.100.330 Furniture/Equipment NTCA	7,500	10,000	9,531	15,643	401	-2,500	-25.00%
Total Office and Related Expenses	294,196	293,145	281,676	260,992	100,918	1,051	0.36%
Properties							
770.100.350 Furniture/Equipment	7,500	0	2,484	0	0	7,500	0.00%
770.100.351 Replacements-Micros	0	0	0	1,204	6,051	0	0.00%
770.100.354 Other Equipment TCA	0	0	0	0	0	0	0.00%
Total Properties	7,500	0	2,484	1,204	6,051	7,500	0.00%
Other Service Charges							
770.100.400 Travel Expenses	2,500	2,500	148	0	0	0	0.00%
770.100.401 Conferences/Conventions	20,000	15,000	12,579	12,826	8,756	5,000	33.33%
770.100.402 Training	5,000	2,500	1,245	0	0	2,500	100.00%
770.100.405 Subscriptions/Memberships	3,000	3,000	3,691	3,836	1,590	0	0.00%
770.100.417 Study/Consulting Fees	0	0	1,044	7,048	-10,242	0	0.00%
770.100.418 Bad Debts	0	0	3,661	0	0	0	0.00%
770.100.446 Grant Expenditures	0	196,500	199,094	0	0	-196,500	-100.00%
770.100.448 Transfer to Reserve	0	0	75,361	0	0	0	0.00%

City of St Catharines
Performing Arts
2019 Operating Budget - Expenditures by Object

	2019	2018	2017	2016	2015	\$	Change %
	Budget	Budget	Actuals	Actuals	Actuals	2018	2018
						Budget	Budget
770.100.450 Miscellaneous	1,000	1,000	7,706	8,891	7,881	0	0.00%
770.100.451 Business Expenses	1,500	1,500	0	0	0	0	0.00%
770.100.455 Cash Over/Short	0	0	0	0	0	0	0.00%
770.100.463 Marketing	300,000	300,000	299,860	285,460	124,907	0	0.00%
770.100.468 Artist/Entert't Rider	60,000	60,000	46,847	45,685	33,086	0	0.00%
Total Other Service Charges	393,000	582,000	651,236	363,746	165,978	-189,000	-32.47%
Tangible Capital Assets							
770.100.380 TCA - Capitalized Assets	0	0	-203,433	-466,532	-29,932	0	0.00%
770.100.384 TCA - Current year Deprec	0	0	1,313,172	1,247,527	42,857	0	0.00%
770.100.389 TCA Offset	0	0	-1,109,739	-780,996	-12,925	0	0.00%
Total Tangible Capital Assets	0	0	0	-1	0	0	0.00%
Total Expenditures	5,558,399	5,527,608	5,239,175	4,937,493	1,904,060	30,791	0.56%
Revenue							
770.100.800 Miscellaneous Revenue	-16,403	-16,066	-12,435	-11,462	111	-337	2.10%
770.100.801 Provincial Grant	-33,250	-126,500	0	-28,980	-3,000	93,250	-73.72%
770.100.802 Federal Grants	-45,000	-95,000	-99,500	-67,000	-37,500	50,000	-52.63%
770.100.803 Brock/Corp Cont/Grants	-790,000	-794,945	-813,363	-771,956	-397,350	4,945	-0.62%
770.100.805 Donations	-150,000	-264,000	-101,471	-34,807	-100	114,000	-43.18%
770.100.807 Fee for Service-Box	-63,813	-62,500	-72,059	-60,164	-18,447	-1,313	2.10%
770.100.808 Fee for Service-Product'n	-225,173	-220,542	-213,804	-142,864	-28,153	-4,631	2.10%
770.100.809 Fee for Service-Postage	-3,124	-3,060	-2,409	-2,924	-2,447	-64	2.09%
770.100.810 Fee for Service- Handling	-73,512	-72,000	-69,080	-66,634	-31,749	-1,512	2.10%
770.100.834 Miscellaneous Recoverable	0	0	0	0	0	0	0.00%
770.100.835 Ticket Sales	-1,508,362	-1,469,993	-1,484,068	-1,624,920	-549,468	-38,369	2.61%
770.100.836 Sponsorships	-160,000	0	0	0	0	-160,000	0.00%
770.100.850 Advertising Revenue	-76,575	-75,000	-69,499	-102,373	-33,750	-1,575	2.10%
770.100.857 Concession Sales	-366,279	-351,400	-304,693	-295,590	-62,126	-14,879	4.23%
770.100.860 Vending Machines	-5,207	-5,100	-5,560	-5,560	-5,250	-107	2.10%
770.100.861 Liquor Sales	0	0	-59	0	0	0	0.00%
770.100.900 Transfer from Reserve	0	0	-102,983	0	0	0	0.00%
770.100.930 Rental Revenue	-550,000	-510,000	-388,377	-392,832	-47,920	-40,000	7.84%
770.100.946 PAC CIF ticket surcharge	0	0	-75,361	0	0	0	0.00%
Total Revenue	-4,066,698	-4,066,106	-3,814,721	-3,608,066	-1,217,149	-592	0.01%
Total Net Expenditures	1,491,701	1,461,502	1,424,454	1,329,427	686,911	30,199	2.07%

City of St Catharines

2019 Operating Budget - Expenditures by Department, Board or Committee

	2019 Budget	2018 Budget	2017 Actuals	2016 Actuals	2015 Actuals	\$ Change 2018 Budget	% Change 2018 Budget
Financial Management Services							
Finance	1,408,008	1,625,750	1,564,327	1,382,357	1,545,145	-217,742	-13.39%
Property Management	231,210	216,427	148,347	196,392	195,676	14,783	6.83%
Purchasing	283,517	288,038	260,790	269,243	241,257	-4,521	-1.57%
External Audit	50,000	30,000	33,072	31,953	26,458	20,000	66.67%
Copying - General	26,000	26,000	24,882	24,176	23,213	0	0.00%
Insurance - General	1,500,000	1,500,000	1,499,951	1,487,076	1,533,157	0	0.00%
Other Benefits	75,000	75,000	72,980	70,630	48,245	0	0.00%
Joint Staff Meetings	1,200	1,200	403	228	906	0	0.00%
Actuarial Valuations	8,000	8,000	5,878	8,000	8,000	0	0.00%
Bank Charges	10,210	10,100	36,846	43,219	41,445	110	1.09%
Collection Costs	9,000	9,000	14,999	6,373	5,486	0	0.00%
Provision for Allowances	0	0	333,556	799,918	45,967	0	0.00%
Employee Suggestion Program	200	200	0	0	0	0	0.00%
Miscellaneous-general	50,000	40,000	78,785	96,424	100,532	10,000	25.00%
Postage - general	165,000	160,000	163,316	153,283	187,922	5,000	3.13%
Benefits	0	0	1	105,639	0	0	0.00%
Workers Compensation	0	0	10,191	0	0	0	0.00%
Total Financial Management Services	3,817,345	3,989,715	4,248,324	4,677,603	4,006,345	-172,370	-4.32%

City of St Catharines

Finance

2019 Operating Budget - Expenditures by Object

	2019	2018	2017	2016	2015	\$	Change %
	Budget	Budget	Actuals	Actuals	Actuals	2018	2018
						Budget	Budget
Object of Expenditure							
Salaries and Wages							
702.300.001 Salaries/Wages-Regular	1,399,694	1,536,809	1,740,575	1,823,364	1,786,290	-137,115	-8.92%
702.300.002 Salaries/Wages-Overtime	10,000	6,999	9,648	9,527	4,704	3,001	42.88%
702.300.003 Salaries/Wages-Ext Svce	49,928	48,181	168,284	53,623	85,813	1,747	3.63%
702.300.006 Sick Pay	0	0	401	0	0	0	0.00%
702.300.007 Holiday/Vacation Pay	1,998	1,929	9,466	5,694	12,270	69	3.58%
702.300.009 Doctor's Appointments	0	0	17	0	0	0	0.00%
Total Salaries and Wages	1,461,620	1,593,918	1,928,391	1,892,208	1,889,077	-132,298	-8.30%
Benefits							
702.300.030 Pensions	217,201	220,961	242,282	254,415	251,451	-3,760	-1.70%
702.300.031 Other Benefits	207,608	170,355	215,743	185,369	191,511	37,253	21.87%
702.300.032 Workers Compensation	46,056	47,733	282,391	50,151	48,605	-1,677	-3.51%
702.300.033 Employment Insurance	25,242	27,826	28,248	32,986	31,595	-2,584	-9.29%
702.300.040 Meal Allowance	0	0	0	0	0	0	0.00%
Total Benefits	496,107	466,875	768,664	522,921	523,162	29,232	6.26%
Equipment Operations							
702.300.053 Service Contracts	6,210	6,210	7,249	0	0	0	0.00%
702.300.054 Repairs-equipment	650	1,350	1,479	446	148	-700	-51.85%
702.300.067 Car Allowance/Mileage	900	900	975	340	0	0	0.00%
Total Equipment Operations	7,760	8,460	9,703	786	148	-700	-8.27%
Building and Maintenance							
702.300.180 improvements-Non TCA	1,500	1,500	1,000	0	1,491	0	0.00%
Total Building and Maintenance	1,500	1,500	1,000	0	1,491	0	0.00%
Contracts							
702.300.200 Contracts-tax bill prep	12,000	12,000	15,742	10,920	25,918	0	0.00%
702.300.201 Contract - PSAB-capital	0	0	0	0	0	0	0.00%
702.300.202 Contracts-other	0	0	0	0	0	0	0.00%
702.300.206 Contract-Recycl'g/Garbage	200	200	0	0	0	0	0.00%
Total Contracts	12,200	12,200	15,742	10,920	25,918	0	0.00%
Office and Related Expenses							
702.300.303 Courier Charges	5,250	5,000	5,298	2,141	75	250	5.00%
702.300.306 Cell phones	1,500	1,440	1,769	1,768	2,619	60	4.17%
702.300.307 Printing	6,000	5,400	7,506	2,608	348	600	11.11%
702.300.309 Advertising	6,000	6,000	3,024	2,894	1,644	0	0.00%
702.300.310 Office Supplies	24,000	26,000	22,353	28,760	24,156	-2,000	-7.69%
702.300.312 Books and Publications	2,535	2,535	1,641	2,082	1,645	0	0.00%

City of St Catharines

Finance

2019 Operating Budget - Expenditures by Object

	2019	2018	2017	2016	2015	\$	Change %
	Budget	Budget	Actuals	Actuals	Actuals	2018	2018
						Budget	Budget
702.300.314 Software	0	0	305	7,498	9,125	0	0.00%
702.300.323 Internet Charges	540	540	376	377	91	0	0.00%
702.300.330 Office Furniture Non TCA	6,000	6,400	4,806	3,828	5,621	-400	-6.25%
Total Office and Related Expenses	51,825	53,315	47,078	51,956	45,324	-1,490	-2.79%
Properties							
702.300.351 Replacements-micros	0	0	0	11,558	15,706	0	0.00%
702.300.354 Other Equipment	0	0	-7,401	0	-4,300	0	0.00%
Total Properties	0	0	-7,401	11,558	11,406	0	0.00%
Other Service Charges							
702.300.400 Travelling	200	200	124	552	396	0	0.00%
702.300.401 Conferences/Conventions	7,020	7,047	4,659	3,603	7,610	-27	-0.38%
702.300.402 Training	7,150	7,150	7,150	3,066	641	0	0.00%
702.300.405 Subscriptions/Memb'ships	10,845	11,185	8,176	9,566	7,589	-340	-3.04%
702.300.417 Study/Consulting Fees	1,000	1,000	-4	7,000	0	0	0.00%
702.300.450 Miscellaneous	100	200	79	91	87	-100	-50.00%
Total Other Service Charges	26,315	26,782	20,184	23,878	16,323	-467	-1.74%
Total Expenditures	2,057,327	2,163,050	2,783,361	2,514,227	2,512,849	-105,723	-4.89%
Revenue							
630.110.000 Tax Certificates	-150,000	-57,000	-61,718	-57,082	-50,940	-93,000	163.16%
702.300.800 Miscellaneous Revenue	-24,000	-22,000	-32,029	-23,688	-12,699	-2,000	9.09%
702.300.811 Reg'n Costs-Tax Arrears	-45,000	-45,000	-80,540	-41,200	-31,069	0	0.00%
702.300.815 Utility-recoverable	-62,800	-62,800	-52,800	-52,800	-52,800	0	0.00%
702.300.833 Mortgage Info revenue	-157,000	-157,000	-157,553	-160,005	-108,260	0	0.00%
702.300.834 Taxes-Verbal fees	0	-64,000	-73,915	-84,508	-72,495	64,000	-100.00%
702.300.838 Transfer Fees	0	0	0	0	0	0	0.00%
702.300.839 Refund Fees	0	0	0	0	0	0	0.00%
702.300.921 Water Admin Fee	-42,000	-40,000	-46,126	-37,478	-42,427	-2,000	5.00%
702.300.922 A/R Admin Fee	-3,750	-3,500	-4,885	-3,128	-4,119	-250	7.14%
702.300.923 Region POA fees	-1,000	-1,000	-407	-650	-500	0	0.00%
702.300.924 Admin - Pty Stds	0	0	-179	-350	-105	0	0.00%
702.300.925 New Ownership/Roll Fee	-85,000	-85,000	-102,235	-57,740	0	0	0.00%
702.300.950 Salary Alloc-Canine Cont	0	0	-6,100	-11,000	-11,000	0	0.00%
702.300.951 Salary Allocated-Pkg	0	0	-70,000	-60,000	-59,000	0	0.00%
702.300.952 Salary Allocated-water	0	0	-390,000	-408,000	-395,000	0	0.00%
702.300.953 Allocation - IT/HR	0	0	-140,547	-134,241	-127,290	0	0.00%

City of St Catharines
Finance
2019 Operating Budget - Expenditures by Object

	2019	2018	2017	2016	2015	\$	Change %
	Budget	Budget	Actuals	Actuals	Actuals	2018	2018
						Budget	Budget
702.300.954 Allocation-FOPAC	-25,000	0	0	0	0	-25,000	0.00%
702.300.955 Allocation - Building Indirect	-53,769	0	0	0	0	-53,769	0.00%
Total Revenue	-649,319	-537,300	-1,219,034	-1,131,870	-967,704	-112,019	20.85%
Total Net Expenditures	1,408,008	1,625,750	1,564,327	1,382,357	1,545,145	-217,742	-13.39%

City of St Catharines
Property Management
2019 Operating Budget - Expenditures by Object

	2019	2018	2017	2016	2015	\$	Change %
	Budget	Budget	Actuals	Actuals	Actuals	2018	2018
						Budget	Budget
Object of Expenditure							
Salaries and Wages							
702.305.001 Salaries/Wages-Regular	164,984	149,361	104,068	142,297	141,108	15,623	10.46%
702.305.006 Sick Pay	0	0	0	0	0	0	0.00%
702.305.007 Holiday/Vacation Pay	0	0	173	0	0	0	0.00%
702.305.009 Doctor's Appointments	0	0	0	0	0	0	0.00%
Total Salaries and Wages	164,984	149,361	104,241	142,297	141,108	15,623	10.46%
Benefits							
702.305.030 Pensions	24,012	23,523	15,612	20,119	19,904	489	2.08%
702.305.031 Other Benefits	15,000	15,290	9,554	13,606	14,926	-290	-1.90%
702.305.032 Workers Compensation	5,035	5,280	3,194	3,975	3,897	-245	-4.64%
702.305.033 Employment Insurance	2,404	2,493	1,601	2,427	2,400	-89	-3.57%
Total Benefits	46,451	46,586	29,961	40,127	41,127	-135	-0.29%
Equipment Operations							
702.305.067 Car Allowance/Mileage	500	500	74	117	187	0	0.00%
Total Equipment Operations	500	500	74	117	187	0	0.00%
Office and Related Expenses							
702.305.303 Courier Charges	50	50	0	0	8	0	0.00%
702.305.306 Cell Phones	420	500	536	457	707	-80	-16.00%
702.305.312 Books and Publications	100	200	0	0	0	-100	-50.00%
702.305.314 Software	3,700	3,500	3,251	3,251	3,251	200	5.71%
702.305.330 Office Furniture Non TCA	500	0	0	0	0	500	0.00%
Total Office and Related Expenses	4,770	4,250	3,787	3,708	3,966	520	12.24%
Properties							
702.305.351 Replacement-Micros	0	0	0	1,204	0	0	0.00%
Total Properties	0	0	0	1,204	0	0	0.00%
Other Service Charges							
702.305.400 Travelling	0	50	46	72	41	-50	-100.00%
702.305.402 Training/Seminars	2,000	2,000	153	2,154	0	0	0.00%
702.305.405 Subscriptions/Memb'ships	755	1,930	784	1,876	1,134	-1,175	-60.88%
702.305.417 Study/Consulting Fees	10,000	10,000	7,618	4,783	5,895	0	0.00%
702.305.421 Title Searches	200	200	126	0	8	0	0.00%
702.305.448 Survey/Land Sale Costs	1,500	1,500	1,526	55	0	0	0.00%

City of St Catharines
Property Management
2019 Operating Budget - Expenditures by Object

	2019	2018	2017	2016	2015	\$	Change %
	Budget	Budget	Actuals	Actuals	Actuals	2018	2018
						Budget	Budget
702.305.450 Miscellaneous	50	50	31	0	0	0	0.00%
Total Other Service Charges	14,505	15,730	10,284	8,940	7,078	-1,225	-7.79%
Tangible Capital Assets							
702.305.380 TCA - Capitalized Asset	0	0	-344	-1,204	0	0	0.00%
702.305.384 TCA - Current Year Deprec	0	0	469	321	472	0	0.00%
702.305.389 TCA Offset	0	0	-125	882	-472	0	0.00%
Total Tangible Capital Assets	0	0	0	-1	0	0	0.00%
Total Expenditures	231,210	216,427	148,347	196,392	193,466	14,783	6.83%
Total Net Expenditures	231,210	216,427	148,347	196,392	193,466	14,783	6.83%

City of St Catharines
Purchasing
2019 Operating Budget - Expenditures by Object

	2019	2018	2017	2016	2015	\$	Change %
	Budget	Budget	Actuals	Actuals	Actuals	2018	2018
						Budget	Budget
Object of Expenditure							
Salaries and Wages							
702.310.001 Salaries/Wages-Regular	200,143	196,701	189,392	204,456	193,912	3,442	1.75%
702.310.002 Salaries/Wages-Overtime	0	0	0	123	191	0	0.00%
702.310.006 Sick Pay	0	0	0	0	0	0	0.00%
702.310.007 Holiday/Vacation Pay	0	0	1,089	0	0	0	0.00%
702.310.009 Doctor's Appointments	0	0	0	0	0	0	0.00%
Total Salaries and Wages	200,143	196,701	190,481	204,579	194,103	3,442	1.75%
Benefits							
702.310.030 Pensions	29,303	30,710	26,793	28,264	17,863	-1,407	-4.58%
702.310.031 Other Benefits	27,026	24,446	21,939	21,266	12,414	2,580	10.55%
702.310.032 Workers Compensation	6,735	7,582	5,928	6,196	5,648	-847	-11.17%
702.310.033 Employment Insurance	3,605	3,739	3,196	4,368	3,430	-134	-3.58%
702.310.041 Safety Shoes	175	175	132	153	0	0	0.00%
Total Benefits	66,844	66,652	57,988	60,247	39,355	192	0.29%
Equipment Operations							
702.310.053 Service Contracts	6,495	6,495	0	0	0	0	0.00%
702.310.067 Car Allowance/Mileage	200	200	0	272	746	0	0.00%
Total Equipment Operations	6,695	6,695	0	272	746	0	0.00%
Materials							
702.310.109 Safety Equipment	0	0	20	0	0	0	0.00%
Total Materials	0	0	20	0	0	0	0.00%
Office and Related Expenses							
702.310.306 Cell Phones	600	480	828	866	0	120	25.00%
702.310.307 Printing	250	250	4	21	16	0	0.00%
702.310.312 Books and Publications	600	600	0	0	100	0	0.00%
702.310.314 Software	0	8,300	8,141	0	0	-8,300	-100.00%
702.310.330 Office furniture Non TCA	0	0	0	0	742	0	0.00%
Total Office and Related Expenses	1,450	9,630	8,973	887	858	-8,180	-84.94%
Other Service Charges							
702.310.400 Travelling	0	0	6	0	0	0	0.00%
702.310.401 Conferences/Conventions	2,500	2,500	1,365	1,551	1,808	0	0.00%
702.310.402 Training and Education	4,500	4,500	550	894	771	0	0.00%

City of St Catharines
Purchasing
2019 Operating Budget - Expenditures by Object

	2019	2018	2017	2016	2015	\$	Change %
	Budget	Budget	Actuals	Actuals	Actuals	2018	2018
						Budget	Budget
702.310.405 Subscriptions/Memb'ships	1,310	1,310	1,302	753	1,190	0	0.00%
702.310.450 Miscellaneous	75	50	105	60	121	25	50.00%
Total Other Service Charges	8,385	8,360	3,328	3,258	3,890	25	0.30%
Total Expenditures	283,517	288,038	260,790	269,243	238,952	-4,521	-1.57%
Total Net Expenditures	283,517	288,038	260,790	269,243	238,952	-4,521	-1.57%

City of St Catharines
External Audit
2019 Operating Budget - Expenditures by Object

	2019	2018	2017	2016	2015	\$	Change %
	Budget	Budget	Actuals	Actuals	Actuals	2018 Budget	2018 Budget
Object of Expenditure							
Contracts							
702.315.000 Audit	50,000	30,000	33,072	31,953	26,458	20,000	66.67%
Total Contracts	50,000	30,000	33,072	31,953	26,458	20,000	66.67%
Total Expenditures	50,000	30,000	33,072	31,953	26,458	20,000	66.67%
Total Net Expenditures	50,000	30,000	33,072	31,953	26,458	20,000	66.67%

City of St Catharines
Copying - General
2019 Operating Budget - Expenditures by Object

	2019	2018	2017	2016	2015	\$	Change %
	Budget	Budget	Actuals	Actuals	Actuals	2018 Budget	2018 Budget
Object of Expenditure							
Office and Related Expenses							
702.320.000 Copying	26,000	26,000	24,882	24,176	23,213	0	0.00%
Total Office and Related Expenses	26,000	26,000	24,882	24,176	23,213	0	0.00%
Total Expenditures	26,000	26,000	24,882	24,176	23,213	0	0.00%
Total Net Expenditures	26,000	26,000	24,882	24,176	23,213	0	0.00%

City of St Catharines
Insurance - General
2019 Operating Budget - Expenditures by Object

	2019	2018	2017	2016	2015	\$	Change %
	Budget	Budget	Actuals	Actuals	Actuals	2018 Budget	2018 Budget
Object of Expenditure							
Contracts							
702.335.100 Self-insurance	850,000	900,000	756,082	864,146	833,822	-50,000	-5.56%
702.335.105 Premiums	650,000	600,000	580,869	622,930	699,335	50,000	8.33%
Total Contracts	1,500,000	1,500,000	1,336,951	1,487,076	1,533,157	0	0.00%
Other Service Charges							
702.335.448 Transfer to Reserve	0	0	163,000	0	0	0	0.00%
Total Other Service Charges	0	0	163,000	0	0	0	0.00%
Total Expenditures	1,500,000	1,500,000	1,499,951	1,487,076	1,533,157	0	0.00%
Total Net Expenditures	1,500,000	1,500,000	1,499,951	1,487,076	1,533,157	0	0.00%

City of St Catharines
Other Benefits
2019 Operating Budget - Expenditures by Object

	2019	2018	2017	2016	2015	\$	Change %
	Budget	Budget	Actuals	Actuals	Actuals	2018 Budget	2018 Budget
Object of Expenditure							
Benefits							
702.345.100 Employment Insurance	0	0	800,006	0	887,404	0	0.00%
702.345.110 Paid up Group Life	75,000	75,000	72,980	70,630	48,245	0	0.00%
702.345.300 Employment Insurance	0	0	-800,006	0	-887,404	0	0.00%
Total Benefits	75,000	75,000	72,980	70,630	48,245	0	0.00%
Total Expenditures	75,000	75,000	72,980	70,630	48,245	0	0.00%
Total Net Expenditures	75,000	75,000	72,980	70,630	48,245	0	0.00%

City of St Catharines
Postage - general
2019 Operating Budget - Expenditures by Object

	2019	2018	2017	2016	2015	\$	Change %
	Budget	Budget	Actuals	Actuals	Actuals	2018 Budget	2018 Budget
Object of Expenditure							
Office and Related Expenses							
702.210.000 Postage	165,000	160,000	163,316	153,283	187,922	5,000	3.13%
Total Office and Related Expenses	165,000	160,000	163,316	153,283	187,922	5,000	3.13%
Total Expenditures	165,000	160,000	163,316	153,283	187,922	5,000	3.13%
Total Net Expenditures	165,000	160,000	163,316	153,283	187,922	5,000	3.13%

City of St Catharines

2019 Operating Budget - Expenditures by Department, Board or Committee

	2019 Budget	2018 Budget	2017 Actuals	2016 Actuals	2015 Actuals	\$ Change 2018 Budget	% Change 2018 Budget
Corporate Support Services							
Customer Service	896,533	910,662	906,633	873,679	753,203	-14,129	-1.55%
Technology Centre	3,031,723	3,045,054	2,828,273	2,612,674	2,632,672	-13,331	-0.44%
Telecommunications	168,940	231,000	208,055	205,662	247,945	-62,060	-26.87%
Long Service Recognition	23,735	23,735	24,297	26,681	21,196	0	0.00%
Human Resources	1,412,896	1,357,181	1,317,375	1,142,909	1,361,395	55,715	4.11%
Staff Development	58,801	15,150	14,601	32,173	16,764	43,651	288.13%
Employee Safety	68,756	58,378	60,579	68,074	57,318	10,378	17.78%
Union Bargaining Matters	0	0	0	1,960	0	0	0.00%
Team STC 1.0	1,020	1,010	1,368	2,306	494	10	0.99%
Total Corporate Support Services	5,662,404	5,642,170	5,361,181	4,966,118	5,090,987	20,234	0.36%

EXPENDITURE ACCOUNT		2019 BUDGET
702.220	<u>LONG SERVICE RECOGNITION</u>	
	VOLUNTEER RECOGNITION	\$12,500
	EMPLOYEE RECOGNITION	11,235
		<u>\$23,735</u>
702.225	<u>INFORMATION SYSTEMS</u>	
	<u>053 SERVICE CONTRACTS</u>	2018 - \$1,577,133
		<u>\$1,576,935</u>
	<u>351 COMPUTER HARDWARE REPLACEMENT</u>	
		2018 - \$210,400
		<u>\$210,000</u>
	<u>352- IT IMPLEMENTATION</u>	
	<u>PERIPHERALS/ACCESSORIES</u>	2018 - \$2,000
		<u>\$2,000</u>
783.118	<u>TEAM STC</u>	2018 - \$1,010
		<u>\$1,020</u>

City of St Catharines
Customer Service
2019 Operating Budget - Expenditures by Object

	2019	2018	2017	2016	2015	\$	Change %
	Budget	Budget	Actuals	Actuals	Actuals	2018	2018
						Budget	Budget
Object of Expenditure							
Salaries and Wages							
702.203.001 Salaries/Wages-Regular	511,758	540,653	383,688	356,704	304,962	-28,895	-5.34%
702.203.002 Salaries/Wages-Overtime	0	0	2,898	436	480	0	0.00%
702.203.003 Salaries/Wages-Extra	160,723	145,642	196,703	212,656	209,233	15,081	10.35%
702.203.006 Sick Pay	0	0	719	0	0	0	0.00%
702.203.007 Holiday/Vacation Pay	6,422	5,820	17,197	17,862	17,114	602	10.34%
702.203.009 Doctor's Appointments	0	0	0	0	0	0	0.00%
702.203.012 Allocation FMS	0	0	46,849	44,747	42,430	0	0.00%
702.203.013 Allocation-Admin	0	0	93,166	85,281	25,141	0	0.00%
Total Salaries and Wages	678,903	692,115	741,220	717,686	599,360	-13,212	-1.91%
Benefits							
702.203.030 Pensions	95,760	100,629	69,085	63,722	55,911	-4,869	-4.84%
702.203.031 Other Benefits	65,539	63,356	41,088	42,055	41,294	2,183	3.45%
702.203.032 Workers Compensation	21,107	21,775	17,819	17,094	15,640	-668	-3.07%
702.203.033 Employment Insurance	13,054	12,817	10,932	13,346	12,060	237	1.85%
702.203.040 Meal Allowance	0	0	9	0	0	0	0.00%
Total Benefits	195,460	198,577	138,933	136,217	124,905	-3,117	-1.57%
Equipment Operations							
702.203.053 Service Contracts	0	0	2,500	0	0	0	0.00%
702.203.054 Repairs - Equipment	0	0	0	60	0	0	0.00%
702.203.067 Car Allowance/Mileage	150	150	0	114	157	0	0.00%
Total Equipment Operations	150	150	2,500	174	157	0	0.00%
Office and Related Expenses							
702.203.306 Cell Phones	720	720	666	372	609	0	0.00%
702.203.307 Printing	500	500	299	37	144	0	0.00%
702.203.310 Office Supplies	3,500	3,500	3,449	3,633	2,103	0	0.00%
702.203.314 Software	1,000	300	0	0	0	700	233.33%
702.203.318 Cash Processing Fees	10,000	9,000	9,735	10,810	9,136	1,000	11.11%
702.203.330 Furniture/Equipment NTCA	1,500	4,000	751	828	1,790	-2,500	-62.50%
702.203.351 Computer Hardware	0	0	0	5,967	3,809	0	0.00%
Total Office and Related Expenses	17,220	18,020	14,900	21,647	17,591	-800	-4.44%
Properties							
702.203.350 Office Equipm't/Furniture	0	0	6,817	0	0	0	0.00%
Total Properties	0	0	6,817	0	0	0	0.00%

City of St Catharines
Customer Service
2019 Operating Budget - Expenditures by Object

	2019	2018	2017	2016	2015	\$	Change %
	Budget	Budget	Actuals	Actuals	Actuals	2018	2018
						Budget	Budget
Other Service Charges							
702.203.401 Conferences/Conventions	800	800	661	642	919	0	0.00%
702.203.402 Training	4,000	1,000	392	304	1,018	3,000	300.00%
702.203.450 Miscellaneous	0	0	1,210	9	3	0	0.00%
702.203.458 Customer Service Program	0	0	0	-3,000	9,106	0	0.00%
Total Other Service Charges	4,800	1,800	2,263	-2,045	11,046	3,000	166.67%
Total Expenditures	896,533	910,662	906,633	873,679	753,059	-14,129	-1.55%
Total Net Expenditures	896,533	910,662	906,633	873,679	753,059	-14,129	-1.55%

City of St Catharines
Long Service Recognition
2019 Operating Budget - Expenditures by Object

						\$	Change %
	2019	2018	2017	2016	2015	2018	2018
	Budget	Budget	Actuals	Actuals	Actuals	Budget	Budget
Object of Expenditure							
Benefits							
702.220.000 Long Svce Recognition	23,735	23,735	24,297	26,681	21,196	0	0.00%
Total Benefits	23,735	23,735	24,297	26,681	21,196	0	0.00%
Total Expenditures	23,735	23,735	24,297	26,681	21,196	0	0.00%
Total Net Expenditures	23,735	23,735	24,297	26,681	21,196	0	0.00%

City of St Catharines
Technology Centre
2019 Operating Budget - Expenditures by Object

	2019	2018	2017	2016	2015	\$	Change %
	Budget	Budget	Actuals	Actuals	Actuals	2018	2018
						Budget	Budget
Object of Expenditure							
Salaries and Wages							
702.225.001	Salaries/Wages-Regular	1,039,882	1,058,317	899,540	816,735	815,475	-18,435 -1.74%
702.225.002	Salaries/Wages-Overtime	2,002	2,002	4,933	79	0	0 0.00%
702.225.003	Salaries/Wages-Ext Svce	20,777	20,418	20,534	47,940	42,091	359 1.76%
702.225.006	Sick Pay	0	0	141	0	0	0 0.00%
702.225.007	Holiday/Vacation Pay	829	818	9,629	4,000	3,373	11 1.34%
702.225.009	Doctor's Appointments	0	0	56	0	0	0 0.00%
702.225.012	Allocation - FMS	0	0	46,849	44,747	42,430	0 0.00%
702.225.013	Allocation-Admin	0	0	93,166	85,281	25,141	0 0.00%
Total Salaries and Wages		1,063,490	1,081,555	1,074,848	998,782	928,510	-18,065 -1.67%
Benefits							
702.225.030	Pensions	162,616	158,198	129,326	119,454	114,450	4,418 2.79%
702.225.031	Other Benefits	113,911	99,311	73,837	71,647	83,152	14,600 14.70%
702.225.032	Workers Compensation	32,229	31,762	45,000	24,133	24,028	467 1.47%
702.225.033	Employment Insurance	14,596	15,298	12,215	14,484	13,608	-702 -4.59%
702.225.040	Meal Allowance	0	0	0	0	0	0 0.00%
Total Benefits		323,352	304,569	260,378	229,718	235,238	18,783 6.17%
Equipment Operations							
702.225.053	Service Contracts	1,576,935	1,577,133	1,317,287	1,428,978	1,390,254	-198 -0.01%
702.225.054	Repairs-equipment	1,000	1,000	1,036	842	3,210	0 0.00%
702.225.067	Car Allowance/Mileage	900	900	1,000	273	1,006	0 0.00%
Total Equipment Operations		1,578,835	1,579,033	1,319,323	1,430,093	1,394,470	-198 -0.01%
Materials							
702.225.102	Small Tools/Equipment	0	0	31	0	0	0 0.00%
702.225.110	Protective Clothing	200	200	0	0	0	0 0.00%
Total Materials		200	200	31	0	0	0 0.00%
Contracts							
702.225.200	Contract - Other	0	0	0	0	0	0 0.00%
Total Contracts		0	0	0	0	0	0 0.00%
Office and Related Expenses							
702.225.303	Courier Services	200	200	483	105	170	0 0.00%
702.225.306	Cellular Phones	7,320	5,336	8,042	5,018	5,618	1,984 37.18%
702.225.307	Printing	100	100	4	57	0	0 0.00%
702.225.310	Office Supplies	2,000	2,000	1,929	1,312	1,227	0 0.00%
702.225.312	Books and Publications	150	150	0	0	0	0 0.00%
702.225.313	Microcomputer Supplies	0	0	0	0	0	0 0.00%

City of St Catharines
Technology Centre
2019 Operating Budget - Expenditures by Object

	2019	2018	2017	2016	2015	\$	Change %
	Budget	Budget	Actuals	Actuals	Actuals	2018	2018
						Budget	Budget
702.225.314 Software	500	500	-10,000	0	-9,859	0	0.00%
702.225.323 Internet Charges	500	500	644	455	47	0	0.00%
702.225.330 Furniture/Equipment NTCA	3,000	1,300	0	0	2,199	1,700	130.77%
Total Office and Related Expenses	13,770	10,086	1,102	6,947	-598	3,684	36.53%
Properties							
702.225.350 Office Equip/Furniture	13,000	0	0	0	0	13,000	0.00%
702.225.351 Replacements-micros	211,500	210,400	224,700	386	12,938	1,100	0.52%
702.225.352 IT Implementation	2,000	2,000	39,536	35,642	152,575	0	0.00%
Total Properties	226,500	212,400	264,236	36,028	165,513	14,100	6.64%
Other Service Charges							
702.225.401 Conferences/Conventions	7,500	7,500	6,066	6,222	3,898	0	0.00%
702.225.402 Training	11,000	10,000	11,987	12,395	12,152	1,000	10.00%
702.225.405 Subscriptions/Memb'ships	3,600	3,620	1,417	3,884	1,067	-20	-0.55%
702.225.450 Miscellaneous	200	150	129	0	4	50	33.33%
Total Other Service Charges	22,300	21,270	19,599	22,501	17,121	1,030	4.84%
Tangible Capital Assets							
702.225.380 TCA - Capitalized Assets	0	0	-106,718	-130,287	-13,038	0	0.00%
702.225.384 TCA - Current Year Deprec	0	0	125,333	286,843	338,289	0	0.00%
702.225.387 TCA - Loss on Disposal	0	0	0	1,635	9,380	0	0.00%
702.225.389 TCA offset	0	0	-18,614	-158,191	-334,631	0	0.00%
Total Tangible Capital Assets	0	0	1	0	0	0	0.00%
Total Expenditures	3,228,447	3,209,113	2,939,518	2,724,069	2,740,254	19,334	0.60%
Revenue							
702.225.807 User Billings-External	-22,788	-22,788	-19,439	-19,439	-19,439	0	0.00%
702.225.834 Misc Recoverables	0	0	0	-150	0	0	0.00%
702.225.950 Water Division Allocation	-66,775	-114,248	-66,665	-66,665	-66,665	47,473	-41.55%
702.225.951 Parking Tickets Allocat'n	-25,141	-27,023	-25,141	-25,141	-25,141	1,882	-6.96%
702.225.954 Allocation-FOPAC	-20,000	0	0	0	0	-20,000	0.00%
702.225.955 Allocation Bldg Indirect	-62,020	0	0	0	0	-62,020	0.00%
Total Revenue	-196,724	-164,059	-111,245	-111,395	-111,245	-32,665	19.91%
Total Net Expenditures	3,031,723	3,045,054	2,828,273	2,612,674	2,629,009	-13,331	-0.44%

City of St Catharines
Telecommunications
2019 Operating Budget - Expenditures by Object

	2019	2018	2017	2016	2015	\$	Change %
	Budget	Budget	Actuals	Actuals	Actuals	2018 Budget	2018 Budget
Object of Expenditure							
Equipment Operations							
702.235.054 Service and Replacement	45,000	45,000	47,356	37,949	29,717	0	0.00%
Total Equipment Operations	45,000	45,000	47,356	37,949	29,717	0	0.00%
Office and Related Expenses							
702.235.305 Telephone	60,000	120,000	125,270	123,916	123,972	-60,000	-50.00%
702.235.320 Long-distance phone chgs	14,000	14,000	14,284	13,633	12,118	0	0.00%
702.235.321 Data line charges	44,000	44,000	31,145	30,164	30,138	0	0.00%
Total Office and Related Expenses	118,000	178,000	170,699	167,713	166,228	-60,000	-33.71%
Properties							
702.235.354 Other Equipment	10,000	8,000	-10,000	0	52,000	2,000	25.00%
Total Properties	10,000	8,000	-10,000	0	52,000	2,000	25.00%
Total Expenditures	173,000	231,000	208,055	205,662	247,945	-58,000	-25.11%
Revenue							
702.235.955 Allocation Bldg Indirect	-4,060	0	0	0	0	-4,060	0.00%
Total Revenue	-4,060	0	0	0	0	-4,060	0.00%
Total Net Expenditures	168,940	231,000	208,055	205,662	247,945	-62,060	-26.87%

City of St Catharines
Human Resources
2019 Operating Budget - Expenditures by Object

	2019	2018	2017	2016	2015	\$	Change %	
	Budget	Budget	Actuals	Actuals	Actuals	2018	2018	
						Budget	Budget	
Object of Expenditure								
Salaries and Wages								
702.240.001	Salaries/Wages-Regular	972,005	897,499	854,951	773,077	811,036	74,506	8.30%
702.240.002	Salaries/Wages-Overtime	0	0	2,497	1,464	305	0	0.00%
702.240.003	Salaries/Wages-Ext Svce	78,009	10,209	36,310	112,826	84,716	67,800	664.12%
702.240.006	Sick Pay	0	0	1,528	0	0	0	0.00%
702.240.007	Holiday/Vacation Pay	414	409	8,385	6,797	7,845	5	1.22%
702.240.009	Doctor's Appointments	0	0	0	0	0	0	0.00%
702.240.012	Allocation-FMS	0	0	46,849	44,747	42,430	0	0.00%
	Total Salaries and Wages	1,050,428	908,117	950,520	938,911	946,332	142,311	15.67%
Benefits								
702.240.030	Pensions	145,690	140,942	123,458	107,702	126,326	4,748	3.37%
702.240.031	Other Benefits	110,536	92,467	94,871	74,352	89,038	18,069	19.54%
702.240.032	Workers Compensation	32,930	31,196	25,870	23,751	24,348	1,734	5.56%
702.240.033	Employment Insurance	15,367	13,654	12,192	14,526	14,638	1,713	12.55%
702.240.041	Safety Shoes	175	175	175	175	175	0	0.00%
	Total Benefits	304,698	278,434	256,566	220,506	254,525	26,264	9.43%
Equipment Operations								
702.240.053	Service Contracts	500	500	444	444	459	0	0.00%
702.240.054	Repairs-equipment	101	100	0	0	514	1	1.00%
702.240.065	Motor Vehicle Supplies	0	0	0	0	0	0	0.00%
702.240.067	Car Allowance/Mileage	4,343	4,300	4,873	1,607	4,305	43	1.00%
702.240.068	Equip't Operation surplus	3,671	3,943	1,383	2,873	1,386	-272	-6.90%
702.240.069	Vehicle Reserve Prov'n	3,500	3,500	3,500	3,500	3,500	0	0.00%
	Total Equipment Operations	12,115	12,343	10,200	8,424	10,164	-228	-1.85%
Contracts								
702.240.206	Contract-Recycl'g/Garbage	150	150	0	0	0	0	0.00%
	Total Contracts	150	150	0	0	0	0	0.00%
Office and Related Expenses								
702.240.306	Cellular Phones	6,060	6,000	5,447	3,813	6,540	60	1.00%
702.240.307	Printing	800	800	1,044	44	84	0	0.00%
702.240.308	Copying and Prints	1,520	1,520	1,369	1,485	1,813	0	0.00%
702.240.309	Advertising/Recruitment	50,000	50,000	63,376	46,448	55,857	0	0.00%
702.240.310	Office Supplies	1,000	2,500	2,913	2,691	5,169	-1,500	-60.00%
702.240.312	Books and Publications	500	500	2,004	260	0	0	0.00%
702.240.323	Internet Charges	220	220	186	175	152	0	0.00%

City of St Catharines
Human Resources
2019 Operating Budget - Expenditures by Object

	2019	2018	2017	2016	2015	\$	Change %
	Budget	Budget	Actuals	Actuals	Actuals	2018	2018
						Budget	Budget
702.240.330 Equipment/Furniture NTCA	700	700	952	127	1,397	0	0.00%
Total Office and Related Expenses	60,800	62,240	77,291	55,043	71,012	-1,440	-2.31%
Properties							
702.240.351 Replacements - micros	0	0	0	1,565	7,852	0	0.00%
Total Properties	0	0	0	1,565	7,852	0	0.00%
Other Service Charges							
702.240.400 Travelling	200	200	106	-366	1,481	0	0.00%
702.240.401 Conferences/Conventions	12,120	12,000	7,676	13,218	9,482	120	1.00%
702.240.402 Training	555	550	79	0	759	5	0.91%
702.240.405 Subscriptions/Memb'ships	5,602	5,547	4,490	4,789	6,163	55	0.99%
702.240.417 Study Consulting Fees	8,000	8,000	12,907	3,641	8,141	0	0.00%
702.240.424 Testing	2,300	2,300	3,215	1,540	3,557	0	0.00%
702.240.433 EFAP	36,425	36,000	34,384	28,979	31,928	425	1.18%
702.240.434 Accessibility Prgms	6,500	6,500	0	0	0	0	0.00%
702.240.450 Miscellaneous	250	300	56	347	209	-50	-16.67%
702.240.456 Labour Relations	15,150	15,000	133,232	25,353	51,549	150	1.00%
702.240.458 Staff Events/Initiatives	4,000	2,500	3,399	3,220	2,505	1,500	60.00%
702.240.466 Doctor Note reimbursement	7,070	7,000	10,091	8,347	6,034	70	1.00%
Total Other Service Charges	98,172	95,897	209,635	89,068	121,808	2,275	2.37%
Tangible Capital Assets							
702.240.380 TCA - Capitalized Assets	0	0	-3,786	-1,522	-7,408	0	0.00%
702.240.384 TCA - Current Year Deprec	0	0	8,907	8,260	9,383	0	0.00%
702.240.389 TCA Offset	0	0	-5,121	-6,739	-1,976	0	0.00%
Total Tangible Capital Assets	0	0	0	-1	-1	0	0.00%
Total Expenditures	1,526,363	1,357,181	1,504,212	1,313,516	1,411,692	169,182	12.47%
Revenue							
702.240.800 Miscellaneous Revenue	0	0	-505	-45	-16	0	0.00%
702.240.900 Transfer from Reserve	-79,614	0	0	0	0	-79,614	0.00%
702.240.953 Allocation - IT/CS	0	0	-186,332	-170,562	-50,281	0	0.00%
702.240.955 Allocation Bldg Indirect	-33,853	0	0	0	0	-33,853	0.00%
Total Revenue	-113,467	0	-186,837	-170,607	-50,297	-113,467	0.00%
Total Net Expenditures	1,412,896	1,357,181	1,317,375	1,142,909	1,361,395	55,715	4.11%

City of St Catharines
Staff Development
2019 Operating Budget - Expenditures by Object

	2019	2018	2017	2016	2015	\$	Change %
	Budget	Budget	Actuals	Actuals	Actuals	2018 Budget	2018 Budget
Object of Expenditure							
Materials							
702.245.100 General	3,500	0	0	0	0	3,500	0.00%
Total Materials	3,500	0	0	0	0	3,500	0.00%
Other Service Charges							
702.245.117 Skills Develop't Training	40,000	0	9,582	24,104	-3,359	40,000	0.00%
702.245.118 Depart'l Tech Training	15,301	15,150	5,019	8,069	20,123	151	1.00%
Total Other Service Charges	55,301	15,150	14,601	32,173	16,764	40,151	265.02%
Total Expenditures	58,801	15,150	14,601	32,173	16,764	43,651	288.13%
Total Net Expenditures	58,801	15,150	14,601	32,173	16,764	43,651	288.13%

City of St Catharines
Employee Safety
2019 Operating Budget - Expenditures by Object

	2019	2018	2017	2016	2015	\$	Change %
	Budget	Budget	Actuals	Actuals	Actuals	2018 Budget	2018 Budget
Object of Expenditure							
Office and Related Expenses							
702.250.314 Software	0	0	3,785	0	0	0	0.00%
Total Office and Related Expenses	0	0	3,785	0	0	0	0.00%
Other Service Charges							
702.250.150 General Safety	30,578	20,578	14,592	35,439	24,436	10,000	48.60%
702.250.151 First Aid Training	3,636	3,600	1,018	5,332	3,023	36	1.00%
702.250.152 Publications	2,020	2,000	1,017	4,066	652	20	1.00%
702.250.153 Conferences/meetings	2,020	2,000	8,476	1,562	925	20	1.00%
702.250.154 Audiometric Testing	2,525	2,500	1,219	1,628	2,061	25	1.00%
702.250.155 Safety Training	7,575	7,500	12,207	7,270	9,263	75	1.00%
702.250.156 First Aid Room-supplies	202	200	143	59	10	2	1.00%
702.250.157 Assessments(Occ&NonOcc)	20,200	20,000	18,122	12,718	16,948	200	1.00%
Total Other Service Charges	68,756	58,378	56,794	68,074	57,318	10,378	17.78%
Total Expenditures	68,756	58,378	60,579	68,074	57,318	10,378	17.78%
Total Net Expenditures	68,756	58,378	60,579	68,074	57,318	10,378	17.78%

City of St Catharines
Team STC 1.0
2019 Operating Budget - Expenditures by Object

	2019	2018	2017	2016	2015	\$	Change %
	Budget	Budget	Actuals	Actuals	Actuals	2018 Budget	2018 Budget
Object of Expenditure							
Other Service Charges							
783.118.000 Team STC 1.0	1,020	1,010	1,368	2,306	494	10	0.99%
Total Other Service Charges	1,020	1,010	1,368	2,306	494	10	0.99%
Total Expenditures	1,020	1,010	1,368	2,306	494	10	0.99%
Total Net Expenditures	1,020	1,010	1,368	2,306	494	10	0.99%

City of St Catharines

2019 Operating Budget - Expenditures by Department, Board or Committee

	2019 Budget	2018 Budget	2017 Actuals	2016 Actuals	2015 Actuals	\$ Change 2018 Budget	% Change 2018 Budget
Financial Management Services							
Capital/Revenue	1,563,000	1,563,000	1,545,000	1,408,000	1,396,000	0	0.00%
Total Financial Management Services	1,563,000	1,563,000	1,545,000	1,408,000	1,396,000	0	0.00%

CONTRIBUTION TO CAPITAL PROJECTS

790.100 **CAPITAL BUDGET**

(10 year debentures)

10% OF PRELIMINARY 2019 CAPITAL FORECAST.

	<u>CAPITAL BUDGET</u>	<u>OPERATING BUDGET</u>
RECREATION AND COMMUNITY	\$695,000	\$32,000
ROAD PROGRAM	5,296,420	480,000
STORM SEWER PROGRAM	2,569,267	197,000
REGIONAL PROJECTS CITY SHARE	2,622,561	262,000
NEW SIDEWALK CONSTRUCTION	395,071	30,000
SHORELINE PROTECTION	100,000	5,000
WATERCOURSES	650,000	65,000
BRIDGES AND CULVERTS	3,470,000	197,000
CORPORATE INFRASTRUCTURE	980,000	98,000
FIRE SERVICES	1,800,000	180,000
PARKING SERVICES	400,000	40,000
BUILDING IMPROVEMENT PROGRAM	3,509,000	225,000
HYDRO SPECIAL DIVIDEND ALLCATION		-248,000
	<u>\$22,487,319</u>	<u>\$1,563,000</u>

City of St Catharines

2019 Operating Budget - Expenditures by Department, Board or Committee

	2019 Budget	2018 Budget	2017 Actuals	2016 Actuals	2015 Actuals	\$ Change 2018 Budget	% Change 2018 Budget
Debt Repayment							
Information Debt Costs	330,236	330,548	211,820	207,259	207,540	-312	-0.09%
City Hall Debt Costs	345,455	364,332	364,605	364,765	309,175	-18,877	-5.18%
LSSC Debt Costs	1,342,901	1,114,937	944,557	909,869	909,611	227,964	20.45%
Court House Debt Costs	10,395	0	0	56,875	58,445	10,395	0.00%
Library Plaza Debt Costs	81,712	81,795	93,299	93,441	18,263	-83	-0.10%
350 Niagara St Debt Costs	22,791	22,726	22,817	22,772	22,876	65	0.29%
Fire Debt Costs	544,401	563,248	564,292	547,250	396,538	-18,847	-3.35%
Sidewalk Debt Costs	283,124	242,119	263,317	274,568	255,498	41,005	16.94%
Roadway Debt Costs	3,126,818	3,231,346	2,957,497	2,769,075	2,698,608	-104,528	-3.23%
Storm Sewer Debt Costs	1,719,571	1,654,907	1,745,665	1,716,909	1,570,520	64,664	3.91%
Cemetery Debt Costs	401,779	208,553	208,746	203,347	17,052	193,226	92.65%
Assistance to Aged Debt Costs	92,670	110,114	110,256	110,455	25,407	-17,444	-15.84%
RCS Pools Debt Costs	57,902	58,004	58,094	11,751	8,243	-102	-0.18%
RCS Arenas Debt Costs	177,838	250,302	253,145	219,823	271,879	-72,464	-28.95%
RCS Merritton Arena Debt Costs	5,036	5,042	5,047	5,057	500	-6	-0.12%
RCS Seymour Hannah Debt Costs	1,938,231	1,738,679	1,623,244	1,614,706	1,615,689	199,552	11.48%
RCS Meridian Centre Debt Costs	1,456,270	1,451,896	1,452,202	1,452,498	627,466	4,374	0.30%
RCS Parks Debt Costs	801,068	707,506	419,679	281,279	253,409	93,562	13.22%
RCS Kiwanis Turf Field Debt Costs	207,541	207,491	207,497	207,666	207,613	50	0.02%
RCS Happy Rolph's Debt Costs	58,036	58,130	58,184	15,455	32,790	-94	-0.16%
RCS Kiwanis Aquatic Debt Costs	825,195	825,314	825,428	825,537	825,644	-119	-0.01%
RCS Russell Ave Community Centre Debt	9,535	9,544	9,552	9,569	750	-9	-0.09%
RCS Garden City Golf Debt Costs	76,876	76,859	76,860	76,923	76,904	17	0.02%
RCS Merritton Community Centre Debt	116,232	32,555	32,678	32,605	32,748	83,677	257.03%
Other Cultural Debt Costs	40,357	40,477	40,543	13,187	10,582	-120	-0.30%
RCS Morningstar Mill Debt Costs	19,129	19,196	19,234	19,249	11,481	-67	-0.35%
Market Square Debt Costs	20,920	0	0	0	0	20,920	0.00%
Total Debt Repayment	14,112,019	13,405,620	12,568,258	12,074,181	10,489,742	706,399	5.27%

CORPORATION OF THE CITY OF ST. CATHARINES
 DEBENTURE DEBT AND ANNUAL CHARGES - 2019
 CLASSIFICATION BY BY-LAW AND MATURITY

SCHEDULE NO. E1

		2019 DEBT CHARGES				
BY-LAW NUMBER	DESCRIPTION	YEAR OF FINAL MATURITY	PRINCIPAL OUTSTANDING DEC. 31, 2018	PRINCIPAL	INTEREST	TOTAL
66-2009	GRANTHAM/LAKE P06-210 WATERMANS	2019	39,266.82	39,266.82	1,885.23	41,152.05
66-2009	DIEPPE/DUNKIRK P07-210 WATERMANS	2019	52,795.12	52,795.12	2,533.78	55,328.90
66-2009	HENLEY DR P07-211 WATERMAIN	2019	5,957.44	5,957.44	287.57	6,245.01
66-2009	LSSC UPGRADES P06-162	2019	243,968.63	243,968.63	11,712.11	255,680.74
66-2009	BUCHANAN HOUSE ELECTRICAL	2019	11,636.55	11,636.55	557.29	12,193.84
66-2009	BUCHANAN HOUSE PARKING LOT	2019	10,584.46	10,584.46	506.59	11,091.05
66-2009	2006 SIDEWALK CONSTRUCTION PROGRAM	2019	10,584.46	10,584.46	506.59	11,091.05
66-2009	LAKESHORE RD SIDEWALK RN07-09	2019	4,711.27	4,711.27	225.11	4,936.38
66-2009	2008 RESURF'G PRGM PART 3 P08-060	2019	58,668.31	58,668.31	2,815.27	61,483.58
66-2009	LINWELL RD RESURFACING P08-063	2019	87,970.68	87,970.68	4,223.11	92,193.79
66-2009	ALICE/BYRON P07-004 STORM SEWER	2019	24,654.68	24,654.68	1,182.32	25,837.00
66-2009	LAKEPORT RD P07-062 STORM SEWER	2019	80,266.57	80,266.57	3,851.17	84,117.74
66-2009	MONTEBELLO PARK ELECTRICAL UPGRADES P08-137	2019	52,795.12	52,795.12	2,533.78	55,328.90
66-2009	BERKLEY PARK CONVERSION	2019	25,039.10	25,039.10	1,202.20	26,241.30
66-2009	WEST PARK POOL ROOF REPLACEMENT	2019	7,977.36	7,977.36	382.89	8,360.25
66-2009	BILL BURGONE ARENA UPGRADES P07-155	2019	25,313.68	25,313.68	1,216.39	26,530.07
66-2009	JACK GATECLIFF ARENA-ICE MAKING PLANT	2019	71,119.96	71,119.96	3,418.41	74,538.37
66-2009	MERRITTON COMMUNITY CENTRE - CLADDING	2019	31,689.79	31,689.79	1,520.19	33,209.98
			845,000.00	845,000.00	40,560.00	885,560.00
72-2010	LSSC UPGRADES P06-162	2020	502,264.13	246,028.59	17,450.75	263,479.34
72-2010	KING ST STORM SEWER P07-018	2020	73,648.13	36,069.84	2,558.43	38,628.27
72-2010	ST PAUL/ONTARIO-WATER PORTION	2020	156,719.89	76,757.11	5,444.36	82,201.47
72-2010	ST PAUL/ONTARIO-STORM SEWER PORTION	2020	36,287.94	17,776.09	1,260.85	19,036.94
72-2010	ST PAUL/ONTARIO-SANITARY SEWER PORTION	2020	96,503.93	47,266.60	3,352.61	50,619.21
72-2010	ST PAUL/ONTARIO-ROADWAYS PORTION	2020	112,995.27	55,347.12	3,925.76	59,272.88
72-2010	ST PAUL/ONTARIO-SIDEWALK PORTION	2020	9,880.96	4,850.38	344.04	5,194.42
72-2010	HAIG BOWL ARENA IMPROVEMENTS	2020	68,481.80	33,554.06	2,379.98	35,934.04
			1,056,782.05	517,649.79	36,716.78	554,366.57

CORPORATION OF THE CITY OF ST. CATHARINES
DEBENTURE DEBT AND ANNUAL CHARGES - 2019
CLASSIFICATION BY BY-LAW AND MATURITY

SCHEDULE NO. E1

		2019 DEBT CHARGES				
BY-LAW NUMBER	DESCRIPTION	YEAR OF FINAL MATURITY	PRINCIPAL OUTSTANDING DEC. 31, 2018	PRINCIPAL	INTEREST	TOTAL
73-2012	2008 SIDEWALK CONSTRUCTION PROGRAM	2022	115,574.76	27,719.98	3,359.92	31,079.90
73-2012	2009 SIDEWALK CONSTRUCTION PROGRAM	2022	92,477.88	22,172.74	2,687.54	24,860.28
73-2012	PARNELL RD SIDEWALK P09-063	2022	20,163.08	4,817.34	583.91	5,401.25
73-2012	MARGERY RD RECONSTRUCTION P10-001	2022	128,038.88	30,688.24	3,719.70	34,407.94
73-2012	2010 RESURFACING PRGM PART 3 P10-060	2022	492,450.28	118,032.94	14,306.69	132,339.63
73-2012	2010 RESURFACING PRGM PART 4 P10-061	2022	278,349.32	66,712.86	8,086.22	74,799.08
73-2012	JARROW RD RECONSTRUCTION P10-062	2022	42,434.64	10,153.72	1,230.73	11,384.45
73-2012	CLAYBURN AVENUE RECONSTRUCTION P10-063	2022	85,604.24	20,534.52	2,488.97	23,023.49
73-2012	GENEVA ST PART 2 RECONSTRUCTION P09-062	2022	428,659.76	102,737.48	12,452.74	115,190.22
73-2012	PARNELL RD RECONSTRUCTION P09-063	2022	263,318.88	63,128.24	7,651.73	70,779.97
73-2012	2009 RESURFACING PART 1A P09-080	2022	68,555.68	16,414.64	1,989.61	18,404.25
73-2012	GREGORY RD RECONSTRUCTION P08-062	2022	192,654.72	46,194.56	5,599.21	51,793.77
73-2012	DIANNE/ROCKWOOD AVE P08-064	2022	196,504.20	47,119.10	5,711.27	52,830.37
73-2012	LAKEPORT RD RECONSTRUCTION P07-062	2022	184,130.44	44,134.62	5,349.53	49,484.15
73-2012	CAMERON/LAIRD STORM SEWER P07-003	2022	194,853.56	46,697.38	5,660.16	52,357.54
73-2012	DIANNE/ROCKWOOD STORM SEWER P08-064	2022	149,852.60	35,927.30	4,354.72	40,282.02
73-2012	BLAIR CRESCENT STORM SEWER P08-001	2022	53,525.24	12,830.02	1,555.12	14,385.14
73-2012	GENEVA ST PART 2 STORM SEWER P09-062	2022	250,487.28	60,046.44	7,278.19	67,324.63
73-2012	PARNELL RD STORM SEWER P09-063	2022	179,823.12	43,112.76	5,225.67	48,338.43
73-2012	GREGORY RD STORM SEWER P08-062	2022	119,882.08	28,741.84	3,483.78	32,225.62
73-2012	MARGERY AVENUE STORM SEWER P10-001	2022	188,437.76	45,156.48	5,473.39	50,629.87
73-2012	CHURCH/QUEEN ST STORM SEWER P10-002	2022	196,962.04	47,216.42	5,723.07	52,939.49
73-2012	CLAYBURN AVE STORM SEWER P10-063	2022	57,832.56	13,851.88	1,678.98	15,530.86
73-2012	WELLAND AVENUE P10-104 - WATER	2022	223,898.76	53,671.98	6,505.54	60,177.52
73-2012	WELLAND AVENUE P10-104 - SANITARY	2022	169,180.00	40,550.00	4,915.04	45,465.04
73-2012	WELLAND AVENUE P10-104 - STORM	2022	74,632.92	17,890.66	2,168.51	20,059.17
73-2012	WELLAND AVENUE P10-104 - SIDEWALK	2022	29,871.24	7,153.02	867.01	8,020.03
73-2012	COURT/GENEVA/ONTARIO/WELLAND-STORM	2022	336,181.88	80,564.74	9,765.20	90,329.94
73-2012	COURT/GENEVA/ONTARIO/WELLAND-SIDEWALK	2022	268,909.36	64,458.28	7,812.94	72,271.22
73-2012	COURT/GENEVA/ONTARIO/WELLAND-SANITARY CSO	2022	67,272.52	16,106.46	1,952.25	18,058.71
73-2012	CITY HALL - ELECTRICAL UPGRADE	2022	346,814.64	83,143.72	10,077.79	93,221.51
73-2012	CITY HALL - FOUNDATION/STONE WORK	2022	154,159.92	36,949.16	4,478.58	41,427.74
73-2012	HAPPY ROLPH'S POND REHABILITATION	2022	46,284.12	11,078.26	1,342.79	12,421.05
73-2012	SPORTSFIELD DEVELOPMENT P09-131	2022	462,479.76	110,847.48	13,435.75	124,283.23

CORPORATION OF THE CITY OF ST. CATHARINES
 DEBENTURE DEBT AND ANNUAL CHARGES - 2019
 CLASSIFICATION BY BY-LAW AND MATURITY

SCHEDULE NO. E1

		2019 DEBT CHARGES				
BY-LAW NUMBER	DESCRIPTION	YEAR OF FINAL MATURITY	PRINCIPAL OUTSTANDING DEC. 31, 2018	PRINCIPAL	INTEREST	TOTAL
73-2012	SPORTSFIELD DEVELOPMENT ADDITIONAL FUNDING	2022	192,654.72	46,194.56	5,599.21	51,793.77
73-2012	KIWANIS ARTIFICIAL TURF FIELD-AMENITIES	2022	125,014.72	29,974.56	3,633.20	33,607.76
73-2012	GARDEN CITY GOLF COURSE-MAINTENANCE BUILDING	2022	289,072.44	69,275.62	8,396.84	77,672.46
2017-53	TECHNOLOGY UPGRADES PAYROLL/HRIS	2022	429,236.95	105,043.34	19,191.19	124,234.53
			7,196,236.95	1,727,043.34	215,792.69	1,942,836.03
72-2013	2011 RESURF'G PROGRAM PART 2A	2023	237,505.97	45,405.87	8,048.27	53,454.14
72-2013	2011 RESURF'G PROGRAM PART 4	2023	343,075.84	65,583.76	11,624.84	77,208.60
72-2013	2011 RESURF'G PROGRAM PART 3	2023	453,877.02	86,780.63	15,382.03	102,162.66
72-2013	LSSC UPGRADES P06-162	2023	1,101,985.81	210,692.18	37,345.58	248,037.76
72-2013	ABBAY/MASEFIELD RESURFACING	2023	43,802.57	8,375.73	1,484.61	9,860.34
72-2013	CHURCH/GENEVA/NIAGARA/ST PAUL STORM SEWER	2023	100,814.49	19,270.90	3,415.80	22,686.70
72-2013	JUNKIN STREET STORM SEWER	2023	119,255.16	22,809.31	4,042.99	26,852.30
72-2013	GLEN AVENUE STORM SEWER	2023	36,933.73	7,065.62	1,252.39	8,318.01
72-2013	MILDRED AVENUE STORM SEWER	2023	239,619.48	45,808.98	8,119.73	53,928.71
72-2013	JONES STREET STORM SEWER	2023	95,002.39	18,162.35	3,219.31	21,381.66
72-2013	GLEN PARK DRIVE STORM SEWER	2023	21,134.92	4,031.10	714.52	4,745.62
72-2013	WALKER'S CREEK REHABILITATION	2023	339,377.21	64,878.32	11,499.80	76,378.12
72-2013	BUNTING ROAD WATERMAIN	2023	570,014.34	108,974.08	19,315.86	128,289.94
72-2013	CITY HALL ELECTRICAL PROJECT	2023	407,432.58	77,901.01	13,808.10	91,709.11
72-2013	MORNINGSTAR MILL PAINTING	2023	46,444.46	8,879.62	1,573.93	10,453.55
72-2013	PEARSON PARK ELECTRICAL UPGRADE	2023	14,266.08	2,720.99	482.30	3,203.29
72-2013	LOCK 3 MUSEUM ROOF REPLACEMENT	2023	47,501.20	9,081.17	1,609.65	10,690.82
72-2013	FIRE HALL #4 DESIGN	2023	142,503.58	27,243.52	4,828.96	32,072.48
72-2013	FIRE HALL #4 CONSTRUCTION	2023	1,496,156.64	286,084.96	50,709.13	336,794.09
			5,856,703.47	1,119,750.10	198,477.80	1,318,227.90
78-2014	2012 RESURFACING PROGRAM PART 2	2024	462,628.11	72,289.94	13,219.20	85,509.14
78-2014	2012 RESURFACING PROGRAM PART 3	2024	500,146.64	78,149.17	14,290.63	92,439.80
78-2014	BARTON STREET P12-062	2024	96,897.76	15,142.87	2,769.08	17,911.95
78-2014	LAKE STREET P12-064	2024	750,219.95	117,223.75	21,435.95	138,659.70
78-2014	MILDRED AVENUE P11-062	2024	223,196.09	34,872.59	6,376.93	41,249.52
78-2014	EMMETT ROAD SANITARY SEWER	2024	106,292.46	16,603.75	3,036.22	19,639.97

CORPORATION OF THE CITY OF ST. CATHARINES
 DEBENTURE DEBT AND ANNUAL CHARGES - 2019
 CLASSIFICATION BY BY-LAW AND MATURITY

SCHEDULE NO. E1

2019 DEBT CHARGES

BY-LAW NUMBER	DESCRIPTION	YEAR OF FINAL MATURITY	PRINCIPAL OUTSTANDING DEC. 31, 2018	PRINCIPAL	INTEREST	TOTAL
78-2014	LENDALE AVENUE RN11-26	2024	498,261.66	77,858.56	14,237.49	92,096.05
78-2014	ARGYLE STREET P12-001	2024	140,679.42	21,976.02	4,018.61	25,994.63
78-2014	SPRINGDALE AVENUE P12-003	2024	70,020.53	10,940.88	2,000.69	12,941.57
78-2014	GLENCAIRN/MCKENZIE P12-008	2024	81,270.06	12,700.22	2,322.41	15,022.63
78-2014	BARTON STREET P12-062	2024	154,422.17	24,128.06	4,412.14	28,540.20
78-2014	MEADOWVALE DRIVE P06-211	2024	148,851.25	23,256.25	4,252.72	27,508.97
78-2014	CITY HALL ASBESTOS REMOVAL	2024	11,249.54	1,759.34	321.72	2,081.06
78-2014	CITY HALL CLADDING	2024	46,883.09	7,327.96	1,340.02	8,667.98
78-2014	CITY HALL BOILER REPLACEMENT	2024	92,519.60	14,459.56	2,644.13	17,103.69
78-2014	CITY HALL 3RD FLOOR WASHROOM IMPROVEMENTS	2024	180,052.78	28,133.70	5,144.63	33,278.33
78-2014	MONTEBELLO PARK-WASHROOM RETROFIT	2024	95,651.15	14,946.52	2,733.17	17,679.69
78-2014	TRAIL IMPROVEMENTS, 2010	2024	56,277.80	8,788.84	1,607.16	10,396.00
78-2014	IT DATA CENTRE (MERRITT STREET)	2024	1,125,326.85	175,839.55	32,154.64	207,994.19
78-2014	BARTON STREET P12-062	2024	16,874.30	2,639.01	482.58	3,121.59
78-2014	2010 SIDEWALK CONSTRUCTION PROGRAM	2024	168,773.15	26,382.23	4,824.34	31,206.57
88-2004	SPORTSPLEX	2024	4,217,551.43	609,618.85	227,603.28	837,222.13
			9,244,045.79	1,395,037.62	371,227.74	1,766,265.36
75-2015	CENTENNIAL LIBRARY - PLAZA UPGRADES	2025	522,853.27	70,368.21	11,861.53	82,229.74
75-2015	RADIO UPGRADE PROJECT	2025	892,247.90	120,070.62	20,239.55	140,310.17
75-2015	STATION 1 GENERATOR REPLACEMENT	2025	143,438.04	19,307.43	3,254.53	22,561.96
75-2015	2013 SIDEWALK CONSTRUCTION PROGRAM	2025	103,981.53	14,001.66	2,360.17	16,361.83
75-2015	LAKESHORE ROAD RN12-07	2025	103,981.53	14,001.66	2,360.17	16,361.83
75-2015	2014 RESURFACING PROGRAM PART 2	2025	409,545.04	55,112.67	9,290.00	64,402.67
75-2015	GEORGE STREET P14-066	2025	236,671.07	31,857.84	5,370.08	37,227.92
75-2015	2014 RESURFACING PROGRAM PART 4	2025	42,300.11	5,700.51	960.90	6,661.41
75-2015	WILSON STREET P13-064	2025	142,016.25	19,110.06	3,221.26	22,331.32
75-2015	BRIDGE STREET P13-065	2025	190,071.56	25,576.83	4,311.33	29,888.16
75-2015	THIRD STREET LOUTH P13-068	2025	82,484.53	11,099.16	1,870.92	12,970.08
75-2015	RAMPART DRIVE P13-070	2025	116,913.74	15,731.55	2,651.77	18,383.32
75-2015	THE PARKWAY P13-171	2025	339,264.82	45,650.52	7,695.02	53,345.54
75-2015	THE PARKWAY BURY HYDRO LINES P13-171	2025	322,761.11	43,433.01	7,321.23	50,754.24
75-2015	CATCHBASIN LEAD INSTALLATION, 2007	2025	53,776.51	7,244.64	1,221.18	8,465.82
75-2015	HARCOVE/RABUKA/THOMPSON P11-03	2025	169,996.36	22,871.70	3,855.34	26,727.04

CORPORATION OF THE CITY OF ST. CATHARINES
DEBENTURE DEBT AND ANNUAL CHARGES - 2019
CLASSIFICATION BY BY-LAW AND MATURITY

SCHEDULE NO. E1

							2019 DEBT CHARGES				
BY-LAW NUMBER	DESCRIPTION	YEAR OF FINAL MATURITY	PRINCIPAL OUTSTANDING DEC. 31, 2018	PRINCIPAL	INTEREST	TOTAL					
75-2015	ALBANY/BOWSTEAD/GLENHOLME P11-004	2025	327,060.51	44,013.51	7,419.08	51,432.59					
75-2015	LAKE STREET	2025	173,567.86	23,359.32	3,937.53	27,296.85					
75-2015	EASTCHESTER DRAIN IMPROVEMENTS P13-001	2025	592,439.60	79,725.87	13,438.89	93,164.76					
75-2015	WILSON STREET P13-064	2025	88,933.63	11,969.91	2,017.69	13,987.60					
75-2015	BRIDGE STREET P13-065	2025	76,035.43	10,228.41	1,724.14	11,952.55					
75-2015	BUCKLAND SEWER P12-005	2025	209,418.86	28,189.08	4,751.66	32,940.74					
75-2015	WALKERS CREEK CLASS EA ST07-21	2025	73,885.73	9,938.16	1,675.21	11,613.37					
75-2015	VICTORIA LAWN CEMETERY ROAD IMPROVEMENTS	2025	1,291,010.42	173,743.65	29,286.88	203,030.53					
75-2015	CITY HALL ELECTRICAL UPGRADE P10-157	2025	264,651.18	35,619.48	6,004.15	41,623.63					
75-2015	CITY HALL WASHROOM UPGRADES P09-144	2025	103,287.64	13,897.17	2,342.56	16,239.73					
75-2015	MORNINGSTAR MILL BRIDGE REHABILITATION	2025	56,654.12	7,627.77	1,285.77	8,913.54					
75-2015	CITY HALL ACCESSIBLE COUNTER	2025	12,898.20	1,741.50	293.55	2,035.05					
75-2015	DUNLOP DRIVE SENIORS PARKING LOT	2025	232,371.67	31,277.34	5,272.23	36,549.57					
75-2015	DUNLOP DRIVE SENIORS WASHROOM UPGRADE	2025	183,622.46	24,706.08	4,164.55	28,870.63					
75-2015	WEST ST CATHARINES SENIORS PARKING LOT	2025	64,559.02	8,684.28	1,463.85	10,148.13					
75-2015	WEST ST CATHARINES SENIORS WASHROOM	2025	112,614.34	15,151.05	2,553.92	17,704.97					
75-2015	PAN AMERICAN GAMES COMMITMENT, 2012	2025	235,381.25	31,683.69	5,340.72	37,024.41					
75-2015	BURGOYNE WOODS WATER SERVICE P09-157	2025	88,933.63	11,969.91	2,017.69	13,987.60					
75-2015	RUSSELL AVE COMMUNITY CENTRE ROOF	2025	60,953.52	8,208.27	1,383.62	9,591.89					
75-2015	MERRITON ARENA ROOF PAINTING	2025	32,279.51	4,342.14	731.93	5,074.07					
75-2015	CENTENNIAL PARK UPGRADES	2025	125,512.54	16,892.55	2,847.47	19,740.02					
75-2015	MEMORIAL PARK GENOTAPH UPGRADES	2025	348,625.51	46,892.79	7,904.43	54,797.22					
			8,627,000.00	1,161,000.00	195,702.50	1,356,702.50					
35-2016	FIRE STATION 4 - SECURITY	2026	102,252.10	12,070.93	1,926.37	13,997.30					
35-2016	FIRE STATION 4 - FUEL STATION	2026	29,217.88	3,447.31	550.15	3,997.46					
35-2016	FOREST HILL SIDEWALK	2026	6,488.20	768.44	122.63	891.07					
35-2016	LOWER LEVEL PARKING LOT	2026	365,213.09	43,096.73	6,877.72	49,974.45					
35-2016	CATHERINE STREET	2026	284,047.62	33,523.24	5,349.90	38,873.14					
35-2016	2015 RESURFACING PROGRAM - PART 2	2026	605,444.38	71,443.67	11,401.54	82,845.21					
35-2016	FOREST HILL ROAD	2026	129,847.94	15,326.13	2,445.86	17,771.99					
35-2016	MCGUIRE STREET	2026	1,205,190.58	142,225.62	22,697.49	164,923.11					
35-2016	CARLISLE STREET/ST PAUL STREET	2026	1,469,752.61	173,454.21	27,681.19	201,135.40					
35-2016	BRIDGE STREET	2026	133,903.06	15,806.40	2,522.51	18,328.91					

CORPORATION OF THE CITY OF ST. CATHARINES
 DEBENTURE DEBT AND ANNUAL CHARGES - 2019
 CLASSIFICATION BY BY-LAW AND MATURITY

SCHEDULE NO. E1

							2019 DEBT CHARGES			
BY-LAW NUMBER	DESCRIPTION	YEAR OF FINAL MATURITY	PRINCIPAL OUTSTANDING DEC. 31, 2018	PRINCIPAL	INTEREST	TOTAL				
35-2016	TRAFFIC SIGNAL HARTZEL/LINCOLN	2026	146,089.43	17,236.56	2,750.75	19,987.31				
35-2016	BUCKLAND STREET	2026	1,055,046.03	124,508.79	19,870.10	144,378.89				
35-2016	CATHERINE STREET	2026	109,572.33	12,924.75	2,062.63	14,987.38				
35-2016	PARNELL ROAD	2026	202,903.16	23,939.07	3,820.39	27,759.46				
35-2016	GEORGE STREET	2026	122,132.71	14,418.94	2,301.09	16,720.03				
35-2016	LORNE STREET	2026	198,016.02	23,373.41	3,730.11	27,103.52				
35-2016	FOREST HILL ROAD	2026	202,903.16	23,939.07	3,820.39	27,759.46				
35-2016	DICK'S CREEK ENVIRONMENTAL ASSESSMENT	2026	175,307.32	20,683.87	3,300.90	23,984.77				
35-2016	2012 WATERCOURSE REVIEW	2026	109,572.33	12,924.75	2,062.63	14,987.38				
35-2016	CARILLON TOWER STONE REPAIRS	2026	48,703.47	5,741.96	916.35	6,658.31				
35-2016	LANCASTER PARK FIELD LIGHTING	2026	474,764.41	56,032.16	8,942.05	64,974.21				
35-2016	HAPPY ROLPH'S WASHROOM UPGRADE	2026	335,995.20	39,649.42	6,327.57	45,976.99				
35-2016	CENTENNIAL PARK UPGRADES	2026	142,034.31	16,756.28	2,674.10	19,430.38				
35-2016	WEST PARK POOL DEMOLITION	2026	365,213.09	43,096.73	6,877.72	49,974.45				
35-2016	PEARSON PARK WASHROOM UPGRADE	2026	335,995.20	39,649.42	6,327.57	45,976.99				
35-2016	POWERVIEW AVE - PARKING LOT	2026	162,309.93	19,157.66	3,057.33	22,214.99				
35-2016	2015 ARENA IMPROVEMENT PROGRAM	2026	255,640.76	30,171.98	4,815.08	34,987.06				
35-2016	2014 ACCESSIBILITY PROGRAM	2026	51,136.55	6,030.13	962.34	6,992.47				
35-2016	MUSEUM SECURITY UPGRADES	2026	73,034.22	8,623.62	1,376.22	9,999.84				
35-2016	MUSEUM RETAINING WALL AND TRELLIS	2026	146,047.41	17,257.91	2,754.16	20,012.07				
			9,043,774.50	1,067,279.16	170,324.84	1,237,604.00				
2017-53	CARLISLE STREET GARAGE DEMOLITION	2027	1,360,611.74	141,108.13	25,780.14	166,888.27				
2017-53	2016 RESURFACING PROGRAM	2027	1,288,011.26	133,617.31	24,411.59	158,028.90				
2017-53	QUEENSTON STREET ROADWAY	2027	1,565,587.48	162,391.79	29,668.62	192,060.41				
2017-53	QUEENSTON STREET STORM SEWER	2027	787,973.66	81,783.13	14,941.60	96,724.73				
2017-53	MONTEBELLO PARK IRON FENCING	2027	95,266.02	9,854.08	1,800.32	11,654.40				
2017-53	MONTEBELLO PARK ACCESSIBLE WALKWAY	2027	60,774.78	6,302.03	1,151.37	7,453.40				
2017-53	TES/PRCS OPERATION CONSOLIDATION	2027	3,734,474.58	387,245.27	70,748.86	457,994.13				
2017-53	CENTENNIAL PARK UPGRADES PHASE 4	2027	158,644.66	16,557.15	3,024.95	19,582.10				
2017-53	LANCASTER PARK UPGRADES	2027	906,145.23	94,000.47	17,173.68	111,174.15				
2017-53	LAKESIDE PARK UPGRADES	2027	293,821.85	30,550.51	5,581.51	36,132.02				
2017-53	LAKESIDE PARK ELECTRICAL UPGRADES	2027	350,992.78	36,451.50	6,659.61	43,111.11				
2017-53	WEST PARK SITE IMPROVEMENTS	2027	428,197.11	44,343.36	8,101.43	52,444.79				

CORPORATION OF THE CITY OF ST. CATHARINES
DEBENTURE DEBT AND ANNUAL CHARGES - 2019
CLASSIFICATION BY BY-LAW AND MATURITY

SCHEDULE NO. E1

		2019 DEBT CHARGES				
BY-LAW NUMBER	DESCRIPTION	YEAR OF FINAL MATURITY	PRINCIPAL OUTSTANDING DEC. 31, 2018	PRINCIPAL	INTEREST	TOTAL
2017-53	BBA CEILING/DEHUMIDIFICATION	2027	65,378.63	6,703.07	1,224.64	7,927.71
2017-53	WELLAND CANAL FALLEN WORKERS MEMORIAL	2027	264,934.46	27,399.50	5,005.83	32,405.33
2017-53	SEYMOUR HANNAH RINK IMPROVEMENTS	2027	1,038,157.17	107,148.78	19,575.84	126,724.62
2017-53	TRANSIT - 2017 CAPITAL ITEMS	2027	403,729.64	41,779.58	7,633.04	49,412.62
			12,802,701.05	1,327,235.66	242,483.03	1,569,718.69
2018-54	2015 NEW SIDEWALK CONSTRUCTION	2028	242,000.00	21,590.14	6,754.22	28,344.36
2018-54	2016 NEW SIDEWALK CONSTRUCTION	2028	270,000.00	24,080.75	7,533.38	31,614.13
2018-54	2017 RESURFACING PROGRAM	2028	117,000.00	10,434.01	3,264.16	13,698.17
2018-54	GENEVA ST/CARLTON ST INTERSECTION	2028	41,000.00	3,654.85	1,143.38	4,798.23
2018-54	CHURCHILL STREET RECONSTRUCTION	2028	360,000.00	32,112.58	10,046.04	42,158.62
2018-54	RIDGEWOOD ROAD RECONSTRUCTION	2028	322,000.00	28,723.00	8,985.65	37,708.65
2018-54	LOWELL AVENUE P15-065	2028	742,000.00	66,185.21	20,705.26	86,890.47
2018-54	MOFFATT STREET P15-066	2028	366,030.00	32,643.12	10,212.01	42,855.13
2018-54	THIRD STREET LOUTH P15-067	2028	819,000.00	73,038.06	22,849.09	95,887.15
2018-54	LORNE STREET RECONSTRUCTION P14-067	2028	789,000.00	70,370.61	22,014.61	92,385.22
2018-54	CARLISLE ST/ST PAUL ST RECONSTRUCTION	2028	639,000.00	56,989.14	17,828.38	74,817.52
2018-54	ONTARIO STREET STORM SEWERS P15-001	2028	137,000.00	12,217.22	3,822.01	16,039.23
2018-54	TUNIS/VALLEY STORM SEWERS P15-003	2028	197,500.00	17,611.07	5,509.42	23,120.49
2018-54	2015 CATCHBASIN INSTALLATION P15-006	2028	30,000.00	2,682.19	839.09	3,521.28
2018-54	EXTRANEOUS FLOW/DATA COLLECTION	2028	643,000.00	57,342.83	17,939.03	75,281.86
2018-54	2016 CATCHBASIN INSTALLATION P16-006	2028	55,000.00	4,907.52	1,535.26	6,442.78
2018-54	HARTZEL ROAD STORM SEWERS P16-008	2028	184,000.00	16,417.35	5,135.97	21,553.32
2018-54	CHURCHILL STREET STORM SEWERS P16-062	2028	49,000.00	4,376.98	1,369.29	5,746.27
2018-54	OAKDALE AVENUE CATCHBASIN P17-065	2028	63,000.00	5,614.91	1,756.56	7,371.47
2018-54	PARKWOOD DRIVE CATCHBASIN P17-080	2028	60,000.00	5,349.64	1,673.57	7,023.21
2018-54	LEEPER STREET/MCDONALD RECONSTRUCTION	2028	550,250.00	49,075.21	15,352.60	64,427.81
2018-54	BARNES/BRIGHTON/LAILEY WATERMAIN	2028	363,694.00	32,436.80	10,147.47	42,584.27
2018-54	OAKDALE AVENUE WATERMAIN	2028	202,000.00	18,008.98	5,633.90	23,642.88
2018-54	BURLEIGH HILL/GLENDALE AVE CSO	2028	2,807,400.00	250,386.73	78,330.52	328,717.25
2018-54	MICHIGAN AVENUE CSO	2028	184,000.00	16,417.35	5,135.97	21,553.32
2018-54	VICTORA LAWN CEMETERY ADMIN BUILDING	2028	1,665,000.00	148,493.03	46,454.29	194,947.32
2018-54	MARKET SQUARE ROOF REPLACEMENT	2028	180,000.00	16,048.92	5,020.71	21,069.63
2018-54	OLD COURTHOUSE EXTERIOR STAIRS	2028	90,000.00	8,031.83	2,512.66	10,544.49

CORPORATION OF THE CITY OF ST. CATHARINES
 DEBENTURE DEBT AND ANNUAL CHARGES - 2019
 CLASSIFICATION BY BY-LAW AND MATURITY

SCHEDULE NO. E1

2019 DEBT CHARGES						
BY-LAW NUMBER	DESCRIPTION	YEAR OF FINAL MATURITY	PRINCIPAL OUTSTANDING DEC. 31, 2018	PRINCIPAL	INTEREST	TOTAL
2018-54	RCS ADMIN BUILDING-WASHROOM-CONSOLIDATION	2028	153,000.00	13,646.74	4,269.22	17,915.96
2018-54	RCS ADMIN BUILDING-DESIGN-CONSOLIDATION	2028	135,000.00	12,040.37	3,766.69	15,807.06
2018-54	RCS ADMIN BUILDING-PH 1-CONSOLIDATION	2028	810,000.00	72,242.24	22,600.13	94,842.37
2018-54	COMMUNITY CENTRE - HVAC	2028	720,000.00	64,210.42	20,087.47	84,297.89
2018-54	LAKESIDE PARK IMPROVEMENTS	2028	810,000.00	72,242.24	22,600.13	94,842.37
2018-54	SPORTPLEX RINK IMPROVEMENTS PHASE 2	2028	1,727,856.00	154,107.96	48,210.82	202,318.78
			16,523,730.00	1,473,730.00	461,038.96	1,934,768.96
110-2011	KIWANIS AQUATIC CENTER	2031	8,436,324.65	512,649.79	315,756.22	828,406.01
110-2011	LIBRARY - GRANTHAM BRANCH	2031	1,287,543.43	78,239.67	48,190.14	126,429.81
			9,723,868.08	590,889.46	363,946.36	954,835.82
75-2010	CARLISE ST PARKING GARAGE	2040	7,886,941.12	180,799.11	485,333.36	666,132.47
75-2010	CARLISE ST PARKING GARAGE - interest earned on sinkin	2040	-189,448.90			0.00
			7,697,492.22	180,799.11	485,333.36	666,132.47
69-2015	MERIDIAN CENTRE	2045	25,383,045.48	577,484.00	883,397.44	1,460,881.44
			25,383,045.48	577,484.00	883,397.44	1,460,881.44
	TOTAL		\$114,000,379.59	\$11,982,898.24	\$3,665,001.50	\$15,647,899.74

CORPORATION OF THE CITY OF ST. CATHARINES
DEBENTURE DEBT AND ANNUAL CHARGES - 2019
CLASSIFICATION BY FUNCTION

SCHEDULE NO. E1

		2019 DEBT CHARGES				
BY-LAW NUMBER	DESCRIPTION	YEAR OF	PRINCIPAL	PRINCIPAL	INTEREST	TOTAL
		FINAL MATURITY	OUTSTANDING DEC. 31, 2018			
GENERAL GOVERNMENT						
73-2012	CITY HALL - ELECTRICAL UPGRADE	2022	346,814.64	83,143.72	10,077.79	93,221.51
73-2012	CITY HALL - FOUNDATION/STONE WORK	2022	154,159.92	36,949.16	4,478.58	41,427.74
2017-53	TECHNOLOGY UPGRADES PAYROLL/HRIS	2022	429,236.95	105,043.34	19,191.19	124,234.53
72-2013	CITY HALL - ELECTRICAL UPGRADE	2023	407,432.58	77,901.01	13,808.10	91,709.11
78-2014	CITY HALL - ASBESTOS REMOVAL	2024	11,249.54	1,759.34	321.72	2,081.06
78-2014	CITY HALL - CLADDING	2024	46,883.09	7,327.96	1,340.02	8,667.98
78-2014	CITY HALL - BOILER REPLACEMENT	2024	92,519.60	14,459.56	2,644.13	17,103.69
78-2014	CITY HALL - 3RD FLOOR WASHROOM IMPROVEMENTS	2024	180,052.78	28,133.70	5,144.63	33,278.33
78-2014	IT DATA CENTRE (MERRITT STREET)	2024	1,125,326.85	175,839.55	32,154.64	207,994.19
75-2015	CITY HALL - ELECTRICAL UPGRADE	2025	264,651.18	35,619.48	6,004.15	41,623.63
75-2015	CITY HALL - WASHROOM UPGRADES	2025	103,287.64	13,897.17	2,342.56	16,239.73
75-2015	CITY HALL ACCESSIBLE COUNTER	2025	12,898.20	1,741.50	293.55	2,035.05
75-2015	CENTENNIAL LIBRARY-PLAZA UPGRADES	2025	522,853.27	70,368.21	11,861.53	82,229.74
			3,697,366.24	652,183.70	109,662.59	761,846.29
FIRE DEPARTMENT						
72-2013	FIRE HALL #4 - DESIGN	2023	142,503.58	27,243.52	4,828.96	32,072.48
72-2013	FIRE HALL #4 - CONSTRUCTION	2023	1,496,156.64	286,084.96	50,709.13	336,794.09
75-2015	FIRE HALL COMMUNICATIONS RADIO UPGRADES	2025	892,247.90	120,070.62	20,239.55	140,310.17
75-2015	FIRE HALL #1 - GENERATOR REPLACEMENT	2025	143,438.04	19,307.43	3,254.53	22,561.96
35-2016	FIRE STATION #4 - SECURITY	2026	102,252.10	12,070.93	1,926.37	13,997.30
35-2016	FIRE STATION #4 - FUEL STATION	2026	29,217.88	3,447.31	550.15	3,997.46
			2,805,816.14	468,224.77	81,508.69	549,733.46
SIDEWALKS						
66-2009	2006 SIDEWALK CONSTRUCTION PROGRAM	2019	10,584.46	10,584.46	506.59	11,091.05
72-2010	ST PAUL/ONTARIO-SIDEWALK PORTION	2020	9,880.96	4,850.38	344.04	5,194.42
73-2012	2008 SIDEWALK CONSTRUCTION PROGRAM	2022	115,574.76	27,719.98	3,359.92	31,079.90
73-2012	2009 SIDEWALK CONSTRUCTION PROGRAM	2022	92,477.88	22,172.74	2,687.54	24,860.28
73-2012	PARNELL RD SIDEWALK P09-063	2022	20,163.08	4,817.34	583.91	5,401.25
73-2012	WELLAND AVENUE P10-104 - SIDEWALK	2022	29,871.24	7,153.02	867.01	8,020.03
73-2012	COURT/GENEVA/ONTARIO/WELLAND-SIDEWALK	2022	268,909.36	64,458.28	7,812.94	72,271.22
78-2014	BARTON STREET SIDEWALK	2024	16,874.30	2,639.01	482.58	3,121.59
78-2014	2010 SIDEWALK CONSTRUCTION PROGRAM	2024	168,773.15	26,382.23	4,824.34	31,206.57
75-2015	2013 SIDEWALK CONSTRUCTION PROGRAM	2025	103,981.53	14,001.66	2,360.17	16,361.83
75-2015	LAKESHORE ROAD SIDEWALK RN12-07	2025	103,981.53	14,001.66	2,360.17	16,361.83
35-2016	FOREST HILL SIDEWALK	2026	6,488.20	768.44	122.63	891.07
2018-54	2015 NEW SIDEWALK CONSTRUCTION	2028	242,000.00	21,590.14	6,754.22	28,344.36
2018-54	2016 NEW SIDEWALK CONSTRUCTION	2028	270,000.00	24,080.75	7,533.38	31,614.13
			1,459,560.45	245,220.09	40,599.44	285,819.53

CORPORATION OF THE CITY OF ST. CATHARINES
 DEBENTURE DEBT AND ANNUAL CHARGES - 2019
 CLASSIFICATION BY FUNCTION

SCHEDULE NO. E1

2019 DEBT CHARGES

BY-LAW NUMBER	DESCRIPTION	YEAR OF FINAL MATURITY	PRINCIPAL OUTSTANDING DEC. 31, 2018	PRINCIPAL	INTEREST	TOTAL
PAVEMENTS AND ROADWAYS						
66-2009	LSSC UPGRADES P06-162	2019	243,968.63	243,968.63	11,712.11	255,680.74
66-2009	LAKESHORE RD SIDEWALK RN07-09	2019	4,711.27	4,711.27	225.11	4,936.38
66-2009	2008 RESURF'G PRGM PART 3 P08-060	2019	58,668.31	58,668.31	2,815.27	61,483.58
66-2009	LINWELL RD RESURFACING P08-063	2019	87,970.68	87,970.68	4,223.11	92,193.79
72-2010	LSSC UPGRADES P06-162	2020	502,264.13	246,028.59	17,450.75	263,479.34
72-2010	ST PAUL/ONTARIO-ROADWAYS PORTION	2020	112,995.27	55,347.12	3,925.76	59,272.88
73-2012	MARGERY RD RECONSTRUCTION P10-001	2022	128,038.88	30,688.24	3,719.70	34,407.94
73-2012	2010 RESURFACING PRGM PART 3 P10-060	2022	492,450.28	118,032.94	14,306.69	132,339.63
73-2012	2010 RESURFACING PRGM PART 4 P10-061	2022	278,349.32	66,712.86	8,086.22	74,799.08
PAVEMENTS AND ROADWAYS (Cont'd)						
73-2012	JARROW RD RECONSTRUCTION P10-062	2022	42,434.64	10,153.72	1,230.73	11,384.45
73-2012	CLAYBURN AVENUE RECONSTRUCTION P10-063	2022	85,604.24	20,534.52	2,488.97	23,023.49
73-2012	GENEVA ST PART 2 RECONSTRUCTION P09-062	2022	428,659.76	102,737.48	12,452.74	115,190.22
73-2012	PARNELL RD RECONSTRUCTION P09-063	2022	263,318.88	63,128.24	7,651.73	70,779.97
73-2012	2009 RESURFACING PART 1A P09-080	2022	68,555.68	16,414.64	1,989.61	18,404.25
73-2012	GREGORY RD RECONSTRUCTION P08-062	2022	192,654.72	46,194.56	5,599.21	51,793.77
73-2012	DIANNE/ROCKWOOD AVE P08-064	2022	196,504.20	47,119.10	5,711.27	52,830.37
73-2012	LAKEPORT RD RECONSTRUCTION P07-062	2022	184,130.44	44,134.62	5,349.53	49,484.15
72-2013	2011 RESURF'G PROGRAM PART 2A	2023	237,505.97	45,405.87	8,048.27	53,454.14
72-2013	2011 RESURF'G PROGRAM PART 4	2023	343,075.84	65,583.76	11,624.84	77,208.60
72-2013	2011 RESURF'G PROGRAM PART 3	2023	453,877.02	86,780.63	15,382.03	102,162.66
72-2013	LSSC UPGRADES P06-162	2023	1,101,985.81	210,692.18	37,345.58	248,037.76
72-2013	ABBEY/MASEFIELD RESURFACING	2023	43,802.57	8,375.73	1,484.61	9,860.34
78-2014	2012 RESURFACING PROGRAM PART 2	2024	462,628.11	72,289.94	13,219.20	85,509.14
78-2014	2012 RESURFACING PROGRAM PART 3	2024	500,146.64	78,149.17	14,290.63	92,439.80
78-2014	BARTON STREET P12-062	2024	96,897.76	15,142.87	2,769.08	17,911.95
78-2014	LAKE STREET P12-064	2024	750,219.95	117,223.75	21,435.95	138,659.70
78-2014	MILDRED AVENUE P11-062	2024	223,196.09	34,872.59	6,376.93	41,249.52
75-2015	2014 RESURFACING PROGRAM PART 2	2025	409,545.04	55,112.67	9,290.00	64,402.67
75-2015	GEORGE STREET P14-066	2025	236,671.07	31,857.84	5,370.08	37,227.92
75-2015	2014 RESURFACING PROGRAM PART 2	2025	42,300.11	5,700.51	960.90	6,661.41
75-2015	WILSON STREET P13-064	2025	142,016.25	19,110.06	3,221.26	22,331.32
75-2015	BRIDGE STREET P13-065	2025	190,071.56	25,576.83	4,311.33	29,888.16
75-2015	THIRD STREET LOUTH P13-068	2025	82,484.53	11,099.16	1,870.92	12,970.08
75-2015	RAMPART DRIVE P13-070	2025	116,913.74	15,731.55	2,651.77	18,383.32
75-2015	THE PARKWAY P13-171	2025	339,264.82	45,650.52	7,695.02	53,345.54
75-2015	THE PARKWAY P13-171 BURY HYDRO LINES	2025	322,761.11	43,433.01	7,321.23	50,754.24
35-2016	CATHERINE STREET	2026	284,047.62	33,523.24	5,349.90	38,873.14
35-2016	2015 RESURFACING PROGRAM - PART 2	2026	605,444.38	71,443.67	11,401.54	82,845.21

CORPORATION OF THE CITY OF ST. CATHARINES
DEBENTURE DEBT AND ANNUAL CHARGES - 2019
CLASSIFICATION BY FUNCTION

SCHEDULE NO. E1

2019 DEBT CHARGES

BY-LAW NUMBER	DESCRIPTION	YEAR OF FINAL MATURITY	PRINCIPAL OUTSTANDING DEC. 31, 2018	2019 DEBT CHARGES			TOTAL
				PRINCIPAL	INTEREST	TOTAL	
PAVEMENTS AND ROADWAYS (Con't)							
35-2016	FOREST HILL ROAD	2026	129,847.94	15,326.13	2,445.86	17,771.99	
35-2016	MCGUIRE STREET	2026	1,205,190.58	142,225.62	22,697.49	164,923.11	
35-2016	CARLISLE STREET/ST PAUL STREET	2026	1,469,752.61	173,454.21	27,681.19	201,135.40	
35-2016	BRIDGE STREET	2026	133,903.06	15,806.40	2,522.51	18,328.91	
35-2016	TRAFFIC SIGNAL HARTZEL/LINCOLN	2026	146,089.43	17,236.56	2,750.75	19,987.31	
2017-53	2016 RESURFACING PROGRAM	2027	1,288,011.26	133,617.31	24,411.59	158,028.90	
2017-53	QUEENSTON STREET	2027	1,565,587.48	162,391.79	29,668.62	192,060.41	
2017-53	TES/PRCS OPERATIONS CONSOLIDATION	2027	3,734,474.58	387,245.27	70,748.86	457,994.13	
2018-54	2017 RESURFACING PROGRAM	2028	117,000.00	10,434.01	3,264.16	13,698.17	
2018-54	GENEVA ST/CARLTON ST INTERSECTION	2028	41,000.00	3,654.85	1,143.38	4,798.23	
2018-54	CHURCHILL STREET RECONSTRUCTION	2028	360,000.00	32,112.58	10,046.04	42,158.62	
2018-54	RIDGEWOOD RD RECONSTRUCTION	2028	322,000.00	28,723.00	8,985.65	37,708.65	
2018-54	LOWELL AVENUE P15-065	2028	742,000.00	66,185.21	20,705.26	86,890.47	
2018-54	MOFFATT STREET P15-066	2028	366,030.00	32,643.12	10,212.01	42,855.13	
2018-54	THIRD STREET LOUTH P15-067	2028	819,000.00	73,038.06	22,849.09	95,887.15	
2018-54	LORNE STREET RECONSTRUCTION P14-067	2028	789,000.00	70,370.61	22,014.61	92,385.22	
2018-54	CARLISLE ST/ST PAUL ST RECONSTRUCTION	2028	639,000.00	56,989.14	17,828.38	74,817.52	
			24,224,022.26	3,776,754.94	600,335.03	4,377,089.97	
STORM SEWERS							
66-2009	ALICE/BYRON P07-004 STORM SEWER	2019	24,654.68	24,654.68	1,182.32	25,837.00	
66-2009	LAKEPORT RD P07-062 STORM SEWER	2019	80,266.57	80,266.57	3,851.17	84,117.74	
72-2010	KING ST STORM SEWER P07-018	2020	73,648.13	36,069.84	2,558.43	38,628.27	
72-2010	ST PAUL/ONTARIO-STORM SEWER PORTION	2020	36,287.94	17,776.09	1,260.85	19,036.94	
73-2012	CAMERON/LAIRD STORM SEWER P07-003	2022	194,853.56	46,697.38	5,660.16	52,357.54	
73-2012	DIANNE/ROCKWOOD STORM SEWER P08-064	2022	149,852.60	35,927.30	4,354.72	40,282.02	
73-2012	BLAIR CRESCENT STORM SEWER P08-001	2022	53,525.24	12,830.02	1,555.12	14,385.14	
73-2012	GENEVA ST PART 2 STORM SEWER P09-062	2022	250,487.28	60,046.44	7,278.19	67,324.63	
73-2012	PARNELL RD STORM SEWER P09-063	2022	179,823.12	43,112.76	5,225.67	48,338.43	
73-2012	GREGORY RD STORM SEWER P08-062	2022	119,882.08	28,741.84	3,483.78	32,225.62	
73-2012	MARGERY AVENUE STORM SEWER P10-001	2022	188,437.76	45,156.48	5,473.39	50,629.87	
73-2012	CHURCH/QUEEN ST STORM SEWER P10-002	2022	196,962.04	47,216.42	5,723.07	52,939.49	
73-2012	CLAYBURN AVE STORM SEWER P10-063	2022	57,832.56	13,851.88	1,678.98	15,530.86	
73-2012	WELLAND AVENUE P10-104 - STORM	2022	74,632.92	17,890.66	2,168.51	20,059.17	
73-2012	COURT/GENEVA/ONTARIO/WELLAND-STORM	2022	336,181.88	80,564.74	9,765.20	90,329.94	
72-2013	CHURCH/GENEVA/NIAGARA/ST PAUL STORM SEWER	2023	100,814.49	19,270.90	3,415.80	22,686.70	
72-2013	JUNKIN STREET STORM SEWER	2023	119,255.16	22,809.31	4,042.99	26,852.30	
72-2013	GLEN AVENUE STORM SEWER	2023	36,933.73	7,065.62	1,252.39	8,318.01	
72-2013	MILDRED AVENUE STORM SEWER	2023	239,619.48	45,808.98	8,119.73	53,928.71	
72-2013	JONES STREET STORM SEWER	2023	95,002.39	18,162.35	3,219.31	21,381.66	

CORPORATION OF THE CITY OF ST. CATHARINES
 DEBENTURE DEBT AND ANNUAL CHARGES - 2019
 CLASSIFICATION BY FUNCTION

SCHEDULE NO. E1

2019 DEBT CHARGES

BY-LAW NUMBER	DESCRIPTION	YEAR OF FINAL MATURITY	PRINCIPAL OUTSTANDING DEC. 31, 2018	2019 DEBT CHARGES		
				PRINCIPAL	INTEREST	TOTAL
STORM SEWERS (Cont'd)						
72-2013	GLEN PARK DRIVE STORM SEWER	2023	21,134.92	4,031.10	714.52	4,745.62
72-2013	WALKER'S CREEK REHABILITATION	2023	339,377.21	64,878.32	11,499.80	76,378.12
78-2014	GLENDALE AVENUE STORM SEWER RN11-26	2024	498,261.66	77,858.56	14,237.49	92,096.05
78-2014	ARGYLE STREET STORM SEWER P12-001	2024	140,679.42	21,976.02	4,018.61	25,994.63
78-2014	SPRINGDALE AVENUE STORM SEWER P12-003	2024	70,020.53	10,940.88	2,000.69	12,941.57
78-2014	GLENCAIRN/MCKENZIE STORM SEWER P12-008	2024	81,270.06	12,700.22	2,322.41	15,022.63
78-2014	BARTON STREET STORM SEWER P12-062	2024	154,422.17	24,128.06	4,412.14	28,540.20
75-2015	CATCHBASIN LEAD INSTALLATION, 2007	2025	53,776.51	7,244.64	1,221.18	8,465.82
75-2015	HARCOVE/RABUKAH/THOMPSON P11-003	2025	169,996.36	22,871.70	3,855.34	26,727.04
75-2015	ALBANY/BOWSTEAD/GLENHOLME P11-004	2025	327,060.51	44,013.51	7,419.08	51,432.59
75-2015	LAKE STREET	2025	173,567.86	23,359.32	3,937.53	27,296.85
75-2015	EASTCHESTER DRAIN IMPROVEMENT P13-001	2025	592,439.60	79,725.87	13,438.89	93,164.76
75-2015	WILSON STREET P13-064	2025	88,933.63	11,969.91	2,017.69	13,987.60
75-2015	BRIDGE STREET P13-065	2025	76,035.43	10,228.41	1,724.14	11,952.55
75-2015	BUCKLAND STREET SEWER P12-005	2025	209,418.86	28,189.08	4,751.66	32,940.74
75-2015	WALKERS CREEK CLASS EA ST07-21	2025	73,885.73	9,938.16	1,675.21	11,613.37
75-2015	CATHERINE STREET	2026	109,572.33	12,924.75	2,062.63	14,987.38
75-2015	PARNELL ROAD	2026	202,903.16	23,939.07	3,820.39	27,759.46
75-2015	GEORGE STREET	2026	122,132.71	14,418.94	2,301.09	16,720.03
75-2015	LORNE STREET	2026	198,016.02	23,373.41	3,730.11	27,103.52
75-2015	FOREST HILL ROAD	2026	202,903.16	23,939.07	3,820.39	27,759.46
75-2015	DICK'S CREEK ENVIRONMENTAL ASSESSMENT	2026	175,307.32	20,683.87	3,300.90	23,984.77
75-2015	2012 WATERCOURSES REVIEW	2026	109,572.33	12,924.75	2,062.63	14,987.38
2017-53	QUEENSTON STREET	2027	787,973.66	81,783.13	14,941.60	96,724.73
2018-54	ONTARIO STREET STORM SEWERS P15-001	2028	137,000.00	12,217.22	3,822.01	16,039.23
2018-54	TUNISVALLEY STORM SEWERS P15-003	2028	197,500.00	17,611.07	5,509.42	23,120.49
2018-54	2015 CATCHBASIN INSTALLATION P15-006	2028	30,000.00	2,682.19	839.09	3,521.28
2018-54	EXTRANEIOUS FLOW/DATA COLLECTION	2028	643,000.00	57,342.83	17,939.03	75,281.86
2018-54	2016 CATCHBASIN INSTALLATION P16-006	2028	55,000.00	4,907.52	1,535.26	6,442.78
2018-54	HARTZEL RD STORM SEWERS P16-008	2028	184,000.00	16,417.35	5,135.97	21,553.32
2018-54	CHURCHILL STREET STORM SEWERS P16-062	2028	49,000.00	4,376.98	1,369.29	5,746.27
2018-54	OAKDALE AVENUE CATCHBASIN P17-065	2028	63,000.00	5,614.91	1,756.56	7,371.47
2018-54	PARKWOOD DRIVE CATCHBASIN P17-080	2028	60,000.00	5,349.64	1,673.57	7,023.21
			9,006,114.76	1,498,480.72	236,136.10	1,734,616.82

CORPORATION OF THE CITY OF ST. CATHARINES
DEBENTURE DEBT AND ANNUAL CHARGES - 2019
CLASSIFICATION BY FUNCTION

SCHEDULE NO. E1

		2019 DEBT CHARGES				
BY-LAW NUMBER	DESCRIPTION	YEAR OF FINAL MATURITY	PRINCIPAL OUTSTANDING DEC. 31, 2018	PRINCIPAL	INTEREST	TOTAL
PARKING						
35-2016	LOWER LEVEL PARKING LOT	2026	365,213.09	43,096.73	6,877.72	49,974.45
2017-53	CARLISLE STREET PARKING GARAGE DEMOLITION	2027	1,360,611.74	141,108.13	25,780.14	166,888.27
75-2010	CARLISE ST PARKING GARAGE	2040	7,886,941.12	180,799.11	485,333.36	666,132.47
75-2010	CARLISE ST PARKING GARAGE - interest earned on sinking	2040	-189,448.90			0.00
			9,423,317.05	365,003.97	517,991.22	882,995.19
HEALTH SERVICES						
75-2015	VICTORIA LAWN CEMETERY ROAD IMPROVEMENTS	2025	1,291,010.42	173,743.65	29,286.88	203,030.53
35-2016	CARILLON TOWER STONE REPAIRS	2026	48,703.47	5,741.96	916.35	6,658.31
2018-54	VICTORIA LAWN CEMETERY ADMIN BUILDING	2028	1,665,000.00	148,493.03	46,454.29	194,947.32
			3,004,713.89	327,978.64	76,657.52	404,636.16
ASSISTANCE TO THE AGED						
75-2015	DUNLOP DRIVE SENIORS CENTRE PARKING LOT	2025	232,371.67	31,277.34	5,272.23	36,549.57
75-2015	DUNLOP DRIVE SENIORS CENTRE WASHROOM	2025	183,622.46	24,706.08	4,164.55	28,870.63
75-2015	WEST ST CATHARINES SENIORS PARKING LOT	2025	64,559.02	8,684.28	1,463.85	10,148.13
75-2015	WEST ST CATHARINES SENIORS WASHROOM	2025	112,614.34	15,151.05	2,553.92	17,704.97
			593,167.49	79,818.75	13,454.55	93,273.30
PARKS & RECREATION - ADMINISTRATION						
2018-54	RCS ADMINISTRATION BUILDING-WASHROOM LSSC COI	2028	153,000.00	13,646.74	4,269.22	17,915.96
2018-54	RCS ADMINISTRATION BUILDING-DESIGN LSSC CONSOL	2028	135,000.00	12,040.37	3,766.69	15,807.06
2018-54	RCS ADMINISTRATION BUILDING LSSC CONSOLIDATION	2028	810,000.00	72,242.24	22,600.13	94,842.37
			1,098,000.00	97,929.35	30,636.04	128,565.39

CORPORATION OF THE CITY OF ST. CATHARINES
 DEBENTURE DEBT AND ANNUAL CHARGES - 2019
 CLASSIFICATION BY FUNCTION

SCHEDULE NO. E1

BY-LAW NUMBER	DESCRIPTION	YEAR OF FINAL MATURITY	PRINCIPAL OUTSTANDING DEC. 31, 2018	2019 DEBT CHARGES		
				PRINCIPAL	INTEREST	TOTAL
PARKS & RECREATION - GENERAL OPERATIONS						
66-2009	MONTEBELLO PARK ELECTRICAL UPGRADES P08-137	2019	52,795.12	52,795.12	2,533.78	55,328.90
66-2009	BERKLEY PARK CONVERSION	2019	25,039.10	25,039.10	1,202.20	26,241.30
72-2013	PEARSON PARK ELECTRICAL UPGRADE	2023	14,266.08	2,720.99	482.30	3,203.29
78-2014	MONTEBELLO PARK WASHROOM RETROFIT	2024	95,651.15	14,946.52	2,733.17	17,679.69
78-2014	TRAIL IMPROVEMENTS, 2010	2024	56,277.80	8,788.84	1,607.16	10,396.00
75-2015	PAN AM GAMES COMMITMENT, 2012	2025	235,381.25	31,683.69	5,340.72	37,024.41
75-2015	BURGOYNE WOODS WATER SERVICE P09-157	2025	88,933.63	11,969.91	2,017.69	13,987.60
75-2015	CENTENNIAL PARK UPGRADES	2025	125,512.54	16,892.55	2,847.47	19,740.02
75-2015	MEMORIAL PARK CENOTAPH	2025	348,625.51	46,892.79	7,904.43	54,797.22
35-2016	LANCASTER PARK FIELD LIGHTING	2026	474,764.41	56,032.16	8,942.05	64,974.21
35-2016	CENTENNIAL PARK UPGRADES	2026	142,034.31	16,756.28	2,674.10	19,430.38
35-2016	PEARSON PARK WASHROOM UPGRADE	2026	335,995.20	39,649.42	6,327.57	45,976.99
35-2016	POWERVIEW AVENUE - PARKING LOT	2026	162,309.93	19,157.66	3,057.33	22,214.99
35-2016	2014 ACCESSIBILITY PROGRAM	2026	51,136.55	6,030.13	962.34	6,992.47
2017-53	MONTEBELLO PARK IRON FENCING	2027	95,266.02	9,854.08	1,800.32	11,654.40
2017-53	MONTEBELLO PARK ACCESSIBLE WALKWAY	2027	60,774.78	6,302.03	1,151.37	7,453.40
2017-53	CENTENNIAL PARK UPGRADES PHASE 4	2027	158,644.66	16,557.15	3,024.95	19,582.10
2017-53	LANCASTER PARK UPGRADES	2027	906,145.23	94,000.47	17,173.68	111,174.15
2017-53	LAKESIDE PARK UPGRADES	2027	293,821.85	30,550.51	5,581.51	36,132.02
2017-53	LAKESIDE PARK ELECTRICAL UPGRADES	2027	350,992.78	36,451.50	6,659.61	43,111.11
2017-53	WEST PARK SITE IMPROVEMENTS	2027	428,197.11	44,343.36	8,101.43	52,444.79
2017-53	WELLAND CANAL FALLEN WORKERS MEMORIAL	2027	264,934.46	27,399.50	5,005.83	32,405.33
2018-54	LAKESIDE PARK IMPROVEMENTS	2028	810,000.00	72,242.24	22,600.13	94,842.37
			5,577,499.47	687,056.00	119,731.14	806,787.14
PARKS & RECREATION - TURF FIELD						
73-2012	SPORTSFIELD DEVELOPMENT P09-131	2022	462,479.76	110,847.48	13,435.75	124,283.23
73-2012	SPORTSFIELD DEVELOPMENT ADDITIONAL FUNDING	2022	192,654.72	46,194.56	5,599.21	51,793.77
73-2012	KIWANIS ARTIFICIAL TURF FIELD-AMENITIES	2022	125,014.72	29,974.56	3,633.20	33,607.76
			780,149.20	187,016.60	22,668.16	209,684.76
PARKS & RECREATION - GOLF COURSE						
73-2012	GARDEN CITY GOLF COURSE-MAINTENANCE BUILDING	2022	289,072.44	69,275.62	8,396.84	77,672.46
			289,072.44	69,275.62	8,396.84	77,672.46
PARKS & RECREATION - BIRD SANCTUARY						
73-2012	HAPPY ROLPH'S POND REHABILITATION	2022	46,284.12	11,078.26	1,342.79	12,421.05
35-2016	HAPPY ROLPH'S WASHROOM UPGRADE	2026	335,995.20	39,649.42	6,327.57	45,976.99
			382,279.32	50,727.68	7,670.36	58,398.04

CORPORATION OF THE CITY OF ST. CATHARINES
DEBENTURE DEBT AND ANNUAL CHARGES - 2019
CLASSIFICATION BY FUNCTION

SCHEDULE NO. E1

BY-LAW NUMBER	DESCRIPTION	YEAR OF FINAL MATURITY	PRINCIPAL OUTSTANDING DEC. 31, 2018	2019 DEBT CHARGES			TOTAL
				PRINCIPAL	INTEREST	TOTAL	
<u>PARKS & RECREATION - RUSSELL AVE COMMUNITY CENTRE</u>							
75-2015	RUSSELL AVE COMMUNITY CENTRE ROOF	2025	60,953.52	8,208.27	1,383.62	9,591.89	
<u>PARKS & RECREATION - MARKET SQUARE</u>							
2018-54	MARKET SQUARE - ROOF REPLACEMENT	2028	180,000.00	16,048.92	5,020.71	21,069.63	
<u>PARKS & RECREATION - ARENA OPERATIONS</u>							
88-2004	SPORTSPLEX	2024	4,217,551.43	609,618.85	227,603.28	837,222.13	
66-2009	BILL BURGoyNE ARENA UPGRADES P07-155	2019	25,313.68	25,313.68	1,216.39	26,530.07	
66-2009	JACK GATECLIFF ARENA-ICE MAKING PLANT	2019	71,119.96	71,119.96	3,418.41	74,538.37	
72-2010	HAIG BOWL ARENA IMPROVEMENTS	2020	68,481.80	33,554.06	2,379.98	35,934.04	
35-2016	2015 ARENA IMPROVEMENT PROGRAM	2026	255,640.76	30,171.98	4,815.08	34,987.06	
2017-53	BILL BURGoyNE ARENA CEILING/DEHUMIDIFICATION	2027	65,378.63	6,703.07	1,224.64	7,927.71	
2017-53	SPORTSPLEX RINK IMPROVEMENTS	2027	1,038,157.17	107,148.78	19,575.84	126,724.62	
2018-54	SPORTSPLEX RINK IMPROVEMENTS PHASE 2	2028	1,727,856.00	154,107.96	48,210.82	202,318.78	
<u>PARKS & RECREATION - MERRITON ARENA AND COMMUNITY CENTRE</u>							
66-2009	MERRITON COMMUNITY CENTRE - CLADDING	2019	31,689.79	31,689.79	1,520.19	33,209.98	
75-2015	MERRITON CENTENNIAL ARENA ROOF PAINTING	2025	32,279.51	4,342.14	731.93	5,074.07	
2018-54	MERRITON COMMUNITY CENTRE - HVAC	2028	720,000.00	64,210.42	20,087.47	84,297.89	
<u>PARKS & RECREATION - MERIDIAN CENTRE</u>							
69-2015	MERIDIAN CENTRE CONSTRUCTION	2045	783,969.30	100,242.35	22,339.59	122,581.94	
<u>PARKS & RECREATION - POOLS</u>							
66-2009	WEST PARK POOL ROOF REPLACEMENT	2019	7,977.36	7,977.36	382.89	8,360.25	
35-2016	WEST PARK POOL DEMOLITION	2026	365,213.09	43,096.73	6,877.72	49,974.45	
110-2011	KIWANIS AQUATIC CENTER	2031	8,436,324.65	512,649.79	315,756.22	828,406.01	
<u>LIBRARY</u>							
110-2011	LIBRARY - GRANTHAM BRANCH	2031	8,809,515.10	563,723.88	323,016.83	886,740.71	
<u>LIBRARY - GRANTHAM BRANCH</u>							
110-2011	LIBRARY - GRANTHAM BRANCH	2031	1,287,543.43	78,239.67	48,190.14	126,429.81	
<u>LIBRARY - GRANTHAM BRANCH</u>							
110-2011	LIBRARY - GRANTHAM BRANCH	2031	1,287,543.43	78,239.67	48,190.14	126,429.81	

CORPORATION OF THE CITY OF ST. CATHARINES
DEBENTURE DEBT AND ANNUAL CHARGES - 2019
CLASSIFICATION BY FUNCTION

SCHEDULE NO. E1

BY-LAW NUMBER	DESCRIPTION	YEAR OF FINAL MATURITY	PRINCIPAL OUTSTANDING DEC. 31, 2018	2019 DEBT CHARGES			TOTAL
				PRINCIPAL	INTEREST	TOTAL	
OTHER CULTURAL FACILITIES							
66-2009	BUCHANAN HOUSE ELECTRICAL	2019	11,636.55	11,636.55	557.29	12,193.84	
66-2009	BUCHANAN HOUSE PARKING LOT	2019	10,584.46	10,584.46	506.59	11,091.05	
72-2013	MORNINGSSTAR MILL PAINTING	2023	46,444.46	8,879.62	1,573.93	10,453.55	
72-2013	LOCK 3 MUSEUM ROOF REPLACEMENT	2023	47,501.20	9,081.17	1,609.65	10,690.82	
75-2015	MORNINGSSTAR MILL BRIDGE REHABILITATION	2025	56,654.12	7,627.77	1,285.77	8,913.54	
35-2016	MUSEUM SECURITY UPGRADES	2026	73,034.22	8,623.62	1,376.22	9,999.84	
35-2016	MUSEUM RETAINING WALL AND TRELIS	2026	146,047.41	17,257.91	2,754.16	20,012.07	
2018-54	OLD COURTHOUSE - EXTERIOR STAIRS	2028	90,000.00	8,031.83	2,512.66	10,544.49	
			481,902.42	81,722.93	12,176.27	93,899.20	
TRANSIT							
2017-53	TRANSIT CAPITAL ITEMS, 2017	2027	403,729.64	41,779.58	7,633.04	49,412.62	
			403,729.64	41,779.58	7,633.04	49,412.62	
WATERWORKS							
66-2009	GRANTHAM/LAKE P06-210 WATERMANS	2019	39,266.82	39,266.82	1,885.23	41,152.05	
66-2009	DIEPPE/DUNKIRK P07-210 WATERMANS	2019	52,795.12	52,795.12	2,533.78	55,328.90	
66-2009	HENLEY DR P07-211 WATERMAIN	2019	5,957.44	5,957.44	287.57	6,245.01	
72-2010	ST PAUL/ONTARIO-WATER PORTION	2020	156,719.89	76,757.11	5,444.36	82,201.47	
73-2012	WELLAND AVENUE P10-104 - WATER	2022	223,898.76	53,671.98	6,505.54	60,177.52	
72-2013	BUNTING ROAD WATERMAIN	2023	570,014.34	108,974.08	19,315.86	128,289.94	
78-2014	MEADOWVALE DRIVE P06-211	2024	148,851.25	23,256.25	4,252.72	27,508.97	
2018-54	LEEPER ST/MCDONALD RECONSTRUCTION	2028	550,250.00	49,075.21	15,352.60	64,427.81	
2018-54	BARNES/BRIGHTON/LAILEY WATERMAIN	2028	363,694.00	32,436.80	10,147.47	42,584.27	
2018-54	OAKDALE AVENUE WATERMAIN	2028	202,000.00	18,008.98	5,633.90	23,642.88	
			2,313,447.62	460,199.79	71,359.03	531,558.82	
SANITARY SEWERS AND PRIVATE DRAINS							
72-2010	ST PAUL/ONTARIO-SANITARY SEWER PORTION	2020	96,503.93	47,266.60	3,352.61	50,619.21	
73-2012	WELLAND AVENUE P10-104 - SANITARY	2022	169,180.00	40,550.00	4,915.04	45,465.04	
73-2012	COURT/GENEVA/ONTARIO/WELLAND-SANITARY CSO	2022	67,272.52	16,106.46	1,952.25	18,058.71	
78-2014	EMMITT ROAD SANITARY SEWER	2024	106,292.46	16,603.75	3,036.22	19,639.97	
35-2016	BUCKLAND STREET	2026	1,055,046.03	124,508.79	19,870.10	144,378.89	
2018-54	BURLEIGH HILL/GLENDALE AVE CSO	2028	2,807,400.00	250,386.73	78,330.52	328,717.25	
2018-54	MICHIGAN AVENUE CSO	2028	184,000.00	16,417.35	5,135.97	21,553.32	
			4,485,694.94	511,839.68	116,592.71	628,432.39	
			\$114,000,379.59	\$11,982,898.24	\$3,665,001.50	\$15,647,899.74	

City of St. Catharines

2019 Operating Budget - Expenditures

<u>Acct.</u>	<u>Description</u>	<u>2019 Budget</u>	<u>2018 Budget</u>	<u>2017 Actuals</u>	<u>2016 Actuals</u>	<u>2015 Actuals</u>	<u>% Change 2018 Budget</u>
<u>OUTSIDE BOARDS AND COMMISSIONS</u>							
753	St Catharines Public Library trfr from City's Tax Stab'n Reserve	\$5,612,338 -100,000 <u>5,512,338</u>	\$5,398,960	\$5,491,200	\$5,572,035	\$5,488,825	3.95%
781	St Catharines Transit Commission	11,240,038	9,773,748	9,181,779	8,875,624	8,888,854	15.00%
	Para Transit	1,461,973	1,341,991	1,330,224	1,312,357	1,229,221	8.94%
	Debt principal and interest	49,168	49,175				-0.01%
727	Niagara District Airport	245,263	207,853	207,853	203,793	174,402	18.00%
		<u>\$18,508,780</u>	<u>\$16,771,727</u>	<u>\$16,211,056</u>	<u>\$15,879,471</u>	<u>\$15,781,302</u>	10.36%

City of St Catharines

2019 Operating Budget - Expenditures by Department, Board or Committee

	2019 Budget	2018 Budget	2017 Actuals	2016 Actuals	2015 Actuals	\$ Change 2018 Budget	% Change 2018 Budget
Library Board							
Library Board	5,512,338	5,398,960	5,491,200	5,572,035	5,488,825	113,378	2.10%
Total Library Board	5,512,338	5,398,960	5,491,200	5,572,035	5,488,825	113,378	2.10%

City of St Catharines

2019 Operating Budget - Expenditures by Department, Board or Committee

	2019 Budget	2018 Budget	2017 Actuals	2016 Actuals	2015 Actuals	\$ Change 2018 Budget	% Change 2018 Budget
Transit Commission							
Transit Commission	11,240,038	9,773,748	9,181,779	8,875,624	8,844,135	1,466,290	15.00%
Paratransit	1,461,973	1,341,991	1,330,224	1,312,357	1,273,940	119,982	8.94%
Transit Capital Items	49,168	49,175	3,664	0	0	-7	-0.01%
Total Transit Commission	12,751,179	11,164,914	10,515,667	10,187,981	10,118,075	1,586,265	14.21%

**City of St. Catharines
Transit Commission Budget - 2019**

	Original 2019 Request	Budget 2019	2018	Increase	
				\$	%
Expenditures					
Operating					
Conventional Service (incl debt repayment)	10,005,769	10,005,769	9,822,924	182,845	14.93%
Cross Town Route - full year	789,208	789,208		789,208	
Diesel Fuel - increased cost	494,229	494,229		494,229	
Paratransit Service	1,411,973	1,411,973	1,341,991	69,982	5.21%
Combined Operating	12,701,179	12,701,179	11,164,915	1,536,264	13.76%
Capital					
Conventional Service	0	0	0	0	
Paratransit Service	250,000	50,000	0	50,000	
Combined Capital	250,000	50,000	0	50,000	
Total Expenditure Budget	12,951,179	12,751,179	11,164,915	1,586,264	14.21%
Revenue					
OBRP Funding (no longer available)				0	
Total Revenue Budget		0	0	0	
Net Operating Fund Support	12,951,179	12,751,179	11,164,915	1,586,264	14.21%
Breakdown of Operating Fund Support					
Operating Expenses	12,701,179	12,701,179	11,164,915	1,536,264	
Capital Expenses	250,000	50,000		50,000	
	12,951,179	12,751,179	11,164,915	1,586,264	14.21%

**ST. CATHARINES TRANSIT COMMISSION
2019 BUDGET**

	2019 Budget	\$ Change From 2018 Budget	% Change From 2018	2018 Budget	2018 Actuals	2018 Variance	2017 Actuals	2016 Actuals	2015 Actuals
REVENUE	\$ 12,058,941	\$ 565,284	4.9%	\$ 11,493,657	\$ 11,979,242	\$ 485,585	\$ 11,491,820	\$ 11,239,801	\$ 10,896,581
EXPENSES									
TRANSPORTATION	11,953,572	334,688	2.9%	11,618,884	11,956,487	337,603	11,256,823	10,956,950	10,454,736
PROPELLANTS	2,554,122	56,730	2.3%	2,497,392	2,887,434	390,042	2,258,200	2,042,419	2,465,926
VEHICLE MAINTENANCE	4,057,016	68,538	1.7%	3,988,478	3,922,273	- 66,205	3,996,799	4,203,826	3,875,067
PLANT PREMISES	682,273	37,053	5.7%	645,220	678,889	33,669	614,620	661,260	642,636
GENERAL ADMINISTRATION	2,290,989	112,719	5.2%	2,178,270	2,174,205	- 4,065	2,081,911	2,043,886	1,935,780
DOWNTOWN TERMINAL	477,570	138,408	40.8%	339,162	407,117	67,955	380,157	221,121	320,289
PARATRANSIT	1,375,473	33,483	2.5%	1,341,990	1,375,955	33,965	1,330,224	1,317,658	1,240,557
TOTAL EXPENSES	23,391,015	781,619	3.5%	22,609,396	23,402,360	792,964	21,918,734	21,447,120	20,934,991
NET OPERATING COST	\$ 11,332,074	\$ 216,335	1.9%	\$ 11,115,739	\$ 11,423,118	\$ 307,379	\$ 10,426,914	\$ 10,207,319	\$ 10,038,410
CAPITAL/DEBENTURE	\$ 99,168	\$ 49,993	0.4%	\$ 49,175	\$ 49,175	\$ -			
2019 BASE BUDGET REQUEST	\$ 11,431,242	\$ 266,328	2.4%	\$ 11,164,914	\$ 11,472,293	\$ 307,379			
OTHER INCREASES:									
CROSTOWN ROUTE - SEPT 1/18 START 2018 BUDGET INCLUDED 4 MONTHS OF SERVICE & 2019 BUDGET INCLUDES 12 MONTHS	\$ 789,208	\$ 789,208	7.1%						
DIESEL FUEL 2018 BUDGET = \$0.93 P.P.L. 2019 BUDGET = \$1.12 P.P.L.	\$ 494,229	\$ 494,229	4.4%						
PARATRANSIT ASSIGNMENT - SEPT 1/19 START OPERATING COST = 36,500	\$ 36,500	\$ 36,500	0.3%						
2019 BUDGET REQUEST	\$ 12,751,179	\$ 1,586,265	14.2%	11,164,914	11,472,293	307,379	\$ 10,426,914	\$ 10,207,319	\$ 10,038,410

City of St Catharines

2019 Operating Budget - Expenditures by Department, Board or Committee

	2019 Budget	2018 Budget	2017 Actuals	2016 Actuals	2015 Actuals	\$ Change 2018 Budget	% Change 2018 Budget
Niagara District Airport							
Niagara District Airport	245,263	207,853	207,853	203,793	174,402†	37,410	18.00%
Total Niagara District Airport	245,263	207,853	207,853	203,793	174,402†	37,410	18.00%

**Niagara District Airport Commission
Operating Budget 2019**

V7

	YTD Nov-18	2018 Projected	2018 Budget	2019 Budget
Operating Revenue	\$	\$	\$	\$
100-1100-11020 - Event and Facility Rentals	8,415	8,415	3,000	6,000
100-1200-12020 - FBO/Fuel Royalties	20,988	23,500	18,000	24,000
100-1300-13020/30 - Interest on Reserves	3,837	19,000	27,000	24,000
100-1400-14020 - Aircraft Parking	12,160	15,000	10,000	15,000
100-1400-14030 - Terminal Fees	8,760	12,000	9,600	13,000
100-1400-14050 - Airport Improvement fee	17,520	24,000	28,900	26,000
100-1400-14060 - Landing Fees	10,550	16,000	10,500	12,500
100-1500-15010 - Wage Recovery	3,500	3,500	800	1,000
100-1500-15020 - Miscellaneous	1,870	6,000	1,500	2,500
100-1500-15025 - Administration Fees	180	300	300	400
100-1500-15030 - Water Revenues	11,161	13,000	10,000	11,000
100-1500-15035 - Gas Resale	3,182	4,000	3,200	4,000
100-1500-15050 - Advertising	3,850	4,000	5,000	6,000
100-1500-15060 - AVOP	295	500	1,500	500
100-1500-15080 - Proceeds: Asset Sales	20,385	20,385	0	0
100-1500-15090 - Finance Charges	5,063	5,000	2,000	2,000
100-1600 - Municipal Grants - Operations	396,064	396,064	396,064	439,800
100-1700-17200 - Land Leases	121,766	131,150	157,000	145,000
100-1700-17400 - Office Lease	28,989	32,000	35,000	33,000
100-1700-17800 - FBO/Land Lease	7,931	8,700	9,000	9,000
100-1700-17500 - Solar Power Revenue	0	0	200	0
FBO/Fuel Farm Land Lease	0	0	0	0
Draw on reserve			29,436	0
Total Operating Revenue	686,465	742,514	758,000	774,700

Operating Expenditures	\$	\$	\$	\$
200-2800-28100 - Payroll Expenses	320,086	400,000	442,000	450,000
200-2600-26020 - Training	12,106	12,500	12,000	10,500
200-2800-28200 - Clothing & Boot Allowance	1,263	1,400	1,400	1,400
200-2600-26170 - Accounting Services	10,000	12,000	12,000	12,000
200-2800-28210 - Consulting Services	575	18,075	14,000	20,000
200-2600-26040 - Safety Management Systems	5,000	17,000	5,000	5,000
200-2600-26060 - Hydro and Heating	18,953	28,000	30,000	32,000
200-2600-26080 - Water and Sewage	13,135	16,000	20,000	16,500
200-2600-26100 - Telephone Expense	8,811	10,500	10,000	10,000
200-2600-26120 - PR and Advertising	500	1,000	1,000	2,000
200-2600-26140 - Office and General Expense	10,610	14,000	16,000	14,000
200-2600-26160 - Audit Fees	14,200	14,200	12,000	13,000
200-2600-26180 - Legal Fees	4,655	12,000	12,000	12,000
200-2600-26200 - Municipal Tax Expense	14,047	14,100	14,000	14,200
200-2600-26220 - Conference, Convention & Meeting	8,473	10,000	12,000	12,000
200-2600-26240 - Airport Insurance	13,366	13,500	14,000	14,000
200-2600-26260 - Miscellaneous Expense	314	1,000	1,000	1,000
200-2600-26280 - Bank Charges & Interest	296	500	500	500
200-2600-26325 - Investment Management Fees	2,637	10,500	0	12,000
200-2200-22100 - Terminal Bldg. Expense	10,508	20,500	14,000	14,000
200-2200-22300 - Garage Expense	4,245	6,000	2,500	5,000
200-2200-22400 - Airfield Lighting Expense	1,471	2,000	4,000	3,000
200-2200-22560 - Runway Deicing Chemicals	15,730	16,000	16,000	15,000
200-2200-22500 - Runway Maintenance Expense	1,445	5,500	2,000	2,000
200-2200-22600 - Property & Roads Expense	12,218	13,000	16,000	14,000
200-2400-24020 - Garbage Equipment Rental Expense	2,477	3,000	3,000	3,000
200-2400-24040 - Vehicle Gas & Oil Expense	15,405	20,000	18,000	20,000
200-2400-24060 to 24340 - Airport Equipment Vehicles	31,793	38,000	43,500	40,000
200-2600-26300 - Bad Debt Expense	0	5,000	1,000	1,000
200-2800-28230 - Subcontractor	3,223	4,000	7,000	3,500
200-2600-26230 - Commissioner Expense	0	500	2,000	2,000
200-2600-26340 - Donations	100	100	100	100
Debt Charges	0	0	0	0
Total Operating Expenditures	557,640	739,875	758,000	774,700
Net Revenue Over Expenditures	128,825	2,639	0	0

Estimate 2019

Schedule No P1

Parking Meter Reserve Fund

Expenditure Account	Estimate 2019		Estimate 2018		Actual 2017		Actual 2016	
Reserve Fund Balance								
- January 1	\$641,727		\$1,119,228		\$1,741,231		\$1,453,805	
Net Revenue Added During Year:								
Meters	\$277,098		341,020		386,792		483,400	
Parking Violations					77,330		47,065	
Off-Street Parking	\$201,075		228,480				348,377	
Ontario Street Garage								
Carlisle Street Garage								
Interest Earned	\$8,230	\$486,403	2,760	572,260	5,685	469,808	5,470	884,312
	\$1,128,130		\$1,691,488		\$2,211,039		\$2,338,117	
Net Expenditure For Year:								
Parking Violations	\$92,149		78,832					
Off-Street Parking					541,584			
Ontario Street Garage	\$257,166		194,914		112,989		89,760	
Carlisle Street Garage	\$761,059		776,015		437,238		507,126	
Parking trfr to General Fund Capital/Revenue								
	\$1,110,374		1,049,761		1,091,811		596,886	
Reserve Fund Balance								
-December 31	\$17,756		\$641,727		\$1,119,228		\$1,741,231	

Estimate 2019 Parking Summary

Schedule No P2

	2019	2018	2017	Actual 2016	% Change 2018 Budget
EXPENDITURE					
320.105 Parking Meters	378,502	334,580	260,113	204,831	13.13%
320.110 Parking Violations	867,149	858,832	760,256	795,698	0.97%
320.115 Off-Street Parking	379,125	353,370	1,116,700	212,100	7.29%
320.120 Ontario St. Garage	600,416	528,720	467,867	458,747	13.56%
320.125 Carlisle St. Garage	629,138	565,423	484,056	493,694	11.27%
Debt/Interest payment	832,321	831,092	677,350	665,266	0.15%
	<u>3,686,651</u>	<u>3,472,017</u>	<u>3,766,340</u>	<u>2,830,336</u>	6.18%
REVENUE					
320.105 Parking Meters	655,600	675,600	646,905	688,232	-2.96%
320.110 Parking Violations	775,000	780,000	837,586	842,763	-0.64%
320.115 Off-Street Parking	580,200	581,850	575,116	560,477	-0.28%
320.120 Ontario St. Garage	343,250	333,806	354,878	368,987	2.83%
320.125 Carlisle St. Garage	700,400	620,500	724,168	651,833	12.88%
Interest earned	8,230	2,760	5,685	5,444	
Total Revenue	3,062,680	2,994,516	3,144,337	3,117,736	2.28%
Less: Total Expenditure	<u>(3,686,651)</u>	<u>(3,472,017)</u>	<u>(3,766,340)</u>	<u>(2,830,336)</u>	6.18%
Transfer To (From) Reserve Fund	<u>(623,971)</u>	<u>(477,501)</u>	<u>(622,003)</u>	<u>287,400</u>	30.67%

		2019 ESTIMATE
320.105	<u>PARKING METERS</u> Meters - replace meters with updated technology	<u>\$100,000</u>
320.120	<u>ONTARIO STREET GARAGE</u> <u>IMPROVEMENTS - NON TCA</u> Replace the fire alarm panel	<u>15,000</u>
	<u>BUILDING IMPROVEMENTS - TCA</u> Structural Slab/Column repairs	<u>50,000</u>
	<u>CONSULTING FEES</u> Annual Strand Monitoring	<u>25,000</u>
320.125	<u>CARLISLE STREET GARAGE</u> <u>IMPROVEMENTS - NON TCA</u> Roof drain repairs at south end	2,500
	Roof/Ceiling Height survey for clearances	<u>10,000</u>
		<u>12,500</u>
	<u>IMPROVEMENTS - TCA</u> Waterproofing repairs (to be funded through the Bulding Improvement reserve)	<u>60,000</u>

RESERVE AND RESERVE FUNDS:

Name	Purpose	Dec 31/17	Dec 31/16	Dec 31/15
Reserves:				
Accumulated Sick Leave	For certain employees unused sick leave can accumulate and could be taken as cash on termination. The liability for the vested sick leave in 2017 \$6,010,224	2,992,570	3,005,640	3,021,900
Motor Vehicle Replacement	Replacement of Major Equipment / Equipment Replacement Reserve	7,289,877	7,072,202	7,080,124
Encumbrances	Provide for unliquidated encumbrances or commitments.	16,033,119	19,540,710	16,835,209
Building Improvement Reserve	Provide for commitments to building improvement projects TCA	1,900,563	1,564,544	1,492,082
Winter Control Reserve	Reserve to help stabilize winter control fluctuations	300,000	150,000	0
Tax Rate Stabilization Reserve	Minimize the fluctuation of tax rate increases due to extraordinary of unforeseen events	710,788	450,000	0
Infrastructure Levy Reserve	Reserve to provide funds to address the infrastructure deficit	1,312,064	890,000	
Hydro Funds	One time hydro funding source	4,300,000	200,000	0
Community Improvement Plan Reserve	Provide for ongoing commitments to the CIP program	4,745,190	4,572,593	3,902,548
Cemetery Reserve	Net cemetery activity-to be used for Capital items	29,842	29,842	29,842
Fire	Equipment Replacement	1,304,544	833,191	1,022,104
First Ont Pac CIF Reserve	Capital Improvement Fund Reserve funded through portion of ticket sales	105,607	129,795	67,487
Meridian Capital	net Meridian Centre activity - provide funds for capital expenditures	109,588	109,588	
Meridian - Special Events	net Meridian Centre activity - provide funds for self-promoted/co-promoted special events			
Port Dalhousie Piers	assist for future maintenance and capital rehabilitation or improvements at piers and harbour			
Litigation/Insurance Reserve	to fund "unknown matters" and to provide additional amounts to pay legal expenses and damages below City's deductible	451,745	200,000	
Election Reserve	to fund the cost of the municipal election	477,000	400,000	
Sewer Capital Reserve	Net wastewater activity	460,478		
		\$42,522,976	\$39,148,105	\$33,470,520
Reserve Funds:				
Future Sidewalks	When sidewalk requirements are waived by Council the funds are placed in a reserve for a period of 20 years.	\$1,069,811	\$1,001,035	\$998,538
Future Mausoleum	Provide funds for debt repayment and future mausoleum construction.	176,890	101,457	55,042
Payment in Lieu of Parkland	5% cash-in-lieu of parkland dedication (Sec 542 (15) Planning Act).	1,514,312	1,090,441	1,244,361
Parking	Net revenue derived from Parking Operations	1,119,229	1,741,232	1,453,805
Subdivider Deposits	Funds can only be used to meet expenditures for the specific subdivision	640,992	872,024	584,155
Residential Development Charges	Funds to be used only to meet growth-related net capital costs for which the development charge was imposed (Sec 16 (1) Development Charge Act).	3,555,038	3,514,509	3,481,202
Gas Tax Reserve - Provincial	Public Transportation	3,593,843	2,421,156	2,910,606
Gas Tax Reserve - Federal	Incremental Infrastructure Roads,Sewers,Watermains	6,043,359	8,745,491	8,103,810
Actifest Surplus	Legacy fund from senior games for programmes for Seniors 55+ promoting healthy lifestyles	5,658	5,658	7,718
Future Aquatic Facility	Provide funds for future aquatic facility construction			0
Civic Project Fund	Interest earned used for Municipal Capital or other capital projects	9,428,494	11,383,636	11,615,556
Building Code	Net Building Permit fees - Provincial legislation	845,399	158,257	40,921
		\$27,993,024	\$31,034,895	\$30,495,714
TOTAL RESERVE AND RESERVE FUNDS		\$70,516,000	\$70,183,000	\$63,966,234

Definitions:

Reserve: A reserve is an allocation of accumulated net revenue. It has no reference to any specific asset and does not require segregated funds.

Reserve Fund: A reserve fund differs from a reserve in that reserve fund assets are segregated and restricted to meet the purpose of the reserve fund. In addition reserve funds earn interest.

City of St Catharines
Civic Project Fund

	Forecast 2019 Budget	2018 Budget	2018 year end forecast
Opening Balance - January 1	\$9,378,688	\$9,428,494	\$9,428,494
<u>Revenues:</u>			
Interest Income - Seymour Hannah	260,349	287,918	287,918
Interest Income	60,000	50,000	49,077
Arts Award funds for SCCIP			16,500
Land Sales Revenue	50,000	50,000	193,177
	<u>370,349</u>	<u>387,918</u>	<u>546,672</u>
<u>Operating Expenditures:</u>			
Interest Support Operating Fund	0	0	
City Grant Program	15,000	15,000	15,000
Civic Celebrations	14,000	14,000	14,000
City Grant Program - Prior Year Commitment Community Living			
City Grant Program - Prior Year Commitment Pathstone			
Cultural Investment Program	246,000	246,000	246,000
Cultural Investment Program (previous years)			
Physician Recruitment Program	55,000	55,000	35,000
Physician Recruitment Program (prev years)			
Heritage Grant Program	10,000	10,000	
Heritage Grant Program - additional funds, 2018	40,000	40,000	
CIP - façade improvements	60,000	60,000	
Habitat for Humanity - Servicing Costs and Grant	17,500	17,500	
Civic Receptions - Canada Day Festival	30,000	30,000	30,000
Civic Receptions - Santa Claus Parade	20,000	20,000	20,000
Culture - Art Awards	16,577	16,577	16,577
Culture - cNiagara	3,000	3,000	3,000
Culture - Promotion/Publicity	7,880	7,880	4,550
Museum- Special Exhibits	17,500	17,500	17,500
Festivals	116,100	116,100	100,000
Market Festivals/Openings	20,000	20,000	20,000
Meridian Centre - Sports Wall of Fame	3,000	7,500	7,500
EthnoCultural Organizations charitable grant	42,806	42,806	35,351
Planning Study - GM Secondary Plan	32,848	32,848	
Civic Square - design	120,000	120,000	
Strategic Plan revision	50,000		
Out of the Cold Program -Sept 24,2018 Council approval		15,000	15,000
Seymour Hannah Rink Improvement			
Survey and Reference Plan - Merritton Town Hall			
98 Welland Ave - Official plan (\$4200)/Zoning by-law (\$4500)/bldg permit fees waived			
Facer Street revitalization - matching funds		10,000	
Facer Street revitalization conceptual design			
Community Gardens		12,400	12,000
YWCA sexual trafficking		5,000	5,000
<u>Capital Expenditures</u>			
Meridian Centre			
193 James St Purchase			
240-246 St Paul Street - November,2016 legal fees			
198 St Paul Street			
First Ontario Performing Arts Centre project funding			
	<u>937,211</u>	<u>934,111</u>	<u>596,478</u>
Closing Balance - December 31	<u>\$8,811,826</u>	<u>\$8,882,301</u>	<u>\$9,378,688</u>
<u>Distribution:</u>			
Capital	\$7,529,245	\$7,772,597	\$7,770,286
Capital - Land Sales	1,282,581	1,089,404	1,232,581
Interest	0	20,300	375,821
	<u>\$8,811,826</u>	<u>\$8,882,301</u>	<u>\$9,378,688</u>

Capital Unencumbered:

Capital Available	\$8,811,826	\$8,862,001	\$9,002,867
Internal Loan to Seymour Hannah Complex	(4,596,653)	(5,125,264)	(5,125,264)
Capital Project Contributions			
Performing Arts Centre			
Spectator Facility			
Internal Loan re OBRP changes			
Unencumbered Capital	<u>\$4,215,173</u>	<u>\$3,736,737</u>	<u>\$3,877,603</u>

Reserve for Community Development

Unencumbered Capital	\$4,215,173	\$3,736,737	\$3,877,603
Interest	0	20,300	375,821
Closing Balance - December 31	<u>\$4,215,173</u>	<u>\$3,757,037</u>	<u>\$4,253,424</u>

Notes:

The Civic Project Fund can fund existing community projects which grant funding to external cultural and community improvement initiatives. It will also be used to fund significant new facility construction and/or purchases.

To mitigate the effect of the change to the tax base, the transfer regarding the hydro interest will initially be maintained. This transfer will be made to maintain the existing level of hydro interest. As the hydro interest is expected to increase, this reduction of the reserve will be eliminated over time and may be reconsidered with each new budget cycle.

The Land Purchase costs related to the FOPAC will be funded from this reserve.

The Ad Hoc Budget Committee also recommends that any revenues received from land sales (excluding Parking related items) be used as a source of revenue for the Civic Project Fund. These revenues were previously considered in the Operating Budget.

City of St Catharines
Tax Stabilization reserve
2019 Commitments

Account 310.126.000

Estimated Balance December 31,2018 \$426,007

2019 Commitments:

EDTS - Government Relations position \$121,696

CSS - HS Assistance - 9 months in 2019 79,614

Library - Security and Social Service 100,000

Total estimated commitments: \$301,310

Estimated closing balance December 31,2019 \$124,697

City of St Catharines
Vehicle Listing
Machinery and Equipment Listing
as at December 31,2018 - estimated

	<u>Acquisition Cost</u>	<u>Net Book Value</u>
Vehicle Listing	\$18,400,038.70	\$5,795,367.84
Machinery/Equipment Listing	<u>7,128,012.09</u>	<u>1,947,627.81</u>
Total:	<u><u>\$25,528,050.79</u></u>	<u><u>\$7,742,995.65</u></u>

City of St. Catharines
Vehicles
December, 2018

Master File Number	Asset Description	Model	Acquisition Year	Cost 12/31/2018	Accumulated Depreciation 12/31/2018	Net Book Value 12/31/2018
F-002-14	Toyota Camry	Camry	2013	25,659.65	14,112.83	11,546.82
F-003-17	2017 GMC Terrain SUV	Terrain	2017	25,771.96	3,865.80	21,906.16
F-004-15	GMC Cube Van	STV	2014	35,844.36	16,129.98	19,714.38
F-006-10	Ford Fusion Hybrid	Fusion	2009	31,309.26	31,309.26	-
F-007-10	Ford Fusion Hybrid	Fusion	2009	31,303.11	31,303.11	-
F-008-15	GMC Cube Van	STV	2014	35,844.36	16,129.98	19,714.38
F-009-07	Ford F550 Stake/Dump Truck	F550	2006	60,260.64	60,260.64	-
F-010-07	Ford F550 Stake/Dump Truck	F550	2006	60,200.64	60,200.64	-
F-011-12	Ford F550 4 X 4	F550 4 X 4	2012	64,487.24	41,916.68	22,570.56
F-013-14	GMC Terrain	Terrain	2013	20,761.85	11,419.04	9,342.81
F-015-05	Ford F-150 Half Ton Pickup Truck	F-150	2005	22,259.03	22,259.03	-
F-016-05	Ford F-150 Half Ton Pickup Truck	F-150	2005	22,259.03	22,259.03	0.00
F-017-13	GMC Savana	Savana 3500	2013	49,307.24	27,118.96	22,188.28
F-018-07	Single Axle Dump Truck - International with 2 wa	7400	2007	160,714.19	160,714.19	-
F-019-07	Single Axle Dump Truck - International with 2 wa	7400	2007	160,714.19	160,714.19	-
F-020-05	Ford F-150 Half Ton Pickup Truck	F-150	2005	22,259.03	22,259.03	0.00
F-021-16	Ford F-250 4X4 Pickup	F-250	2015	33,585.46	11,754.92	21,830.54
F-022-16	Ford F-250 4X4 Pickup	F-250	2015	33,585.46	11,754.92	21,830.54
F-024-08	Dodge Ram 1500 Quad Cab Pickup	Ram 1500	2007	23,580.98	23,580.98	-
F-026-08	Dodge Ram 1500 Quad Cab Pickup	1500 Quad Cab	2007	23,580.98	23,580.98	-
F-027-18	GMC Sierra Pickup-1/2 ton	Sierra 1/2 tone pick up	2018	26,351.32	1,317.57	25,033.75
F-028-13	Ford Escape SE	Escape SE AWD	2013	26,331.91	14,482.55	11,849.36
F-029-12	Dodge RAM 2500	RAM 2500	2011	24,353.75	18,265.35	6,088.40
F-032-13	3/4 Ton Pickup - GMC	Sierra	2012	26,061.00	16,939.65	9,121.35
F-035-13	3/4 Ton Pickup - GMC	Sierra	2012	26,061.00	16,939.65	9,121.35
F-038-13	3/4 Ton Pickup - GMC	Sierra	2012	26,061.00	16,939.65	9,121.35
F-043-10	3/4 Ton Pickup	Ram 2500	2010	24,649.68	21,480.45	3,169.23
F-044-14	Dodge Ram 2500	Ram 2500	2013	29,115.80	15,667.71	13,448.09
F-045-13	Ford Transit Connect Van	Transit Connect	2012	27,089.08	17,413.05	9,676.03
F-048-12	Dodge RAM 2500	RAM 2500	2011	24,353.76	18,265.35	6,088.41
F-049-12	Chevrolet Express 2500 Van	Express Cargo 2500	2011	28,812.71	21,159.44	7,653.27
F-050-15	GMC Terrain SLE	Terrain SLE	2015	23,108.42	8,087.94	15,020.48
F-051-10	Ford Escape 4x4 SUV Hybrid	Escape	2009	36,926.95	35,180.65	1,746.30
F-052-11	Dodge Ram 2500	Ram 2500	2010	24,003.56	20,917.42	3,086.14
F-055-09	Chevrolet Express 3500 Cube Van	Express 3500	2009	42,678.48	42,678.48	-
F-056-02	3/4 Ton Ford F250 Pickup	F250	2002	23,753.65	23,753.65	-
F-057-02	3/4 Ton Ford F250 4WD Pickup	F250	2002	26,821.69	26,821.69	-

F-058-09	Ford F-550 Stake/Dump Truck with Plow	F-550	2009	54,912.88	54,912.88	15,429.88	-
F-061-13	Freightliner Dump / Plow	114SD Snow Plow	2013	298,682.50	164,275.38	164,275.38	134,407.12
F-062-05	GMC Savana 3/4 Ton Cargo Van	Savana Cargo	2005	25,679.48	25,679.48	-	-
F-063-08	Ford E350 Cube Van	E350	2007	42,168.06	42,168.06	-	-
F-064-08	Ford E350 Cube Van	E350	2007	42,168.06	42,168.06	-	-
F-065-14	Dodge Ram Pickup	Ram 3500	2014	28,054.36	12,624.48	15,429.88	-
F-066-12	Chevrolet Express 2500 Van	Express Cargo 2500	2011	38,355.76	28,090.04	28,090.04	10,265.72
F-067-08	Ford F-350 Super Duty Crew Cab	F-350	2008	31,307.24	31,307.24	-	-
F-072-13	International Workstar 7600	Workstar 7600	2013	243,774.12	134,075.76	109,698.36	-
F-073-13	International Workstar 7600	Workstar 7600	2013	243,779.21	134,078.56	109,700.65	-
F-075-09	Ford F-250 3/4 Ton Pickup	F-250	2009	23,601.54	23,601.54	-	-
F-076-09	Ford F-250 3/4 Ton Pickup	F-250	2009	23,597.66	23,597.66	-	-
F-077-09	Ford F-250 3/4 Ton Pickup	F-250	2009	23,597.66	23,597.66	-	-
F-078-10	Ford Escape 4x4 SUV Hybrid	Escape	2009	36,926.95	35,180.65	1,746.30	-
F-079-10	Single Axle Dump Truck - International	Workstar 7400 SFA 4X	2010	196,731.42	167,221.69	29,509.73	-
F-080-12	Cube Van - GMC	Savana 3500	2012	47,759.82	31,043.87	16,715.95	-
F-081-12	International Dump Truck	Work Star 7500	2011	194,998.45	146,079.72	48,918.73	-
F-082-12	International Dump Truck	Work Star 7500	2011	194,998.45	146,079.72	48,918.73	-
F-083-15	GMC Cube Van	STV	2014	35,844.36	16,129.98	19,714.38	-
F-084-09	International Paystar 5600 Triaxle Dump	Paystar 5600	2009	196,063.94	196,063.94	-	-
F-089-18	GMC Sierra Pickup	Sierra 1/2 tone pick up	2018	26,351.32	1,317.57	25,033.75	-
F-100-14	Toyota Camry	Camry	2013	25,659.65	14,112.83	11,546.82	-
F-105-15	Ford F550 Dump Truck	F550	2015	56,842.84	19,894.98	36,947.86	-
F-109-14	Dodge Ram 2500	Ram 2500	2013	25,655.96	14,110.80	11,545.16	-
F-111-19	GMC Cargo Van Savana 2500- 2019	Savana 2500-2019	2018	27,780.48	1,389.02	26,391.46	-
F-112-14	GMC Savana Cargo Van	Savana Cargo Van	2013	39,257.36	17,444.04	21,813.32	-
F-113-16	Freightliner Dump Truck	SD108	2015	254,541.26	89,089.45	165,451.81	-
F-115-03	3/4 Ton Pickup Ford F250	F250	2003	24,196.93	24,196.93	-	-
F-116-03	3/4 Ton Pickup Ford F250	F250	2003	24,196.93	24,196.93	-	-
F-117-18	Ford E350 Cube Van	E350	2018	36,715.01	1,835.75	34,879.26	-
F-118-18	Ford E350 Cube Van	E350	2018	36,715.01	1,835.75	34,879.26	-
F-119-18	Ford E350 Cube Van	E350	2018	36,715.01	1,835.75	34,879.26	-
F-120-14	Dodge Ram 2500	Ram 2500	2013	25,655.96	14,110.80	11,545.16	-
F-121-91	Street Flusher - International	4900	1991	99,900.00	99,900.00	-	-
F-122-14	GMC Savana Cargo Van	Savana Cargo Van	2013	29,265.55	15,712.75	13,552.80	-
F-124-10	Vactor	Workstar 2110-J4	2010	388,734.12	330,423.99	58,310.13	-
F-125-14	Dodge Ram 2500	Ram 2500	2013	29,115.80	15,667.71	13,448.09	-
F-126-15	Ford F550 Dump Truck	F550	2015	56,803.84	19,881.33	36,922.51	-
F-127-18	GMC Sierra Pickup- 1 ton crew	Sierra 3500 1 ton crew	2018	33,905.05	1,695.25	32,209.80	-
F-128-15	Ford F550 Stake/Dump Truck	F550	2015	69,617.85	24,366.26	45,251.59	-
F-129-15	Ford F550 Dump Truck	F550	2015	56,749.06	19,862.18	36,886.88	-
F-130-16	Single axle dump truck with plow, wind and prew	108SD	2016	248,971.04	62,242.75	186,728.29	-
F-131-17	Ford Escape AWD	Escape AWD	2017	27,276.93	4,091.54	23,185.39	-
F-132-16	Ford F-350 cube van	F-350	2016	38,610.80	9,652.70	28,958.10	-
F-134-04	Ford E250 Van	E250	2004	24,147.72	24,147.72	-	-

F-136-04	Ford E250 Van	E250	2004	24,147.72	24,147.72	-
F-138-04	Ford E250 Window Van	E250	2004	24,147.72	24,147.72	-
F-139-04	Ford F350 Crew Cab Pickup	F350	2004	30,191.40	30,191.40	-
F-140-17	One Tandem Dump Truck	108SD	2017	390,814.54	58,622.18	332,192.36
F-141-05	Ford F150 1/2 Ton Pickup Truck	F150	2005	24,579.76	24,579.76	-
F-143-19	GMC Cargo Van Savana 2500- 2019	Savana 2500-2019	2018	27,780.48	1,389.02	26,391.46
F-144-05	Ford F150 1/2 Ton Pickup Truck	F150	2005	24,579.76	24,579.76	-
F-149-16	Ford F-250 4X4 Pickup	F-250	2015	33,585.46	11,754.92	21,830.54
F-150-07	Freightliner Tandem Dump Truck	M2-112V	2007	206,752.00	206,752.00	-
F-151-07	Freightliner Tandem Dump Truck	M2-112V	2007	206,752.00	206,752.00	-
F-152-07	Freightliner Tandem Dump Truck	M2-112V	2007	206,752.00	206,752.00	-
F-153-07	Freightliner Tandem Dump Truck	M2-112V	2007	223,215.76	223,215.76	-
F-154-08	International Single Axle Dump Truck	7400SFA	2008	163,582.82	163,582.82	-
F-155-08	International Single Axle Dump Truck	7400SFA	2008	163,582.82	163,582.82	-
F-156-12	Ford Fusion Hybrid	Fusion Hybrid	2012	29,216.81	18,990.92	10,225.89
F-157-09	Sterling Single Axle Dump Truck 2 way plow	L7501	2009	204,143.58	204,143.58	-
F-158-09	Sterling Single Axle Dump Truck 2 way plow	L7501	2009	212,744.80	212,744.80	-
F-159-15	GMC Cube Van	STV	2014	35,844.36	16,129.98	19,714.38
F-165-19	Tandem Dump Truck -2019	108SD	2018	274,819.39	13,740.97	261,078.42
F-166-19	Tandem Dump Truck -2019	108SD	2018	274,819.39	13,740.97	261,078.42
F-167-19	Tandem Dump Truck -2019	108SD	2018	274,819.39	13,740.97	261,078.42
F-200-10	Single Axle Dump Truck - International	Workstar 7400 SFA 4X	2010	196,731.42	167,221.69	29,509.73
F-203-10	Single Axle Dump Truck - International	Workstar 7400 SFA 4X	2010	196,731.41	167,221.69	29,509.72
F-285-18	GMC Sierra Pickup	Sierra 1/2 tone pick up	2018	26,351.32	1,317.57	25,033.75
F-312-12	Ford Escape Hybrid	Escape Hybrid	2011	36,168.59	27,126.45	9,042.14
F-314-11	Ford Escape 4 X 4	Escape AWD	2010	23,034.15	19,579.07	3,455.08
F-315-11	Ford Escape 4 X 4	Escape AWD	2010	23,034.15	19,579.07	3,455.08
F-322-17	2017 GMC Terrain SUV	Terrain	2017	25,771.96	3,865.80	21,906.16
F-324-07	Dodge Caravan Cargo Van	Caravan	2006	18,775.80	18,775.80	(0.00)
F-326-10	Dodge Caravan SE	Caravan	2010	18,909.02	16,477.84	2,431.18
F-328-17	2017 GMC Terrain SUV	Terrain	2017	25,771.96	3,865.80	21,906.16
F-403-03	Mini Van - Chevrolet Venture	Venture	2003	22,521.68	22,521.68	0.00
F-406-16	Dodge Ram 2500	Ram	2015	42,472.96	14,865.55	27,607.41
F-410-12	Dodge Stake Dump Truck	5500	2011	58,622.95	43,967.25	14,655.70
F-412-14	GMC Sierra Pickup	Sierra SL 3500 HD	2013	29,103.36	16,006.87	13,096.49
F-415-16	Ford F-350	F-350	2015	41,842.42	14,644.84	27,197.58
F-417-03	GMC 1 Ton Stake Dump Truck	TC36003	2003	37,846.45	37,846.45	0.00
F-418-01	11,000 GVW Tandem/Dump Truck - Chevy	C35903	2001	30,594.36	30,594.36	-
F-420-04	Ford F250 Pickup	F250	2004	24,857.28	24,857.28	-
F421-17	Ford Escape AWD	Escape AWD	2017	27,276.93	4,091.54	23,185.39
F-428-03	GMC 1 Ton Stake Dump Truck	TC36003	2003	37,846.45	37,846.45	0.00
F-439-05	International 4400 with aerial bucket and chipper	4400	2005	179,982.00	179,982.00	-
F-444-06	Dodge Hemi D250 Pickup Truck	D250	2005	25,877.97	25,877.97	(0.00)
F-446-10	Freightliner Dump / Chipper Truck	M-2106	2009	100,765.08	100,765.08	-
F-447-06	Freightliner Forestry Truck	M2106	2006	153,227.37	153,227.37	(0.00)

F-459-06	Ford F-550 Stake Truck	F550	2006	75,427.44	75,427.44	1,730.80
F-470-13	Stake/Dump Truck - Ford F350	F350	2013	44,848.66	24,666.78	20,181.88
F-472-18	GMC Sierra- 1/2 tone pickup	Sierra 1/2 tone pick up	2018	26,351.32	1,317.57	25,033.75
F-482-10	Ford F-350 Crew Cab Pickup	F-350	2009	34,616.19	32,885.39	1,730.80
F-485-08	Dodge Ram 1500 Quad Cab Pickup	Ram 1500	2007	23,523.48	23,523.48	-
F-486-11	Dodge Ram 2500 Pickup	RAM 2500	2010	24,181.83	21,072.71	3,109.12
F-488-06	Ford F550 Stake/Dump Truck	F550	2006	62,050.32	62,050.32	-
F-489-12	Kubota Utility Vehicle	RTV1100	2012	26,950.00	25,025.00	1,925.00
F-490-11	GMC Crew Cab Pickup	Sierra 3500	2011	30,169.21	22,626.90	7,542.31
F-495-12	Dodge RAM 2500	RAM 2500	2011	24,157.35	18,118.05	6,039.30
F-496-12	Ford F550 XL	F550 XL	2012	66,888.19	43,477.33	23,410.86
F-497-11	Ford F550 Dump Truck	F550	2010	60,019.75	51,016.83	9,002.92
F-498-12	Dodge RAM 2500	RAM 2500	2011	24,157.34	18,117.98	6,039.36
F-500-11	Dodge Ram 2500 Pickup	RAM 2500	2010	24,181.83	21,072.71	3,109.12
F-503-15	Ford F550 Stake/Dump Truck	F550	2014	68,969.96	31,036.50	37,933.46
F-504-18	Ford F550 Stake/dump truck	Ford F 550	2018	59,140.35	2,957.02	56,183.33
F-505-11	Ford F550 Dump Truck	Dump	2010	56,071.10	47,660.44	8,410.66
F-506-10	Ford F-550 Stake/Dump Truck	F-550	2009	56,255.76	53,443.01	2,812.75
F-507-18	Ford F350 Stake/dump truck	Ford F 350	2018	40,015.29	2,000.76	38,014.53
F-509-12	Dodge Grand Caravan	Grand Caravan	2011	20,655.27	15,491.47	5,163.80
F-513-12	Aerial Truck	Workstar 7400 SBA	2012	214,098.97	139,164.35	74,934.62
F-514-08	Ford F550 Stake Truck with 9 ft. Arctic Plow	F550	2007	61,522.20	61,522.20	0.00
F-516-11	Transit Connect Van	Transit Connect	2011	27,487.85	20,615.92	6,871.93
F-523-11	Dodge Ram 2500	Ram 2500	2010	24,003.56	20,917.42	3,086.14
F-526-08	Dodge Ram 550 Tree Maintenance Truck	Ram 5500	2008	73,564.32	73,564.32	-
F-528-14	GMC Savana Cargo Van	Savana Cargo Van	2013	27,875.22	15,087.24	12,787.98
F-533-14	Ford F550 Stake/Dump Truck	F550	2014	64,464.14	29,008.85	35,455.29
F-600-13	Ford Escape SE	Escape SE AWD	2013	26,331.91	14,482.55	11,849.36
F-602-16	40 Food F550 Aerial Truck	F550, 2016	2016	130,027.95	32,507.00	97,520.95
F-603-10	3/4 Ton Side Loading Van	E250	2010	32,319.36	28,164.05	4,155.31
F-605-14	Dodge Caravan	Caravan	2013	20,940.95	11,517.55	9,423.40
F-606-08	International 4300 Stake/Dump Truck	4300	2007	130,206.31	130,206.31	-
F-607-13	3/4 Ton Pickup - GMC	Sierra	2012	26,060.99	16,939.65	9,121.34
F-608-11	GMC Savana Van	Savana	2010	24,497.41	21,347.74	3,149.67
F-611-16	Ford F-350 cube van	F-350	2016	43,169.64	10,039.38	33,130.26
F-612-12	GMC Sierra Pickup	Sierra SL 3500 HD	2012	61,365.85	39,887.83	21,478.02
F-615-14	Dodge Caravan	Caravan	2013	20,940.95	11,517.55	9,423.40
F-616-01	Chevrolet 3500 Cargo Van	3500	2001	26,655.65	26,655.65	-
F-618-03	Ford F350 Utility/Service Truck	F350	2003	43,681.91	43,681.91	-
F-619-05	3/4 Ton Cargo Van - GMC Savana 2500	Savana 2500	2005	25,056.00	25,056.00	-
F-620-05	3/4 Ton Cargo Van GMC Savana 2500	Savana 2500	2005	25,056.00	25,056.00	-
F-623-13	GMC Savana Cargo Van	Savana 2500	2013	29,141.61	16,027.88	13,113.73
F-624-10	3/4 Ton Pickup	Ram 2500	2010	24,649.68	21,480.45	3,169.23
F-626-13	GMC Savana Cargo Van	Savana 2500	2013	31,654.06	17,409.75	14,244.31

F-631-10	3/4 Ton Side Loading Van	E250	2010	34,263.36	29,858.10	4,405.26
F-635-08	Ford E-250 3/4 Ton Cargo Van	E250	2008	26,797.44	26,797.44	-
F-636-13	GMC Savana Cargo Van	Savana 2500	2013	31,561.46	17,358.82	14,202.64
F-637-13	GMC Sierra Pickup	Sierra SL2500	2013	33,388.85	18,363.89	15,024.96
F-722-12	Kubota Utility Vehicle	RTV900XTG-H	2012	12,286.00	11,408.41	877.59
F-769-17	Kubota Utility Vehicle with tank and sprayer attach	RTV-1100C	2017	21,369.60	4,579.20	16,790.40
F-812-15	Kubota Utility Vehicle with upgrade kit	RTV1100	2015	29,154.24	14,577.12	14,577.12
F-813-15	Kubota Utility Vehicle	RTV1140	2015	14,653.44	7,326.72	7,326.72
F-814-14	Kubota Utility Vehicle	RTV-X900W108 SD	2015	13,533.57	6,766.79	6,766.78
F-815-14	Kubota Utility Vehicle	RTV-X900W108 SD	2015	13,533.57	6,766.79	6,766.78
F-843-07	Dodge Ram 1500 Quad Cab	1500 Quad Cab	2006	23,565.60	23,565.60	-
F-844-07	Dodge Ram 1500 Quad Cab	1500 Quad Cab	2006	23,565.60	23,565.60	-
FF-002-18	Dodge Grand Caravan	Grand Caravan	2018	23,771.14	1,188.56	22,582.58
FF-003-08	GMC Savana Cargo Van (Command Unit)	Savana	2008	63,035.85	63,035.85	-
FF-004-16	Ford F-350 Transit	F-350 Transit	2015	35,143.08	12,300.08	22,843.00
FF-005-12	Dodge Ram Pickup	Ram 1500	2012	27,110.11	17,621.57	9,488.54
FF-006-12	Dodge Ram Pickup	Ram2500 ST 4 x 4	2012	41,751.03	27,138.15	14,612.88
FF-007-14	Spartan Metrostar Pumper	Metrostar	2014	512,091.32	153,627.39	358,463.93
FF-009-06	Ford F250 XL Super Duty	F250XL	2005	37,225.96	37,225.96	-
FF-010-16	Fire pumper rescue truck- Spartan metro star	Metrostar	2016	643,771.41	107,295.23	536,476.18
FF-011-05	Fire Pumper Truck	Shield Series	2005	347,490.00	312,741.00	34,749.00
FF-014-10	Spartan Fire Pumper Truck	Pumper	2010	379,047.31	214,793.47	164,253.84
FF-015-05	Fire Pumper Truck	Shield Series	2005	347,490.00	312,741.00	34,749.00
FF-017-08	Smeal Pumper Truck - SP6		2008	354,000.00	247,800.00	106,200.00
FF-018-04	Freightliner FL80 Pumper Truck	FL80	2004	294,072.78	284,270.33	-
FF-019-00	Freightliner Fire Pumper/Tanker	FL80	2001	245,905.80	245,905.80	-
FF-020-14	Ford Explorer with storage system	Explorer	2014	53,357.35	22,869.54	30,487.81
FF-021-15	Ford Taurus	Taurus	2015	32,491.80	11,372.13	21,119.67
FF-022-16	Ford Explorer	Explorer	2015	38,386.93	13,435.42	24,951.51
FF-024-17	Ford Taurus Interceptor(including light package)	Taurus	2017	33,885.95	5,082.90	28,803.05
FF-025-08	Sutphen Pumper/Aerial Truck	Quint/SL7	2008	498,416.14	348,891.27	149,524.87
FF-026-04	Fire Truck Telescopic Aerial Tower	TS95	2004	923,431.86	892,650.76	30,781.10
FF-027-07	Firetruck Aerial Platform	100'	2006	882,693.67	735,578.01	147,115.66
FF-029-18	Dodge Grand Caravan	Grand Caravan	2018	23,771.14	1,188.56	22,582.58
FF-030-08	Ford Escape Hybrid - SC CAR 3	Escape	2008	38,655.87	38,655.87	-
FF-031-08	Ford Escape Hybrid - SC CAR 1	Escape	2008	38,655.87	38,655.87	-
FF-032-09	Dodge Caliber SX	Caliber SX	2008	16,108.43	16,108.43	-
FF-033-09	Dodge Caliber SX	Caliber	2008	16,108.43	16,108.43	-
FF-034-09	GMC Acadia SLE	SLE	2009	43,965.69	43,965.69	-
FF-035-09	Ford Ranger Pickup Truck	Ranger	2009	19,305.65	19,305.65	-
FF-036-09	Spartan Fire Pumper Truck	LA41M-2142	2009	364,283.00	230,712.54	133,570.46
FF-037-10	Dodge Caliber Economy Wagon	Caliber	2010	17,998.84	15,684.67	2,314.17
FF-038-11	Ford Ranger Super Cab	Ranger	2010	19,035.62	16,588.17	2,447.45
FF-860-26	Antique Fire Truck - 2012 trfr in from Machinery li Antique		2004	9,310.00	8,999.72	310.28
				18,400,038.70	12,604,670.86	5,795,367.84

City of St. Catharines
Machinery and Equipment
December, 2018

Master File Number	Asset Description	Model	Acquisition Year	Cost 12/31/2018	Accumulated Depreciation 12/31/2018	Net Book Value 12/31/2018
F-025-17	Backhoe Loader with bucket	580SN W/T-loader/ bucket- 50C	2018	124,264.22	6,213.21	118,051.01
F-033-99	Detour Sign Trailer		1999	4,939.51	4,939.51	-
F-041-12	Toolcat	BC5600 Toolcat	2011	66,881.79	50,161.35	16,720.44
F-046-10	Backhoe/Loader - Caterpillar	420E IT	2010	100,640.68	100,640.68	-
F-053-12	Backhoe/Loader - John Deere	310SK	2012	111,197.22	103,254.58	7,942.64
F-074-10	Backhoe/Loader - Caterpillar	420E IT	2010	104,303.03	104,303.03	-
F-087-09	Sidewalk Plow	MT6	2009	154,003.68	146,303.51	7,700.17
F-088-09	Sidewalk Plow	MT6	2009	146,303.51	146,303.51	7,700.17
F-092-08	Trackless Tractor		2008	142,359.56	124,564.65	17,794.91
F-093-06	Sidewalk Plow - Trackless	MT5	2006	132,766.56	132,766.56	-
F-095-01	Trailer - Road Closure		2001	4,939.51	4,939.51	-
F-096-10	Trackless Boom Flail Mower	Boom Flail	2010	31,009.34	31,009.34	-
F-098-10	4 Wheel Drive Loader	624K High Lift	2010	191,086.03	191,086.03	-
F-106-15	Street Sweeper	M2106	2014	243,740.90	109,683.41	134,057.49
F-107-16	Mini Electrical Golf Cart	motor 2015050013	2016	4,604.64	1,644.52	2,960.12
F-108-98	Snow blower Attachment - Trackless	Z51B-6015	1998	7,128.00	7,128.00	-
F-110-01	Trackless with Snow blower & Plow	MT5	2001	94,089.32	94,089.32	-
F-114-16	Articulating tractor 3400Y	3400Y	2017	54,065.09	8,109.76	45,955.33
F-123-16	Madvac- Litter Collector	LC50	2016	48,056.16	12,014.05	36,042.11
F-135-10	Sidewalk Plow - Trackless	MT6	2010	135,606.45	115,265.52	20,340.93
F-137-07	Tennant 6400 Litter Machine/Sweeper	6400 LC	2007	44,215.20	44,215.20	-
F-142-98	Snow blower Attachment - Trackless	Z51B-6015	1998	7,326.00	7,326.00	-
F-148-06	Rice Hypochlorinating Test Pump	DPH-3B	2006	3,564.00	3,564.00	-
F-162-90	Roller - Static - Dynapac	2100E	1990	9,396.00	9,396.00	-
F-163-13	Bomag Vibratory Roller	BW120AD-4	2013	38,974.08	14,290.49	24,683.59
F-164-15	Hyster Warehouse Forklift	N35ZRS2	2015	33,595.80	3,919.51	29,676.29
F-181-14	Guillotine Saw	29-000-10	2014	13,583.44	6,112.53	7,470.91
F-183-90	Compressor - Sullair	185DPQ	1990	12,923.28	12,923.28	-
F-184-90	Compressor - Sullair	185DPQ	1990	14,340.86	14,340.86	-
F-187-08	14" Concrete Saw - Hand - Stihl	TS420	2008	900.72	900.72	-
F-188-08	14" Concrete Saw - Hand - Stihl	TS420	2008	900.72	900.72	-
F-191-08	14" Concrete Saw - Hand - Stihl	TS420	2008	900.72	900.72	-
F-193-08	14" Concrete Saw - Hand - Stihl	TS420	2008	900.72	900.72	-
F-194-08	14" Concrete Saw - Hand - Stihl	TS420	2008	900.72	900.72	-
F-195-07	Sullair Pneumatic Breaker/Jackhammer	MPB-60A	2007	1,023.84	1,023.84	-
F-196-07	Sullair Pneumatic Breaker/Jackhammer	MPB-60A	2007	1,023.84	1,023.84	-
F-198-07	Wacker 2" Diaphragm/Mud Pump	PDT2A	2007	1,923.33	1,923.33	-
F-199-07	Wacker 2" Diaphragm/Mud Pump	PDT2A	2007	1,923.33	1,923.33	-
F-201-02	Trailer for Modular Shoring Box		2002	4,317.91	4,317.91	-

F-205-98	Torpedo - Ferret	U100-1	1998	4,599.73	4,599.73	-
F-208-08	Wacker 2" Diaphragm/Mud Pump	PDT2A	2008	1,618.92	1,618.92	-
F-209-02	Torpedo - Footage Tools UPT 100	UPT 100	2002	4,471.09	4,471.09	-
F-210-82	Trailer Fabricated 51739J		1982	275.00	275.00	-
F-211-10	Environmental spills trailer	6 X 12 X 6.6	2010	5,932.61	2,669.67	3,262.94
F-214-03	Ryan 18" Sod Cutter	544945A	2003	6,015.10	6,015.10	-
F-215-87	Trailer		1987	700.00	700.00	-
F-217-78	1 Ton Tilt Trailer	1148	1978	935.18	935.18	-
F-218-76	1 Ton Tilt Trailer	1148	1976	1,203.75	1,203.75	-
F-220-15	14" Cut Off Saw - Stihl	TS5001	2015	1,159.95	406.00	753.95
F-221-83	1 Ton Tilt Trailer	P-10	1983	1,700.00	1,700.00	-
F-222-15	14" Cut Off Saw - Stihl	TS5001	2015	1,159.95	406.00	753.95
F-226-98	2" Dewatering Pump - Kodiak	PWP2HX	1998	693.75	693.75	-
F-227-99	Sidewalk Grinder - Bartell	SP-8K	1999	3,223.45	3,223.45	-
F-228-17	14" Concrete Saw - Hand - Stihl	TS500i	2017	1,232.42	184.86	1,047.56
F-229-17	14" Concrete Saw - Hand - Stihl	TS500i	2017	1,232.42	184.86	1,047.56
F-229-99	Concrete Saw - Cart - Stihl	TS-760	1999	1,912.25	1,912.25	-
F-230-08	Wacker 2" Diaphragm/Mud Pump	PDT2A	2008	1,618.92	1,618.92	-
F-231-03	Meyer Salt Spreader	36006 Junior	2003	1,576.38	1,576.38	-
F-232-08	Wacker 2" Diaphragm/Mud Pump	PDT2A	2008	1,618.92	1,618.92	-
F-233-08	Wacker 2" Diaphragm/Mud Pump	PDT2A	2008	1,618.92	1,618.92	-
F-234-08	Wacker 2" Diaphragm/Mud Pump	PDT2A	2008	1,618.92	1,618.92	-
F-236-08	Wacker 2" Diaphragm/Mud Pump	PDT2A	2008	1,618.92	1,618.92	-
F-238-08	Wacker 2" Diaphragm/Mud Pump	PDT2A	2008	1,618.92	1,618.92	-
F-241-03	Ariens Snow blower	924662	2003	2,797.20	2,797.20	-
F-243-00	Hydraulic Impact Backhoe Breaker - Allied	A5380	2000	24,625.39	24,625.39	-
F-244-11	Diesel Concrete Saw with 30' blade	FS 4800 D	2011	19,639.49	14,729.62	4,909.87
F-245-01	14" Concrete Saw - Hand - Husqvarna	371K	2001	1,104.45	1,104.45	-
F-246-01	14" Concrete Saw - Hand - Husqvarna	371K	2001	1,104.45	1,104.45	-
F-247-89	1 Ton Tilt Trailer	03T	1989	2,833.65	2,833.65	-
F-248-89	1 Ton Tilt Trailer/with shore box	03F-1358	1989	2,833.65	2,833.65	-
F-251-98	Pressure Washer - Karcher	HDS 1055	1998	5,421.80	5,421.80	-
F-252-02	Atlas/Copco Breaker - Compressor	TEX 28PE	2002	1,554.00	1,554.00	-
F-253-02	Atlas/Copco Breaker - Compressor	TEX 28PE	2002	1,554.01	1,554.01	-
F-254-90	1 Ton Tilt Trailer	03T-13512	1990	3,939.84	3,939.84	-
F-255-90	1 Ton Tilt Trailer/Tamper and breaker	03T	1990	3,026.43	3,026.43	-
F-260-17	Stihl 14" CutQuick saw	TS500i	2017	1,232.45	184.87	1,047.58
F-261-17	Stihl 14" CutQuick saw with water tank and cart	TS500i	2017	1,960.81	294.12	1,666.69
F-264-76	4" Trash Pump - Midland	6EF11	1976	2,301.25	2,301.25	-
F-267-07	Portable Traffic Signal System	PTL 2.4X	2008	45,950.00	45,950.00	-
F-268-01	14" Concrete Saw - Cart/Water - Husqvarna	3120K	2001	1,974.69	1,974.69	-
F-269-01	14" Concrete Saw - Cart/Water - Husqvarna	3120K	2001	1,974.69	1,974.69	-
F-270-15	Deluxe High Performance Scarifier (Grinder)	SPS10	2015	6,207.36	2,172.59	4,034.77
F-272-03	Wacker Plate Tamper	UP1340A	2003	2,471.35	2,471.35	-
F-273-15	Deluxe High Performance Scarifier (Grinder) with v:SPS10		2015	11,295.36	3,953.39	7,341.97
F-274-03	Ariens Snow blower	924662	2003	2,797.21	2,797.21	-

F-275-03	Arians Snow blower	924662	2003	2,797.21	2,797.21	-
F-276-04	14" Concrete Saw with cart/water - Stihl	TS760	2004	1,978.45	1,978.45	-
F-277-91	Trailer	03F	1991	4,704.69	4,704.69	-
F-278-91	Trailer	03F	1991	4,704.69	4,704.69	-
F-279-91	1 Ton Tilt Trailer	03T	1991	2,687.23	2,687.23	-
F-280-69	Trailer Fabricated 16442K		1969	5,000.00	5,000.00	-
F-281-04	2" Mud Pump - Multiquip	206H	2004	1,857.60	1,857.60	-
F-282-04	2" Mud Pump - Multiquip	206H	2004	1,857.60	1,857.60	-
F-283-04	Arians Snow blower	ST1332DLE	2004	2,721.60	2,721.60	-
F-284-04	Arians Snow blower	ST1332DLE	2004	2,721.60	2,721.60	-
F-285-04	14" Concrete Saw - Cart/Water - Husqvarna	312K	2004	1,467.72	1,467.72	-
F-286-05	Terex-Bartell Surface Grinder	SP-8G	2005	2,516.37	2,516.37	-
F-286-17	Stihl 14" Cut Quick saw with water tank and cart	TS500i	2017	1,960.81	294.12	1,666.69
F-287-05	Terex-Bartell Surface Grinder	SP-8G	2005	2,516.37	2,516.37	-
F-288-92	Asphalt Sprayer		1992	3,000.00	3,000.00	-
F-289-92	Cement Breaker - Beagun	01-EC-52	1992	3,879.45	3,879.45	-
F-290	Cement Breaker		1990	4,401.00	4,401.00	-
F-294-05	Honda 3800 Watt Generator	EB3800X	2005	2,322.00	2,322.00	-
F-295-06	Stihl 16" TS800 Concrete Saw	TS800	2006	2,187.00	2,187.00	-
F-296-07	Wachs Valve Operating System with Vac	TM-7	2006	79,304.40	79,304.40	-
F-298-07	14" Husqvarna Concrete Saw	375K	2007	1,161.00	1,161.00	-
F-299-13	Line Painter	LL3900	2013	5,375.47	2,956.52	2,418.95
F-401-03	Kubota Tractor	J4702-TH	2003	78,294.18	78,294.18	-
F-404-11	Kubota RTV for Kiwanis Turf Field	RTV 1100 CWXH	2011	16,739.53	12,554.63	4,184.90
F-405-02	Verti Drain Aerator	7516	2002	48,784.59	48,784.59	-
F-407-02	Toro Walk Behind Rotary Mower	30291 CV157	2002	6,578.23	6,578.23	-
F-408-16	John Deer tractor with loader and attachments	4052	2016	68,205.66	17,051.42	51,154.24
F-409-11	Kubota Utility Vehicle	RTV900XTW	2011	12,923.53	12,923.53	-
F-411-12	Fairway Mower	7700	2012	40,648.06	37,744.65	2,903.41
F-414-99	Top Dresser	B-DM-6	1999	6,271.51	6,271.51	-
F-419-01	Kubota Farm Tractor	L4610GST	2001	36,292.56	36,292.56	-
F-422-02	Reel Type Mower - Toro	Greensmaster 3150	2002	25,293.60	25,293.60	-
F-423-01	Homemade Trailer		2001	4,071.00	4,071.00	-
F-424-18	Slope Mower	ILD02	2018	46,257.98	2,312.90	43,945.08
F-429-15	Thompson Hydrant Steamer	Trailer Mounted	2015	14,353.25	5,023.65	9,329.60
F-430-03	Ryan 18" Sod Cutter		2003	6,015.10	6,015.10	-
F-431-03	John Deere 6405 Tractor used with F-432-03 - Flail	16405	2003	70,082.49	70,082.49	-
F-432-17	72" Landpride Mower	RCR2672	2017	3,764.10	564.62	3,199.48
F-433-04	Smithco Self-Contained Sweep Star 60	77-100-BF	2004	45,041.40	45,041.40	-
F-434-04	Kubota RTU Utility Vehicle	RTU 900-7	2004	15,206.40	15,206.40	-
F-435-05	Zamboni Ice Resurfacer - BBA	520	2005	75,303.00	75,303.00	-
F-436-05	Zamboni Ice Resurfacer - GCA #2	520	2005	75,303.00	75,303.00	-
F-437-05	Kubota Tractor with sidewalk snow blade	L4630GS7	2005	41,189.04	41,189.04	-
F-438-05	Kubota Tractor with sidewalk snow blade	L4630GS7	2005	41,189.04	41,189.04	-
F-441-16	Progressive mower attachment for unit F408-16	Pro-flex 120	2016	19,843.20	4,960.80	14,882.40
F-442-89	Steamer - Hauck	STG230M	1989	3,990.60	3,990.60	-

F-443-77	Steamer - Hauck	STG230M	1977	1,107.45	1,107.45	-
F-445-84	Thawing Machine - Magikist	35-902518B	1984	4,500.00	4,500.00	-
F-449-18	Grooming Mower	AFM4211	2018	17,146.56	857.33	16,289.23
F-450-76	Tapping Machine - Mueller		1976	11,295.72	11,295.72	-
F-451-88	Pipe/Cable Install Machine - Elephant	E5M	1988	13,748.40	13,748.40	-
F-452-06	Kubota L4630 Tractor	L4630	2006	37,508.94	37,508.94	-
F-453-08	Kubota Tractor with Mower	G2160	2008	9,714.60	9,714.60	-
F-454-77	Horizontal Borer - Mid Canada	HG30	1977	4,943.62	4,943.62	-
F-455-08	Kubota F-2880 Tractor/Mowewith Grass Collection	F-2880	2008	24,750.36	24,750.36	-
F-456-09	Kubota 48" Zero Turn Mower	ZG222	2009	8,904.60	8,904.60	-
F-457-12	Ryan 18" Sod Cutter	RY-544954C	2012	5,600.00	3,640.00	1,960.00
F-458-14	Kubota Tractor	M7040DTNHC	2014	55,763.46	35,847.94	19,915.52
F-461-17	Snow blower attachment- Diamond	3850A	2017	17,836.86	2,675.53	15,161.33
F-462-88	Brouwer Turf Sweeper (Vacuum)	BV-85	1988	19,693.75	19,693.75	-
F-463-88	Brouwer Verti-cut Mower	UP-5	1988	10,908.00	10,908.00	-
F-464-10	Therrien Sweeper Vac	Vac 220	2010	31,494.74	26,770.50	4,724.24
F-464-88	Bannerman Top Dresser	BTD-20	1988	12,627.86	12,627.86	-
F-465-98	Tandem Trailer (Fabricated)		1998	5,972.15	5,972.15	-
F-466-88	Markham Flatbed Trailer E33822		1988	3,126.60	3,126.60	-
F-467-16	Kubota Tractor-125 HP4X4	84-112	2016	74,284.80	26,530.28	47,754.52
F-467-88	Airway Tractor MTD Aerifier	M126GX	1988	6,044.76	6,044.76	-
F-468-15	Diamond- Heavy Duty 3-point hitch, rear flail mower	75" Rear Swing Flail Mower	2016	16,001.76	5,714.92	10,286.84
F-469-16	Diamond 20ft rear cradle, side boom, 50" flail mower	20 ft. side boom flail mower	2016	57,876.00	20,670.00	37,206.00
F-471-94	Kubota Tractor	L3650DTGS	1994	33,185.67	33,185.67	-
F-473-11	Gator	HPX Diesel	2011	12,272.26	9,204.22	3,068.04
F-474-18	Utility Trailer 2018 (for F-742-18 V000371 pickup)	BT583R	2018	2,052.56	102.63	1,949.93
F-475-96	Trailer 7000 lb. Fabricated		1996	5,719.47	5,719.47	-
F-476-98	Tandem Trailer (Fabricated)		1998	5,972.15	5,972.15	-
F-477-96	Trailer Float 7,000 GVW		1996	4,576.82	4,576.82	-
F-478-86	Markham Ford F/Bed Trailer B76931	80-112	1986	3,197.65	3,197.65	-
F-479-86	Markham Ford F/Bed Trailer B76932	80-112	1986	3,197.65	3,197.65	-
F-480-10	Front end Loader/Box scrapper	BX-1860TV	2010	13,940.11	13,940.11	-
F-481-18	Kubota Narrow Tractor M4071N	M4071N	2018	61,767.30	3,088.37	58,678.93
F-487-14	Ice Resurfacer - Meridian Centre	525	2014	82,728.45	37,227.82	45,500.63
F-492-14	Loader with clam bucket	570NXT	2014	102,113.15	65,644.16	36,468.99
F-493-96	Lely-Wilson Fertilizer Spreader	4000	1996	7,337.10	7,337.10	-
F-494-06	Kubota L4630 Tractor	L4630	2006	37,508.94	37,508.94	-
F-499-13	Loader Backhoe	2CX12	2013	79,050.00	62,110.73	16,939.27
F-501-13	Bobcat Toolcat	Toolcat 5600	2012	69,603.84	64,632.16	4,971.68
F-501-16	Bobcat Toolcat- Snow EX -SP-3000	Toolcat 5600	2016	6,003.84	2,144.23	3,859.61
F-502-97	Rittenhouse Sprayer		1997	5,938.50	5,938.50	-
F-508-14	Kubota Tractor with plow	7040TNHC	2013	66,575.46	50,793.79	15,781.67
F-509-11	Beamrider Laser Guided Line marker	Beamrider	2011	6,512.64	4,884.45	1,628.19
F-511-16	60hp self-propelled stump grinder	SC60TX	2016	72,758.40	18,189.60	54,568.80
F-512-06	Vermeer Stump Cutter	SC802	2006	44,928.00	44,928.00	-
F-518-13	Kubota Tractor	M8560HDC	2013	53,768.00	42,246.27	11,521.73

F-519-14	Brush Chipper	BC1800XL	2014	73,572.48	33,107.62	40,464.86
F-520-04	Vermeer 1400XL Brush Chipper with Winch	BC 1400XL	2004	40,683.60	40,683.60	-
F-521-11	Vermeer BC1000 XL Brush Chipper	BC1000 XL	2011	31,036.81	23,277.60	7,759.21
F-522-11	Vermeer BC1500 Brush Chipper	BC1500	2011	46,300.82	34,725.60	11,575.22
F-524-16	Zamboni 526 Ice Resurfacer	526	2017	84,359.04	12,653.85	71,705.19
F-529-00	Homemade Trailer - Single Axle		2000	500.00	462.50	37.50
F-532-97	Trailer Mounted Sprayer		1997	5,938.50	5,938.50	-
F-536-07	Stainless Steel 8 foot Sander Unit	Arctic	2006	6,264.00	6,264.00	-
F-539-97	Float For Skid Steer Loader		1997	4,189.40	4,189.40	-
F-542-12	Backhoe with stabilizers	3CX-14	2012	144,700.00	134,364.29	10,335.71
F-543-07	Zamboni Ice Resurfacer 543 - Meridian Centre	545	2008	71,280.00	71,280.00	-
F-544-97	Float for out front mower		1997	4,189.40	4,189.40	-
F-548-17	Mausoleum Casket Lift	DC14LBSP	2017	36,615.00	2,746.13	33,868.87
F-550-97	Landpride Rotary Mower	AFM40133	1997	10,822.50	10,822.50	-
F-556-91	Marten Trailer with power washer		1991	3,329.70	3,329.70	-
F-560-15	Tandem Axle Trailer	1T3	2015	4,070.40	712.32	3,358.08
F-561-15	Tandem Axle Trailer	1T3	2015	4,070.40	712.32	3,358.08
F-562-15	Tandem Axle Trailer	1T3	2015	4,070.40	712.32	3,358.08
F-571-18	Kubota Narrow Tractor M4071N	M4071N	2018	61,767.30	3,088.37	58,678.93
F-573-74	Snowmobile 63159B	6432	1974	21,403.09	21,403.09	-
F-574-18	Kubota Narrow Tractor M4071N	M4071N	2018	61,767.30	3,088.37	58,678.93
F-579-16	Kubota- 70hp tractor with plow and salter	M7040DTNHC	2016	61,054.97	21,805.35	39,249.62
F-581-99	Kubota Tractor 45HP 4WD	L4310GST	1999	34,891.80	34,891.80	-
F-584-77	Compressor	160-RO-2	1977	7,371.23	7,371.23	-
F-585-10	Ariens 32" DLE Snow blower	926506	2009	2,751.84	2,614.21	137.63
F-586-10	Ariens 32" DLE Snow blower	926506	2009	2,751.84	2,614.21	137.63
F-587-10	Vermeer Brush Chipper	BC-1800	2011	60,903.39	45,677.55	15,225.84
F-588-18	Zamboni 526 Ice Resurfacer	526	2018	88,221.89	4,411.09	83,810.80
F-589-13	Power Washer	HDS 3.5/35P cage	2013	4,895.00	3,846.09	1,048.91
F-591-12	Olympia Ice Resurfacer - SH North	Millennium	2012	92,840.00	60,346.00	32,494.00
F-592-18	Zamboni 526 Ice Resurfacer	526	2018	88,221.85	4,411.09	83,810.76
F-593-12	Olympia Ice Resurfacer - SH South	Millennium	2012	92,840.00	60,346.00	32,494.00
F-597-80	Fabricated 67182B		1980	481.50	481.50	-
F-598-80	Fabricated Trailer 67183B		1980	481.50	481.50	-
F-599-80	Fabricated Trailer 67184B		1980	481.50	481.50	-
F-601-97	Box Trailer		1997	1,498.71	1,498.71	-
F-628-90	Trailer	23712FD	1990	4,240.08	4,240.08	-
F-629-86	Trailer	2614E	1986	5,016.16	5,016.16	-
F-630-95	Trailer with Cat breaker and tamper		1995	4,234.68	4,234.68	-
F-640-96	Trailer		1996	1,137.77	1,137.77	-
F-642-00	Trailer with mounted Pressure Washer		2000	1,777.32	1,777.32	-
F-701-18	Kubota F2690 72" front deck mower	F2690	2018	22,386.18	1,119.31	21,266.87
F-702-11	Kubota	ZG222-48"	2011	9,463.68	9,463.68	-
F-705-00	Kubota Ride On Mower with 72" Deck	F25 60E	2000	16,644.51	16,644.51	-
F-706-11	Kubota Tractor	F3080	2011	19,843.21	19,843.21	-
F-707-18	Water tank and water pump for F-504-18 pick-up trn	750G	2018	9,565.44	478.27	9,087.17

F-718-98	Kubota Tractor/Mower		1998	7,269.39	7,269.39	-
F-719-14	Kubota Tractor with grass collection	F2690	2014	24,400.00	15,685.70	8,714.30
F-721-12	Kubota Riding Mower	BX 1860 V	2012	13,499.00	12,534.79	964.21
F-724-15	Kubota Tractor with mower	BX2370	2015	11,804.16	5,902.08	5,902.08
F-725-15	Kubota Tractor with attachments - Meridian Centre	BX2370	2014	16,070.01	10,330.74	-
F-727-01	Kubota Riding Mower	GF1800R	2001	15,429.03	15,429.03	-
F-731-00	Kubota Ride On Mowewith 60" Deck	F25 60E	2000	16,016.19	16,016.19	-
F-738-86	John Deere Lawn Tractor 46"		1986	2,000.00	2,000.00	-
F-740-15	Kubota Tractor with mower	BX2370	2015	11,804.16	5,902.08	5,902.08
F-743-17	Ariens 28" Snow blower	926065	2017	2,690.53	403.58	2,286.95
F-747-93	John Deere 425 Mower 60"		1993	7,681.52	7,681.52	-
F-750-83	Turfc0 Top Dresser		1993	8,239.00	8,239.00	-
F-751-09	Turco Triwve Overseeder		2009	18,474.55	18,474.55	-
F-756-01	Homemade Trailer		2001	1,500.00	1,500.00	-
F-758-12	Kubota Lawn Tractor	BX2360	2012	11,600.00	7,540.00	4,060.00
F-759-08	Bannerman Turf Topper Top Dresser	BTD-20	2008	18,358.92	18,358.92	-
F-761	Toro Greensmaster Mower		1991	14,148.00	14,148.00	-
F-762	Ryan Turf Aerifier		1990	15,660.00	15,660.00	-
F-763-11	Walk Behind Aerifier - 2011 model	Procore648	2015	20,987.52	7,345.63	13,641.89
F-764-08	Bannerman Walk-Behind Aerator	BA-4CT-H	2008	2,732.40	2,732.40	-
F-765-92	John Deere Lawn Tractor 60"		1992	8,150.71	8,150.71	-
F-766-09	Kubota 72" Front Deck Mower	F-2680E-2W	2009	18,900.00	18,900.00	-
F-767-09	Kubota 72" Front Deck Mower	F-2680E-2W	2009	18,900.00	18,900.00	-
F-768-92	Cushman c/w Sprayer		1992	14,455.80	14,455.80	-
F-770-10	Front end Loader/Box scrapper	BX-1860TV	2010	13,940.11	13,940.11	-
F-771-04	Cushman Turf Truckster	Turf-Truckster	2004	22,107.60	22,107.60	-
F-772-12	Kubota with 54" deck	ZD221-54 w/ bagger	2012	12,350.00	11,467.88	882.12
F-773-17	Tow-behind, wide-area aerator	Procore 1298	2017	46,809.60	7,021.44	39,788.16
F-774-07	Toro Greensmaster Mower	04357-3150	2007	27,000.00	27,000.00	-
F-779-12	Kubota with 60" deck	GF1800 w/60" deck	2012	12,600.00	11,700.00	900.00
F-780-11	Cub Cadet	LTX1142SE	2011	1,932.42	1,932.42	-
F-781-95	Ransome Greenplex 160	898850	1995	16,173.00	16,173.00	-
F-783-14	Toro Greensmower	Greensmaster	2014	6,550.00	2,947.50	3,602.50
F-784-09	Kubota 60" Under Belly Mower	B X2660	2009	14,337.00	14,337.00	-
F-785-16	Kubota-60" Zero Turn w/bagger	ZD326	2016	17,808.00	6,360.00	11,448.00
F-786-98	Kubota Tractor/Mower 72"		1998	14,727.48	14,727.48	-
F-787-10	Kubota Grass Cutter	GF-1800	2010	12,821.77	12,821.77	-
F-788-16	Kubota- 72" Zero Turn Mower	ZD331	2016	16,179.84	5,778.52	10,401.32
F-789-16	Kubota- 72" Zero Turn Mower	ZD331	2016	16,179.84	5,778.52	10,401.32
F-790-16	Kubota- 60" mid-mount mower	BX2370	2016	13,635.84	4,869.95	8,765.89
F-791-16	Kubota- 60" mid mount mower	BX2370	2016	13,635.84	4,869.95	8,765.89
F-792-14	Kubota 4WD 60" Mower	GF1800	2014	13,300.00	8,550.00	4,750.00
F-795-97	John Deere Utility Vehicle	6 x 4	1997	9,406.80	9,406.80	-
F-796-98	Kubota Tractor/Mower 72" outfront	F2560	1998	14,727.48	14,727.48	-
F-797-98	Kubota Tractor/Mower 72" outfront	F2560	1998	14,727.48	14,727.48	-
F-798-09	Kubota Utility Vehicle	RTV900G	2009	15,244.20	15,244.20	-

F-799-09	Kubota Utility Vehicle with Dump Box	RTV900G	2009	13,122.54	690.66
F-801	Snow Blower		1994	1,673.25	-
F-802-95	Surface Grinder	SP8G	1996	2,432.27	-
F-803-00	Kubota 72" Mower	81090 & RC72-F30	2000	14,979.47	-
F-804-00	Kubota 72" Mower	81223 & RC72-F30	2000	14,979.48	-
F-805-00	Landpride Flail Mower		2000	11,655.02	-
F-806-00	Landpride Grooming Mower	AFM 40133	2000	11,655.02	-
F-807-12	Kubota Tractor with Mower	BX1860V	2012	18,575.00	1,326.79
F-808-15	Water Tank and water pump	1000 gallon water tank with 2" v	2015	10,216.70	6,640.85
F-809-09	Kubota 48" Zero Turn Mower with Mulch	20221	2009	11,610.00	-
F-818-02	JD Gator 4WD Utility Vehicle		2002	18,316.40	-
F-819-03	Kubota 4WD 54" Mid-Mount Mower	BX1800D	2002	13,857.26	-
F-820-03	Kubota 4WD 54" Mid-Mount Mower	BX1800D	2002	13,857.26	-
F-823-03	Kubota 60" Mid-Mount Mower	62160	2002	11,655.02	-
F-824-03	Kubota 60" Mid-Mount Mower	62160	2002	11,655.02	-
F-825-03	Kubota 60" Mid-Mount Mower	62160	2002	11,655.02	-
F-826-03	Olympia Ice Edger	5500	2003	2,133.00	-
F-827-03	Wacker Vibratory Tamper - Jumping Jack	BS-500-01	2003	827.00	-
F-828-03	Kubota 60" Mid Mount Mower	G2160	2003	11,433.02	-
F-829-03	Kubota 60" Mid Mount Mower	G2160	2003	11,433.02	-
F-830-18	Electric Ice Edger	EZ-III	2018	5,398.37	5,128.45
F-831-04	Landpride Grooming Mower	AFM 4211	2004	11,373.48	-
F-832-04	Honda RFC800 Rototiller	RFC800	2004	3,072.54	-
F-833-04	Honda RFC800 Rototiller	RFC800	2004	3,072.54	-
F-834-04	Little Wonder Leaf Blower	98	2004	1,328.40	-
F-836-04	John Deere X495 Ride On Mower	X495	2004	10,054.80	-
F-838-04	John Deere X495 Ride On Mower	X495	2004	10,054.80	-
F-839-04	Smithco Sand Trap Rake	42-001D	2004	16,302.60	-
F-840-04	Olympia 5500 Ice Edger	5500	2004	2,241.00	-
F-841-05	Olympia 5500 Ice Edger	5500	2005	2,295.00	-
F-842-05	Olympia 5500 Ice Edger	5500	2005	2,295.00	-
F-845-07	Land Pride Grooming Mower	AFM4211	2007	12,636.00	-
F-846-07	Kubota G-2160 Tractor	G-2160	2007	15,063.15	-
F-847-07	Olympia Edger 8000 Ice Edger	Edger 8000	2007	4,876.20	-
F-848-08	Kubota 4x4 Tractor	L4740 HSTC	2008	45,961.60	-
F-849-08	Landpride Grooming Mower	AFM4211	2008	11,030.04	-
F-851-08	Landpride Grooming Mower	AFM 4211	2008	11,030.04	-
F-852-14	Kubota 54" mower with bucket	BX1870V	2014	12,515.46	4,469.82
F-853-14	Kubota 60" mid-mount mower	BX2370	2014	11,294.34	4,033.68
F-854-14	Kubota 60" mid-mount mower	BX2370	2014	11,294.34	4,033.68
F-855-14	Greens Roller/Cutler attachment	Vibe 5	2014	19,850.00	7,089.30
F-861-13	Beach Rake	600 HD	2013	69,891.69	44,264.72
F-862-14	Forklift - Meridian Centre	H60FT	2014	33,038.14	25,604.55
F-863-14	Forklift - Meridian Centre	H60FT	2014	33,038.14	25,604.55
FF-300-85	Massey-Ferguson Tractor		1985	18,640.47	-
FF-700-94	Boat - Caribe	MD#UB15-B	2000	7,659.00	-

FF-701-94	Trailer - attached to boat FF-700	Hurricane 590	2000	5,000.00	2,499.98	2,500.02
FF-702-91	Boat - Caribe	800-16BC	2004	37,805.00	37,805.00	-
FF-703-91	Trailer - attached to boat FF-702		2004	5,000.00	2,499.98	2,500.02
				<u>7,128,012.09</u>	<u>5,180,384.28</u>	<u>1,947,627.81</u>

City of St. Catharines**Staff Complement**

<u>Department</u>	<u>2019</u>	<u>2018</u>	<u>2019 Changes</u>
Mayor's Office	2	2	0
Chief Administrator's Office	12	12	0
Legal and Clerks Services	14	14	0
Planning and Building Services	45	45	0
Fire Services	166	166	0
Economic Development and Tourism	8	8	0
Transportation and Environmental Services	184	184	0
Parks, Recreation and Culture Services	117	117	0
Financial Management Services	44	44	0
Corporate Support Services	30	29	1
Total City Departments	<u>622</u>	<u>621</u>	<u>1</u>
Performing Arts Centre	20	20	0
	<u>642</u>	<u>641</u>	<u>1</u>

Notes:

Significant changes to complement since 2000
2004 Addition of Museum and WCC staff (10)
2005 Addition of Seymour Hannah staff (18)
2009 RCS reorganization resulted in the reduction of 8 CUPE 150 positions
2012 RCS opening of Kiwanis Aquatic Centre
2013 PAC becomes part of RCS - add 2 EX positions (Executive Director and Executive Assistant)
2014 PAC addition of 5 staff, Customer service reallocation (removal of 2 staff)
2015 PAC addition of 13 staff, City reduction of 4
2016 Forestry staff transferred to PRCS from TES
2017 Clerk from Contract to FTE (Mayor's office)/ Expediter position PBS/EDTS(EX)
2018 PRCS Manager of Recreation/Business Dev't trfrd to TES Facilities Manager
and approval for 2 PBS Building Inspectors in March, 2018 by Council
2018 CSS-IT approval of 1 IT Security Administrator Position

History of Approved Complement by Year

	<u>Staff Complement</u>	<u>Compare to 2019</u>
1993	632	-1.58%
1989	626	-0.64%
1979	605	2.81%
1976	599	3.84%

City of St Catharines

Staffing changes following approval of the Deputy CAO

As noted in the approved 2018 operating budget tab 22 related to Complement:

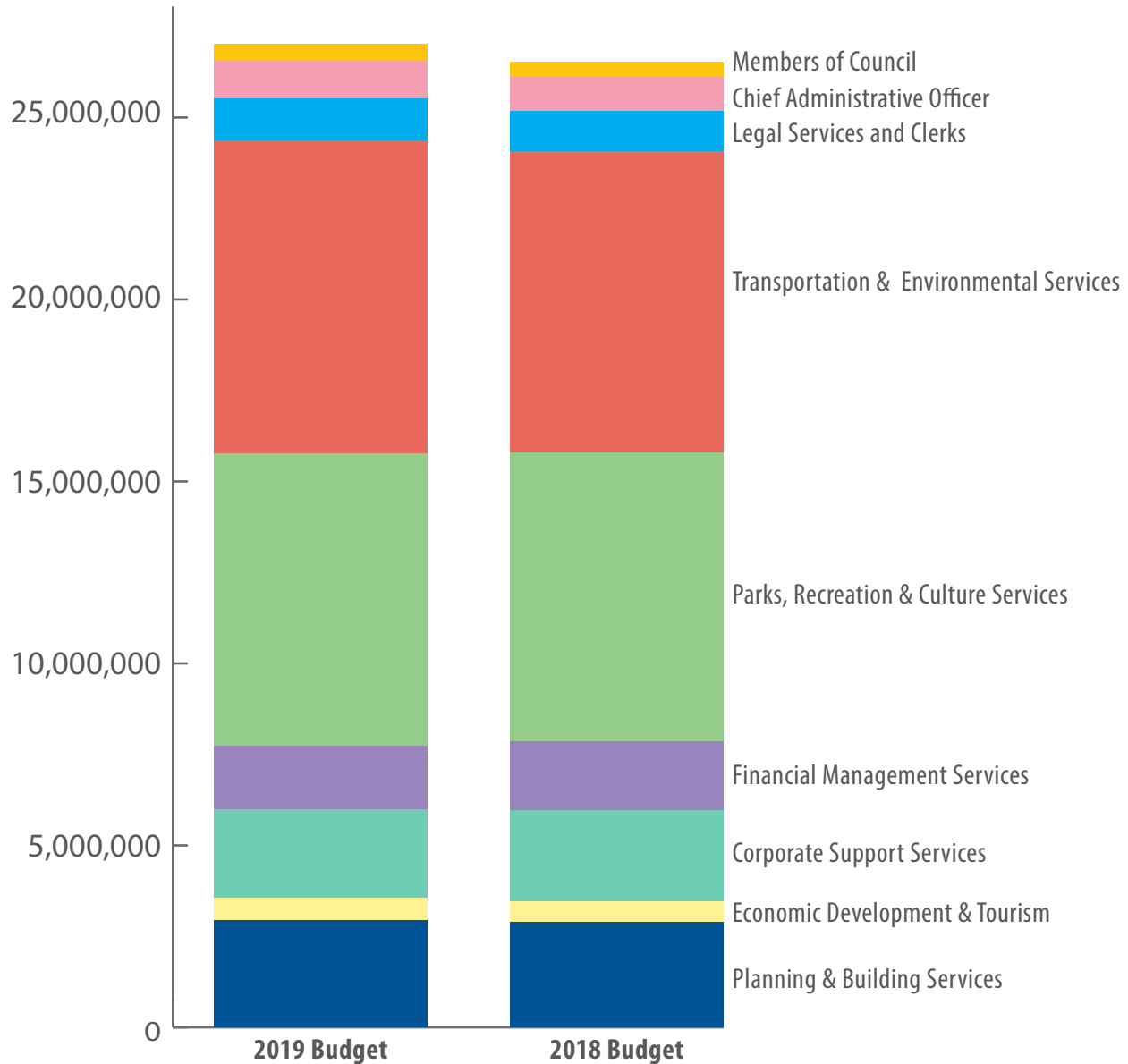
In November, 2017 Council approved the addition of a Deputy CAO. As such, the Commission Positions will no longer be filled. The related staffing resources will be repurposed across the Corporation as the CAO revises the existing staffing plan.

Pre transfer		➔	Post transfer	
Position	Wage		Position	Wage
Commissioner Operations	\$187,396		Deputy CAO	\$178,025
Commissioner Corporate Services	187,396		Corporate Project Manager	88,610
Administrative Assistant Operations	59,204		Deputy City Clerk	87,770
Business Improvement Manager	113,585		Corporate Asset Manager	98,096
TES Project Engineer	0		TES Project Engineer	92,934
	\$547,581			\$545,435

	Pre Transfer 2018	Transfers	Post Transfer 2018
Mayor's Office	2		2
Chief Administrator's Office	11	👤-1	12
Legal and Clerks Services	13		14
Planning and Building Services	43		43
Fire Services	166		166
Economic Development and Tourism	8		8
Transportation and Environmental Services	185	👤-1	184
Parks, Recreation and Culture Services	117		117
Financial Management Services	45	👤-2	44
Corporate Support Services	29		29
Performing Arts Centre	20		20
Total	639	-4	639

2019 OPERATING BUDGET

Full-time Salary Comparison



	2019	2018	% Change
Members of Council	459,450	407,348	12.79%
Chief Administrative Officer	1,032,273	925,040	11.59%
Legal Services and Clerks	1,165,191	1,108,020	5.16%
Transportation & Environmental	8,581,497	8,282,606	3.61%
Parks, Recreation & Culture	8,034,728	7,952,836	1.03%
Financial Management Services	1,764,821	1,882,871	(6.27%)
Corporate Support Services	2,426,317	2,496,469	(2.81%)
Economic Development & Tourism	621,890	582,351	6.79%
Planning & Building Services	2,945,548	2,892,942	1.82%
Total Salaries/Wages (Excluding Fire Services Wages)	27,031,715	26,530,483	1.89%

*Note: Does not include Dec. 17/18 approved IT Security Administrator Position



City of St. Catharines

2019 Operating Budget

Out of Province Conferences

Acct.	Description	Location	Expenditure	Department Totals
<u>Planning and Building Services</u>				
760.100	CNU Conference June 15-19,2019	Louisville, Kentucky	3,575	
760.102	American Planning Association Conference April 13-16,2019	San Francisco, California	4,500	\$8,075
<u>Office of Mayor and Members of Council</u>				
701.100	Great Lakes Mayors Meeting			0
<u>Economic Development and Tourism</u>				
761.115	Tourism Bienvenue Quebec tbd	Gatineau, Quebec	2,500	
	OTMPC Sales Missions Update tbd	Montreal and Quebec City	2,000	
	OTMPC Sales Missions Update tbd	3 US States and Quebec	2,000	6,500
<u>Legal and Clerks Services</u>				
702.205	IMLA's Conference October, 2019	Atlanta, Georgia	3,000	3,000
<u>First Ontario Performing Arts Centre</u>				
770.100	Association of Performing Arts Presenters January 4-8, 2019	New York, New York	3,250	
	Audience View Connect Date: TBD	USA Location: TBD	2,000	
	Ungerboeck Software International Date: Summer 2019	BC, Canada	1,900	
	International Ticketing Association January 29-31, 2019	Austin, Texas	2,000	9,150
<u>Fire Services</u>				
710.100	Fire Fighter Memorial	Colorado	2,000	
	Inspector's Programs (NFPA Conf)	San Antonio, Texas	3,000	
	NENA June, 2019	Orlando, FL	2,500	7,500
				<u><u>\$34,225</u></u>