

# Junior Fire Chiefs

## Activity Booklet

Learn about  
**fire Safety**  
on your tour  
at the **fire Station**





**WE care about YOUR safety!**

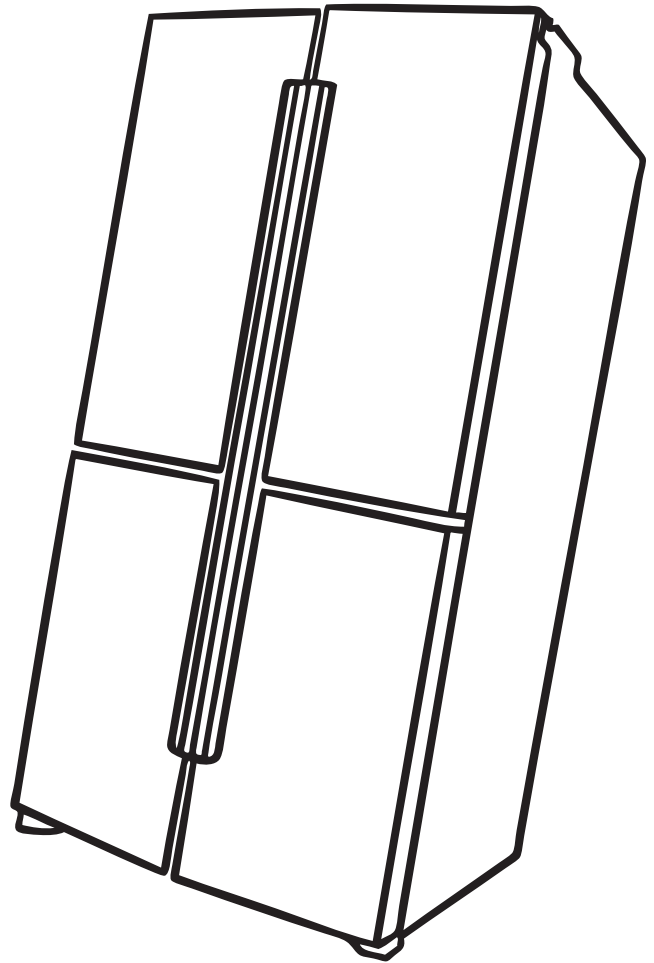
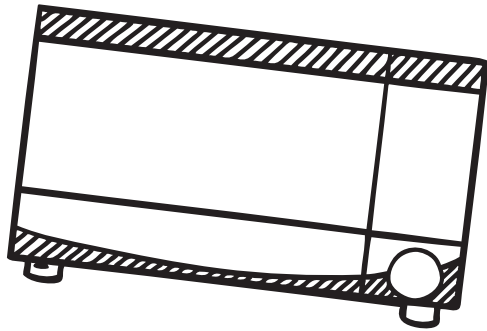



# Anybody can be a Firefighter!



# Hot OR Cold


Colour hot and cold appliances red or blue




---

What other appliances are hot and cold?


Help Timmy find his way out of this smoke filled house and get to his safe meeting place!  
Just like you learned, there should be 2 escape routes from his room!



Safe Meeting Place!



# family checklist



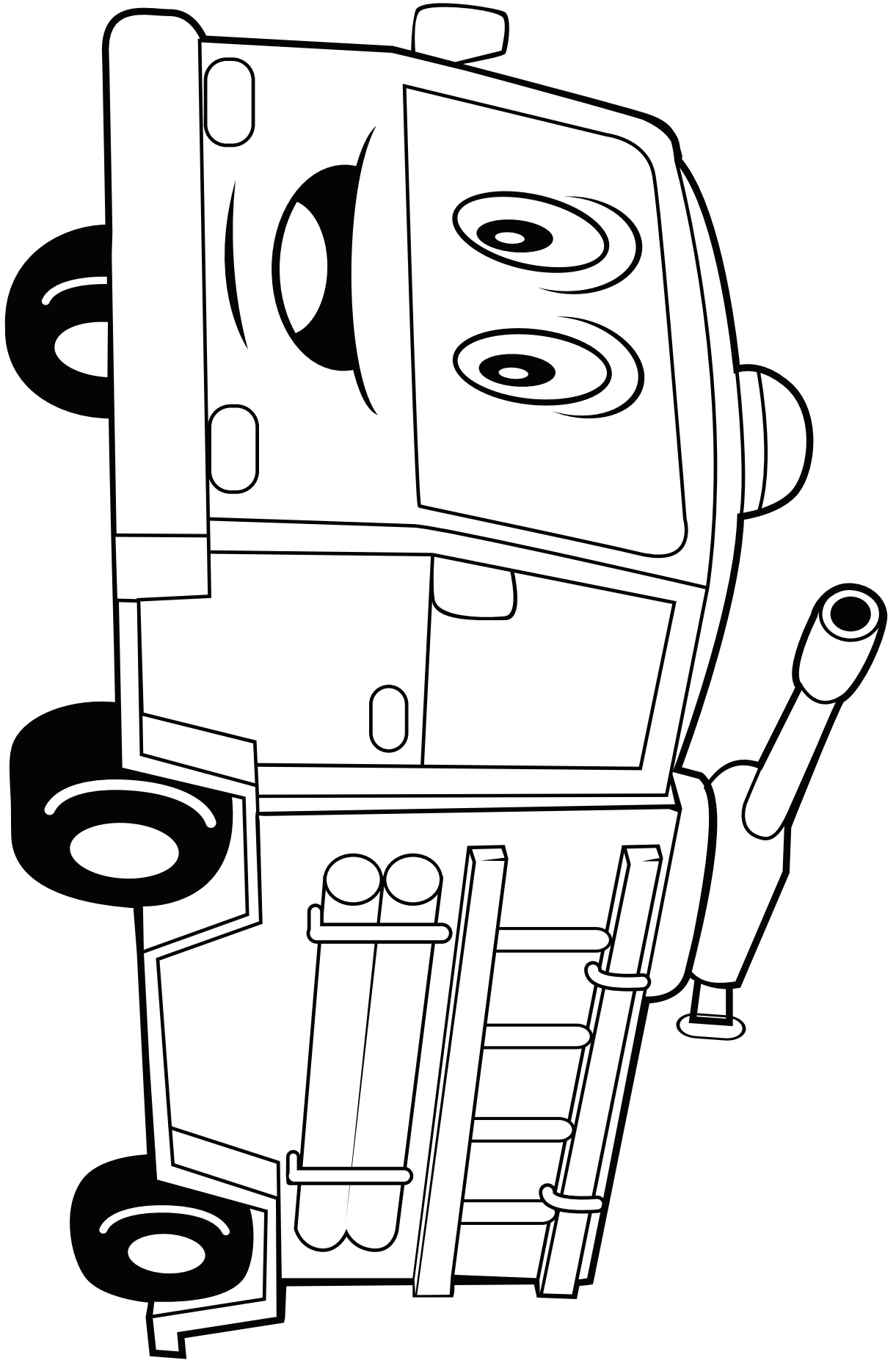
St. Catharines Fire Services wants you to find ways to get out of your home safely in case of a fire.

## here's **how**

- Use the grid to draw a map of your home. Don't forget to include doors and windows.
- Find and draw safe ways out of every room.
- Practice opening windows; if there are screens in the window, practice removing them. Make sure that any exit leads to the ground, a roof, a porch, a fire escape, or safe space.
- Post Exit signs over all safe exits in your home.
- If you live in an apartment, practice using the stairs. Never use an elevator during a fire.
- Choose a meeting place outside your home where everyone can meet. Pick a place close to your home that is out of danger. Add the meeting place to your map.
- Use your fire escape map to practice a fire drill. Make sure everyone knows how to get out of your home and where to meet. Practice your drill at least twice a year.
- If your exits are blocked, put blankets or clothes in the cracks around the doors. Call 9-1-1 and let them know you cannot get out of your apartment or home. Open the window and signal where you are by hanging blankets out the window or calling to firefighters or neighbors outside.










**A Fire hydrant  
is a very  
important  
tool!**



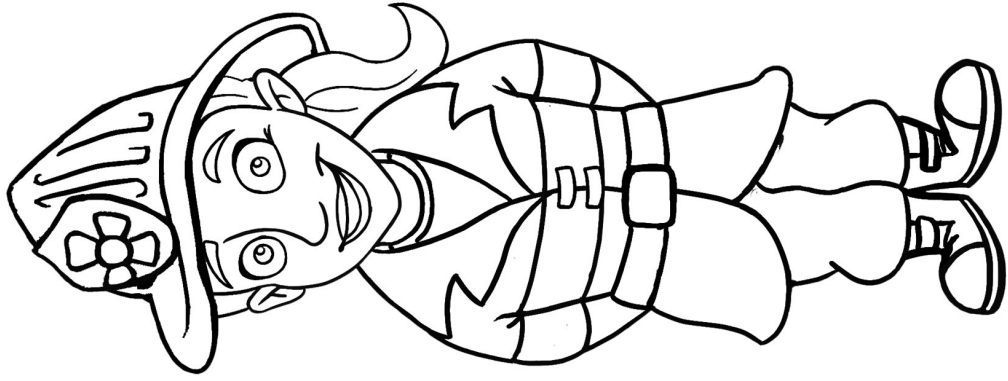
**FIND THE FIRE HAZARDS IN THIS ROOM**



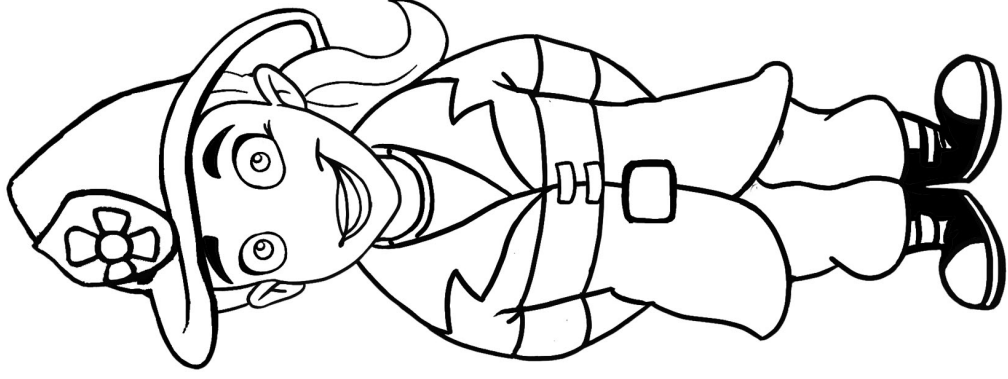


Find the 5 differences between the two pictures and circle them on picture 'B'. Then, have fun coloring Firefighter Ashleigh!

A.

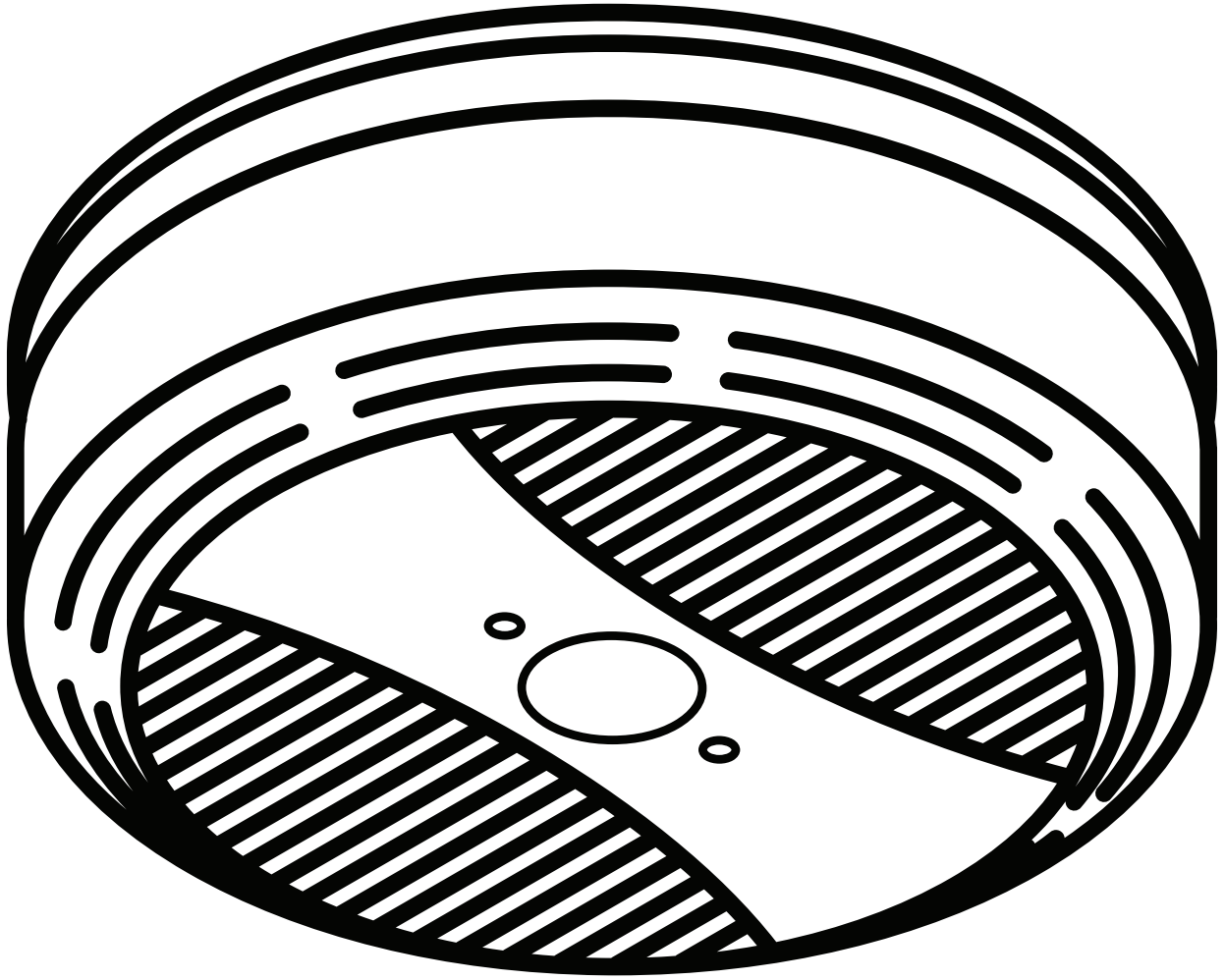


B.



Answers:  
1. Helmet  
2. Eyebrows  
3. Nose  
4. Belt  
5. Boots

Do you know what a  
smoke alarm sounds like?



beep BEEP!  
beep !



# Certificate of Fire Safety

This certificate is presented to

---

on behalf of St. Catharines Fire Services  
for having successfully completed the

Junior Fire  
**Chiefs**

Activity Booklet