



# 2024 to 2026 Multi-Year CAPITAL BUDGET, 2027-2030 FORECAST

and Asset Management Status Update

The City of St. Catharines



## 2024-2026 Capital budget and 2027-2030 Forecast

### Table of Contents

#### 1. Introduction

#### 2. 2024-2026 Capital Budget Program Details

- Schedule A - Capital Budget Summary
- Schedule B - Roads
- Schedule C - Sidewalks, Walkways and Multi-Use Pathways
- Schedule D - Storm Sewer Collection System (Incl. Sewer Separation)
- Schedule E - Sanitary Sewer Collection System
- Schedule F - Pollution Control
- Schedule G - Water Distribution System (Watermains)
- Schedule H - Bridges and Major Culverts
- Schedule I - Natural Assets
- Schedule J - Community, Recreation and Culture Services
- Schedule K - Regional Projects
- Schedule L - Buildings and Facilities (Including Accessibility)
- Schedule M - Parking Services
- Schedule N - Fire Services
- Schedule O - Fleet
- Schedule P - Corporate Infrastructure
- Schedule Q - Coordinated Projects
- Schedule R - Niagara District Airport\*
- Schedule S - Full Schedule with Initiation Status

#### 3. Future Capital Budget and Forecast Information

- Schedule T - 2027-30 Capital Forecast
- Schedule U - 2024-26 Capital Budget and Four Year Forecast

#### 4. Funding Our Capital Budget

- Schedule V/W - Project Funding Details
- Schedule X - Funding Our Capital Assets
- Schedule Y - Funding from Canada Community-Building Fund
- Schedule Z - Debt Management Strategy
- Schedule AA - Municipal Act Debt Limits
- Schedule AB - Capital Budget and Debt - Municipal Comparators
- Schedule AC - Reprioritized Prior Four Year Forecasts

#### 5. 2024-26 Construction Program - Ward Listing

- Schedule AD - 2024-26 Construction Program by Ward - Linear
- Schedule AE - 2024-26 Construction Program by Ward - Other

\*Note: Requirements for Niagara District Airport in the MY Capital Budget was not provided in time for the publishing of the Capital Budget book. The funding for their capital plan will be addressed in the operating report.



## 2023 Asset Management Status

The City is committed to building and growing a diverse and resilient economy through fiscal responsibility, urban regeneration and collaborative partnerships. The 2024-26 Capital Budget aims to build and support strong, inclusive neighbourhoods that provide high quality of life for residents of all ages.

Guided by our strategic goals, the 2024-26 Capital Budget aims to support the provision of quality municipal services that enhance our social fabric, environmental sustainability, cultural vitality; and contribute to the economic prosperity in our community. The City owns, operates and maintains infrastructure with an estimated replacement value of over \$7 billion.

In October 2021 Council endorsed the Asset Management Plan (AMP) for Core assets, that meets the requirements set out under Ontario Regulation 588/17. The AMP identifies funding levels for our core services (water, wastewater stormwater management and transportation) required to maintain sustainable infrastructure and related services. Based on the information known on the existing infrastructure's age and condition, the City will need to increase funding for asset rehabilitation and replacement, to maintain the existing levels of service to the public. The sustainable funding targets will continue to be refined as data and information on the assets is improved.

In 2023, the City has been working with a consultant to develop an asset management plan for the remaining assets. This budget has been developed in tandem with the development of the latest asset management plan.

Figures 1 and 2 below provide the forecast lifecycle requirements for the City's core services split between rate supported operations and tax supported operations.

As shown in Figure 1, the 2021 AMP found that the anticipated tax supported annual funding for the City's related core infrastructure which includes transportation, storm water management systems and related facilities, is insufficient to meet the projected needs. As the assets continue to age, increasing the funding towards their replacement will be critical to maintaining existing levels of service or alternatively targeted levels of service will need to be reduced.

Figure 1 - Forecasted Asset Portfolio for Tax Based, Core Infrastructure Expenditures (Source: 2021 AMP)

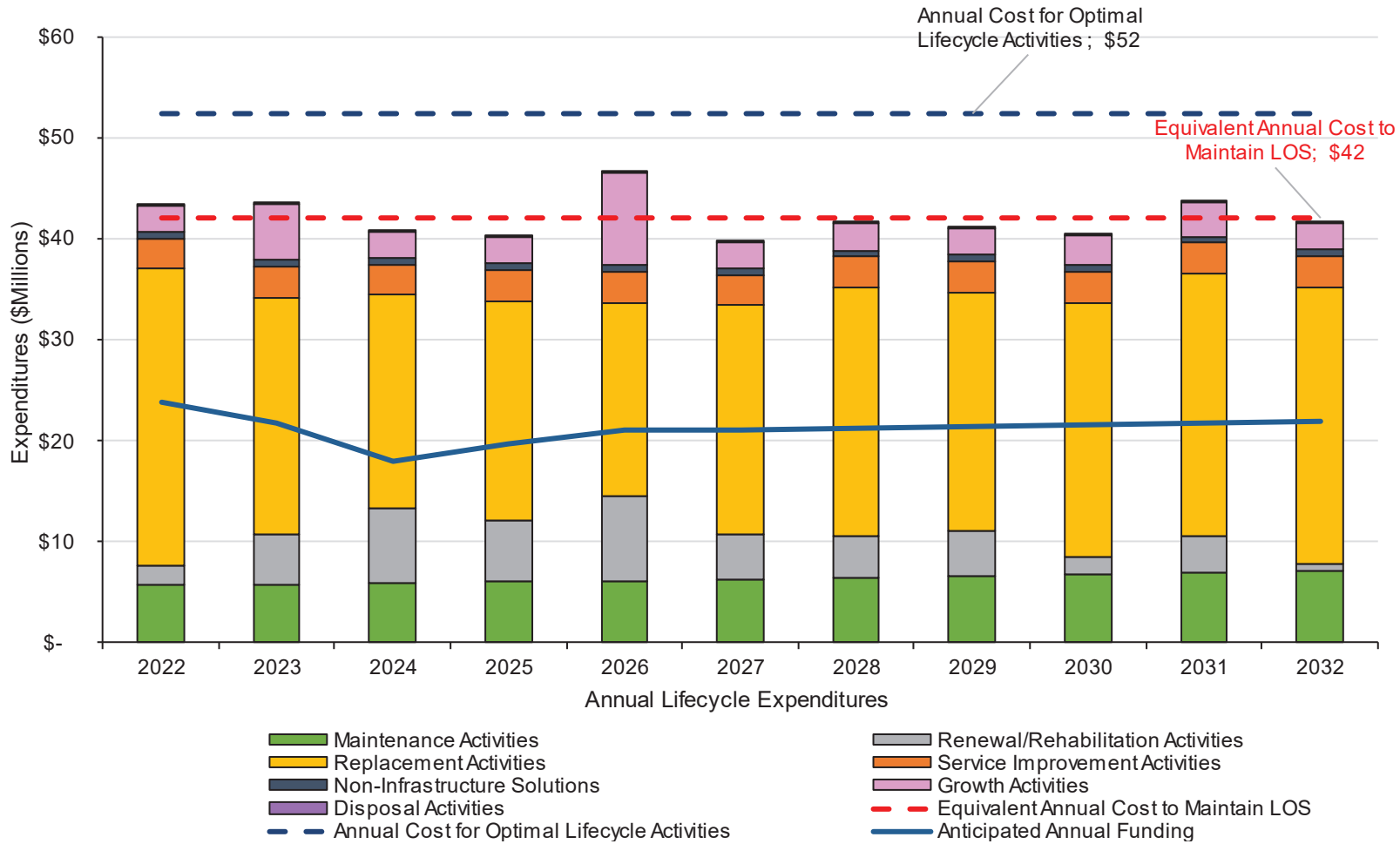
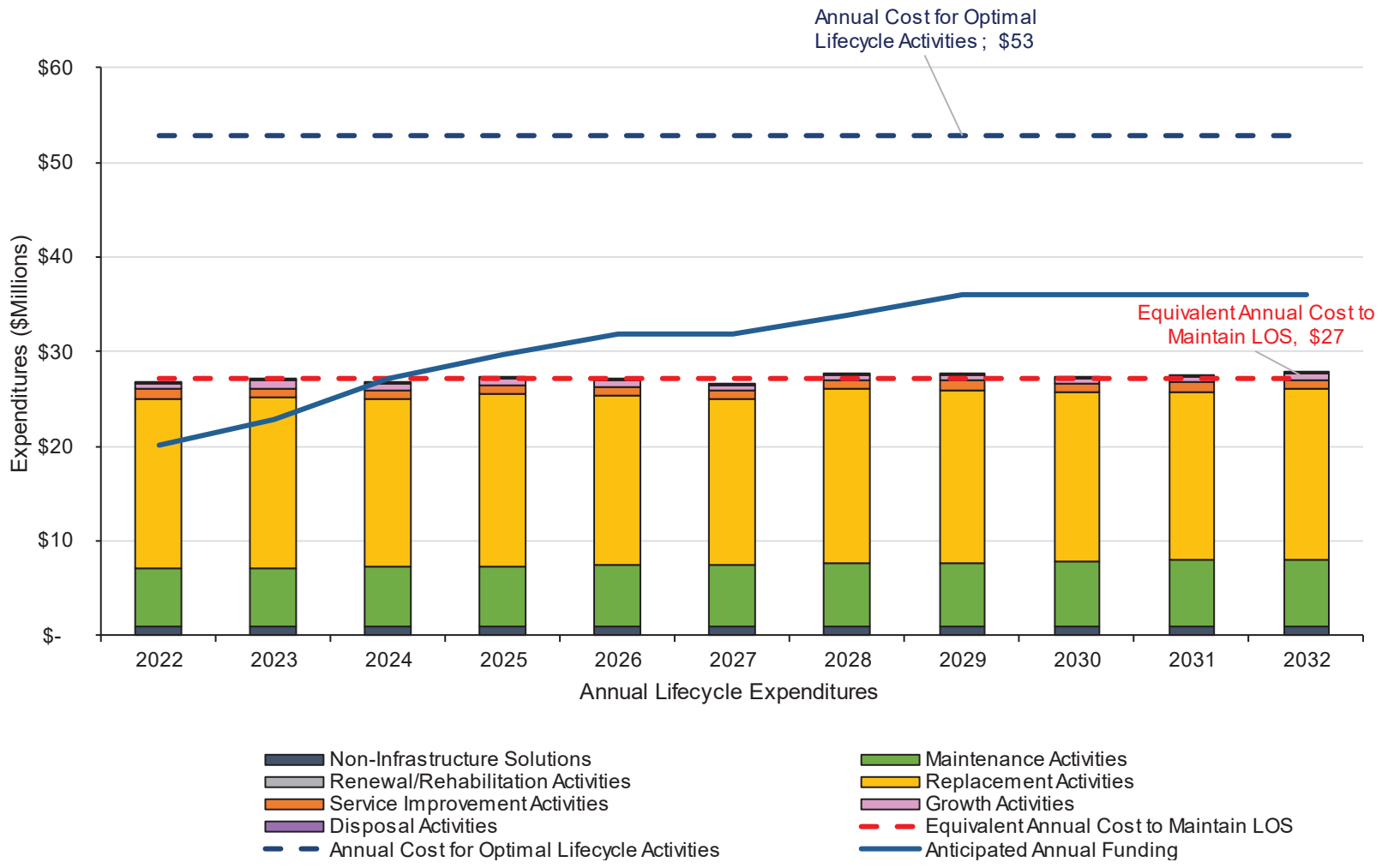
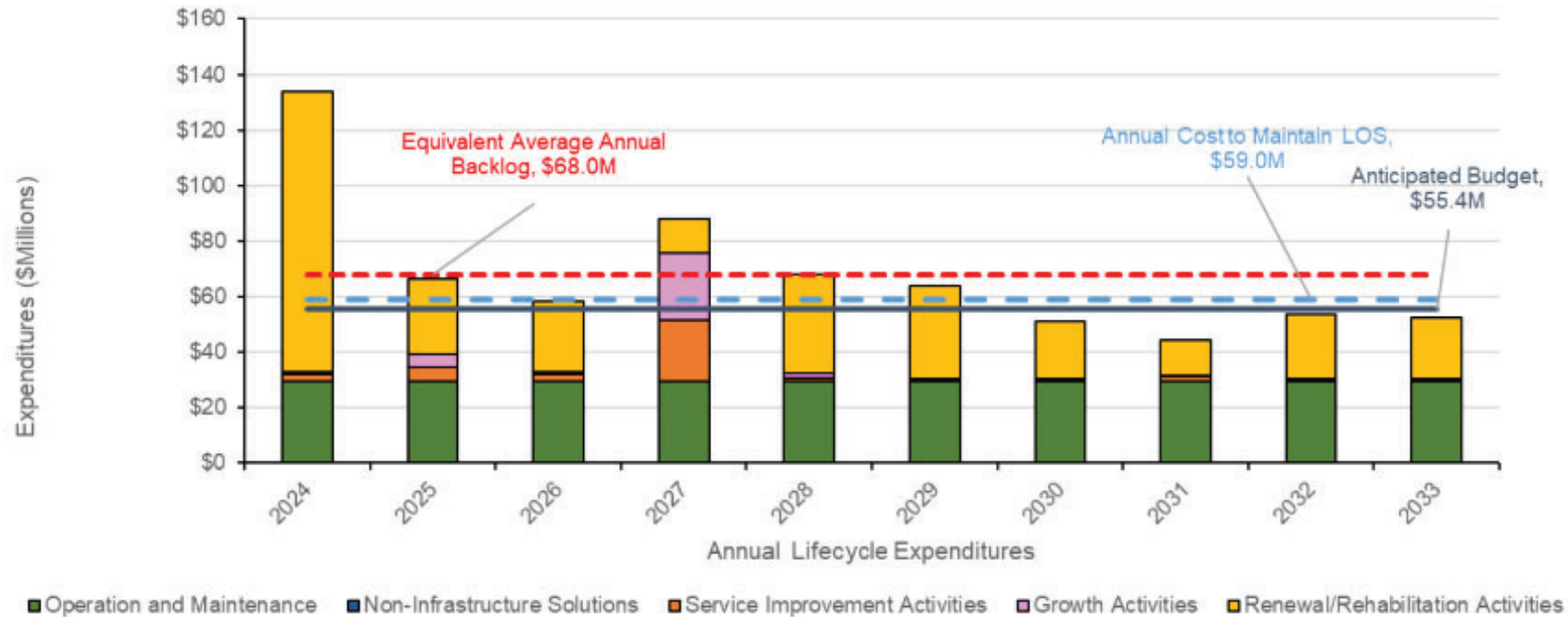


Figure 2 - Forecasted Asset Portfolio for Rate Based, Core Infrastructure Expenditures (Source: 2021 AMP)



The City's water and wastewater infrastructure accounts for 55% of the City's core infrastructure. In 2019 Council approved the 10-year Financial Plan for Water and Wastewater, which included significant increases in the investment in related infrastructure over a ten-year period to assist in closing the funding gap for the Water/Wastewater assets. Even after including the planned deferrals resulting from COVID-19 related financial pressures the anticipated rate-based investments currently planned are sufficient to maintain the current condition and forecast a slight improvement to service, however are still below the optimal renewals identified.

Figure 3 - Forecasted Asset Portfolio for Rate Based, Remaining Infrastructure Expenditures (Source: 2023 AMP)



As shown in Figure 3, the 2023 AMP found that the anticipated tax supported annual funding for the City's remaining assets which includes Buildings and Facilities, Fire, Natural Assets, Information Technology, Parking, Parks and Culture, is insufficient to meet the projected needs. As the assets continue to age, increasing the funding towards their replacement will be critical to maintaining existing levels of service or alternatively targeted levels of service will need to be reduced.

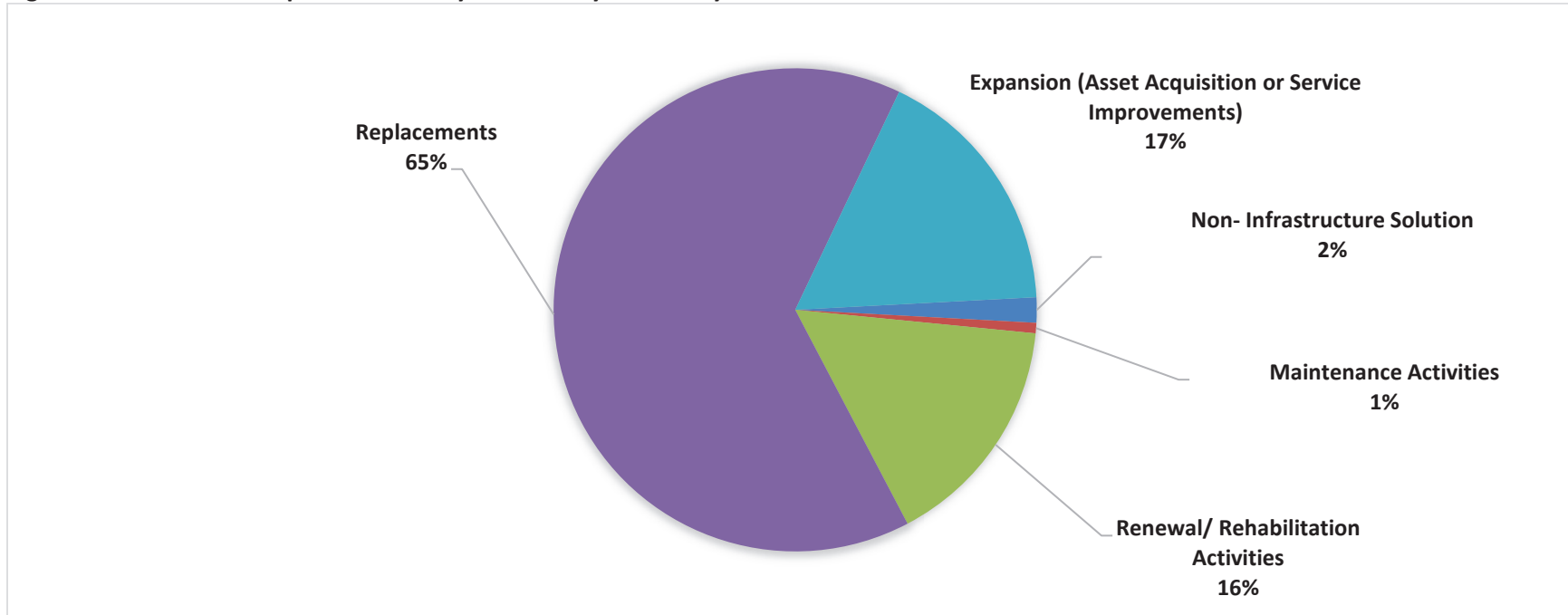
Figure 4 shows the 2024-2026 budget of \$242.7 million is split between major asset lifecycle activities, which are consistent with the activities within the AMP:

- Renewal/Rehabilitation (RN) includes the significant repairs to extend the life of the asset, and can defer the need for asset replacement
- Non infrastructure (NI) activities are made to improvement of programs and services or monitor condition of assets to maintain them in a state of good repair and support service delivery
- Replacement activities (RP) which are activities that are expected to occur once an asset has reached its end of its useful life and renewal/rehabilitation is no longer an option
- Expansion (E) activities support increasing demands due to population growth and the expansion of existing services to improve the quality of life for our residents.
- Disposal (D) activities are associated with disposing of an asset once it has reached the end of its useful life or is no longer needed
- Maintenance (M) activities include regularly scheduled inspection and maintenance and more significant repairs and activities associated with unexpected events

The acronyms of life cycle activities will be utilized in the schedules in this document.



Figure 4 – 2024 – 2026 Capital Forecast by Asset Lifecycle Activity



A risk management framework was developed for each of the asset categories in the AMP to assist with the prioritization of investments within the forecasts. Moving forward risk scores will be considered in prioritizing capital expenditures. The consequence of asset failure based on financial, social and environment impacts and the likelihood of that event occurring and provide the risk score. This approach is in line with the priorities listed below.

- Alignment with core business and the strategic plan
- Renewal of aging infrastructure
- Health and safety
- Compliance with policy standards and legislative requirements
- Sustainability (economic, environment, and social)
- Accommodating population growth
- Providing service improvements

Where appropriate asset renewal and replacement within the road allowance (roads, sidewalks, sewers and watermains) are co-ordinated to take advantage of economies of scale and to reduce the impact of construction. This co-ordination may impact the timing of asset renewal for some asset categories. Determination of the final construction program is the result of iterative effort by staff in reviewing all the asset categories.

In prior years Council was provided with data as shown in Figure 3 that highlighted the cumulative infrastructure deficit and reinvestment rates. The information provided for the assets that will be included in the upcoming AMP for non-core assets may change significantly because of this work. Also, it is expected that the AMP for non-core assets will include assets not currently listed in this table including fleet, corporate infrastructure, and green infrastructure.

Figure 4 Asset Management Information by Service Area (in \$millions) see table in Excel

Service Area		Inventory Details	Capital Budget Sch.	Replacement Value	Backlog <sup>(1)</sup>	Forecasted Equivalent Annual Cost <sup>(2)</sup>	Average Anticipated Funding 2022-2032 <sup>(3) (4)</sup>	2024-2026 Average Capital Budget	2024-2026 Average Renewal Budget
Core as defined in O.Reg. 588/17	Water		G	\$1,327	\$239	\$16.3	\$21.1	\$15.4	\$15.4
	Water Distribution	592 km							
	Wastewater/Pollution Control		E,F	\$1,940	\$184	\$10.9	\$9.9	\$10.3	\$8.6
	Wastewater Collection	568 km							
	Storage facilities	9 ea.							
	Transportation		B,C	\$1,507	\$105	\$35.3	\$15.8	\$14.6	\$11.6
Sidewalks and pathways	588 km								
Roads	577 km								
Structures		H	\$67	\$5	\$1.8	\$1.1	\$1.2	\$0.6	
Bridges & Culverts (>=3m)	71 ea.								
Bridges & Culverts (<3m)	46 ea.								
Stormwater		D	\$1,137	\$148	\$5.0	\$4.3	\$5.0	\$2.7	
Stormwater Collection	405 km								
Treatment & Control (OGS)	31 ea.								
Remaining Assets	Buildings and Facilities (not including Fire)		L	\$575	\$16	\$23.0	\$18.3	\$9.8	\$9.3
		150/54 bldgs./sites							
	Culture <sup>(5)</sup>		J	\$9	\$2	\$2.3	\$2.3	\$0.1	\$0.1
	Lockwalls, carousel & outdoor public art								
	Fire		N	\$35	\$9	\$2.4	\$4.7	\$6.2	\$4.8
	Firehalls	6 sites							
	Fleet		O	\$23	\$9	\$4.3	\$4.9	\$3.5	\$3.3
	(Not including Fire which is include above)								
	Information Technology		P	\$21	\$3	\$3.5	\$5.2	\$3.0	\$1.4
Hardware									
Software									
Natural Assets		I	\$242	\$7	\$6.4	\$5.5	\$3.6	\$2.0	
Forestry	50K +trees								
Protected Shoreline	3.6 km								
Parking		M	\$95	\$11	\$5.5	\$2.8	\$0.3	\$0.3	
Paid Parking	16 sites								
Non-Paid	57 sites								
Parks and Recreation		J	\$177	\$45	\$11.5	\$11.7	\$8.0	\$5.0	
	109 parks								
Total				\$7,147	\$781			\$81	\$65.1

- (1) Backlog is work that should have been completed before 2023 given unlimited funds based on known condition or age
- (2) Forecast Equivalent Annual Cost to provide LOS provided in the City's 2021 Asset Management Plan - Core Assets and 2023 Asset Management Plan
- (3) Average Anticipated Funding based on the 2021 Capital/Operating Budget and provided in the 2021 AMP for Core Assets
- (4) Average Anticipated Funding based on the 2023 Capital/Operating Budget and provided in the 2023 AMP for Remaining Assets
- (5) Does not include all art and museum collection

In 2024, the City will continuously improve asset management through the following initiatives and projects:

- Continue to update its asset management practices and implement recommendations included within 2021 & 2023 Asset Management Plans.
- Continue to gather information and complete the next phase of the AMP which will include all city assets to meet the July 1, 2025 deadline which will include identifying a level of service and completing a financial strategy that is affordable and sustainable for the citizens of St. Catharines.
- Using the information gathered to improve the Cities financial statements to align with new accounting standards outlined in PS 3280 “Asset Retirement Obligations”.
- Continue monthly asset management working group meetings to share information with a collaborative cross departmental approach.

### **Climate Change Considerations**

St. Catharines strategic plan identifies climate change as an important issue that will affect the City. In 2019, Council unanimously declared a Climate Emergency demonstrating the need to prepare and adapt to a changing future.

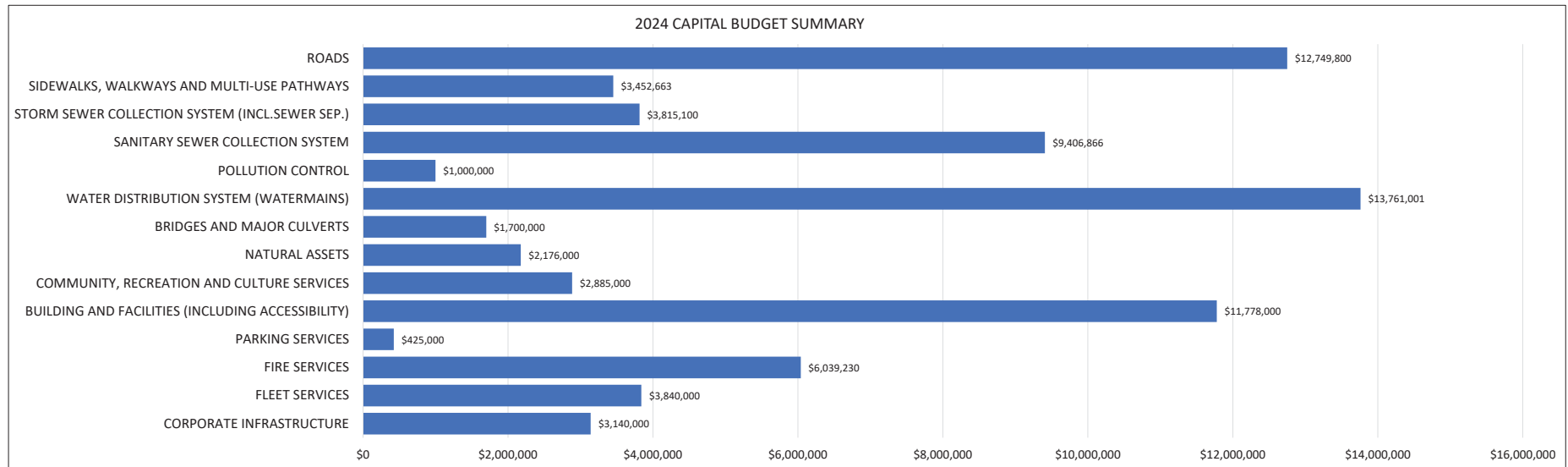
In 2021, Council approved a Climate Adaptation Plan which identified high risk impacts and prioritized necessary actions to reduce the projected negative effects of climate change. Projected climate data indicates that St. Catharines will experience overall increased temperature, increased precipitation in all seasons except for the summer and an increase in extreme events. Considering demands of a changing climate provides an opportunity for the City to replace aging infrastructure and install new infrastructure with climate resilience in mind.

In addition, it is important that the City does it’s part to reduce greenhouse emissions from municipal operations and services. This is needed for the City to achieve it climate targets and protect the health and well being of residents. Examples of projects that will help meet the City’s climate objectives include:

- Active Transportation – the City continues to prioritize active transportation investments to provide environmentally friendly options for residents.
- Tree planting / Urban Forest – trees provide multiple benefits including absorbing carbon dioxide, providing shade and cooling, stormwater improvements and increasing biodiversity.
  - Urban Canopy Target of 30% by 2030
- Shoreline protection and watercourse erosion projects to improve resiliency to extreme storms and Lake Ontario water levels.
- Modernizing sewer systems to improve capacity and reduce basement flooding risks. City facilities
  - Corporate buildings to reach Net zero by 2050
  - Energy efficiency upgrades
  - Installing vehicle charging stations a municipal facilities and parks

**CITY OF ST. CATHARINES  
2024 CAPITAL BUDGET SUMMARY (SCHEDULE A)**

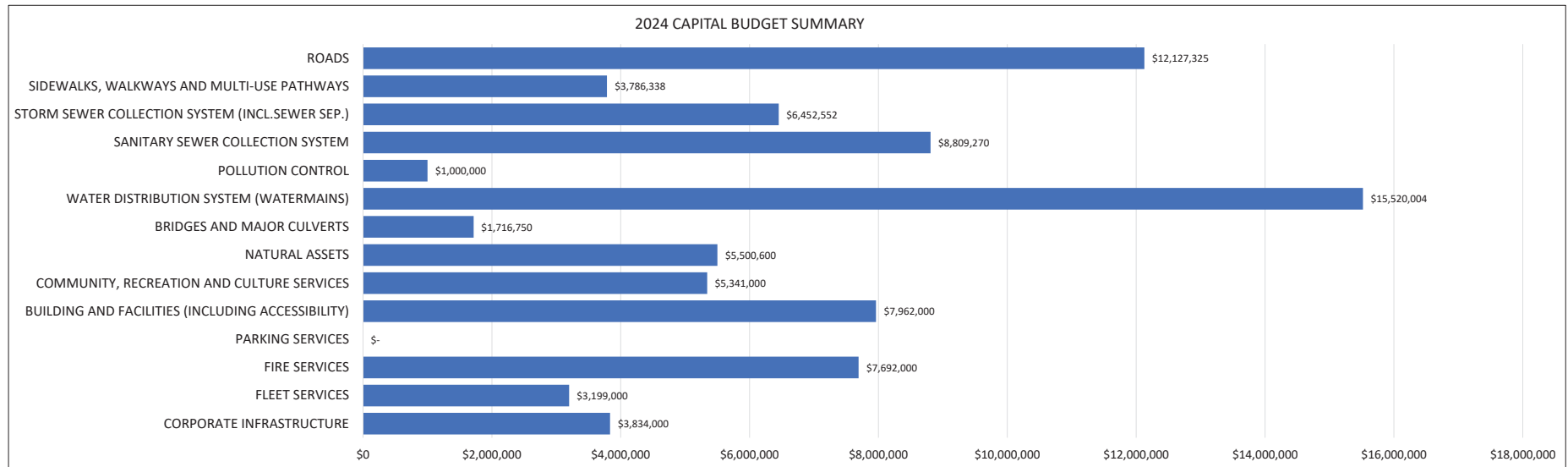
DESCRIPTION	SCHEDULE	GROSS COST	CANADA COMMUNITY		TAX/RATE PAYER	DEBT	
			BUILDING FUND	OTHER EXTERNAL/ RESERVES			
ROADS	SCHEDULE B	12,749,800	2,053,000	473,500	2,441,000	7,782,300	
SIDEWALKS, WALKWAYS AND MULTI-USE PATHWAYS	SCHEDULE C	3,452,663	-	199,500	577,010	2,676,153	
STORM SEWER COLLECTION SYSTEM (INCL. SEWER SEP.)	SCHEDULE D	3,815,100	-	-	398,660	3,416,440	
SANITARY SEWER COLLECTION SYSTEM	SCHEDULE E	9,406,866	1,000,000	-	5,664,717	2,742,149	
POLLUTION CONTROL	SCHEDULE F	1,000,000	-	-	500,000	500,000	
WATER DISTRIBUTION SYSTEM (WATERMAINS)	SCHEDULE G	13,761,001	1,352,000	-	8,696,110	3,712,891	
BRIDGES AND MAJOR CULVERTS	SCHEDULE H	1,700,000	-	-	127,500	1,572,500	
NATURAL ASSETS	SCHEDULE I	2,176,000	-	-	607,200	1,568,800	
COMMUNITY, RECREATION AND CULTURE SERVICES	SCHEDULE J	2,885,000	-	226,900	906,990	1,751,110	
BUILDING AND FACILITIES (INCLUDING ACCESSIBILITY)	SCHEDULE L	11,778,000	-	795,000	984,120	9,998,880	
PARKING SERVICES	SCHEDULE M	425,000	-	-	31,880	393,120	
FIRE SERVICES	SCHEDULE N	6,039,230	-	103,000	445,220	5,491,010	
FLEET SERVICES	SCHEDULE O	3,840,000	-	3,540,000	300,000	-	
CORPORATE INFRASTRUCTURE	SCHEDULE P	3,140,000	-	62,000	360,350	2,717,650	
		\$ 76,168,660	\$ 4,405,000	\$ 5,399,900	\$ 22,040,757	\$ 44,323,003	
CAPITAL BUDGET REQUIRING COUNCIL APPROVAL			\$ 76,168,660	\$ 4,405,000	\$ 5,399,900	\$ 22,040,757	\$ 44,323,003





**CITY OF ST. CATHARINES  
2025 CAPITAL BUDGET SUMMARY (SCHEDULE A)**

DESCRIPTION	SCHEDULE	GROSS COST	CANADA COMMUNITY			DEBT
			BUILDING FUND	OTHER EXTERNAL/ RESERVES	TAX/RATE PAYER	
ROADS	SCHEDULE B	12,127,325	2,053,000	66,900	3,052,570	6,954,855
SIDEWALKS, WALKWAYS AND MULTI-USE PATHWAYS	SCHEDULE C	3,786,338	-	155,800	788,000	2,842,538
STORM SEWER COLLECTION SYSTEM (INCL. SEWER SEP.)	SCHEDULE D	6,452,552	-	113,700	976,025	5,362,827
SANITARY SEWER COLLECTION SYSTEM	SCHEDULE E	8,809,270	1,000,000	-	5,395,158	2,414,112
POLLUTION CONTROL	SCHEDULE F	1,000,000	-	-	500,000	500,000
WATER DISTRIBUTION SYSTEM (WATERMAINS)	SCHEDULE G	15,520,004	1,352,000	-	10,563,983	3,604,021
BRIDGES AND MAJOR CULVERTS	SCHEDULE H	1,716,750	-	-	137,340	1,579,410
NATURAL ASSETS	SCHEDULE I	5,500,600	-	2,236,500	713,860	2,550,240
COMMUNITY, RECREATION AND CULTURE SERVICES	SCHEDULE J	5,341,000	-	2,067,100	441,855	2,832,045
BUILDING AND FACILITIES (INCLUDING ACCESSIBILITY)	SCHEDULE L	7,962,000	-	3,850,000	328,960	3,783,040
PARKING SERVICES	SCHEDULE M	-	-	-	-	-
FIRE SERVICES	SCHEDULE N	7,692,000	-	2,917,000	382,000	4,393,000
FLEET SERVICES	SCHEDULE O	3,199,000	-	2,399,000	514,800	285,200
CORPORATE INFRASTRUCTURE	SCHEDULE P	3,834,000	-	70,000	478,680	3,285,320
		\$ 82,940,839	\$ 4,405,000	\$ 13,876,000	\$ 24,273,231	\$ 40,386,608
CAPITAL BUDGET REQUIRING COUNCIL APPROVAL						
		\$ 82,940,839	\$ 4,405,000	\$ 13,876,000	\$ 24,273,231	\$ 40,386,608

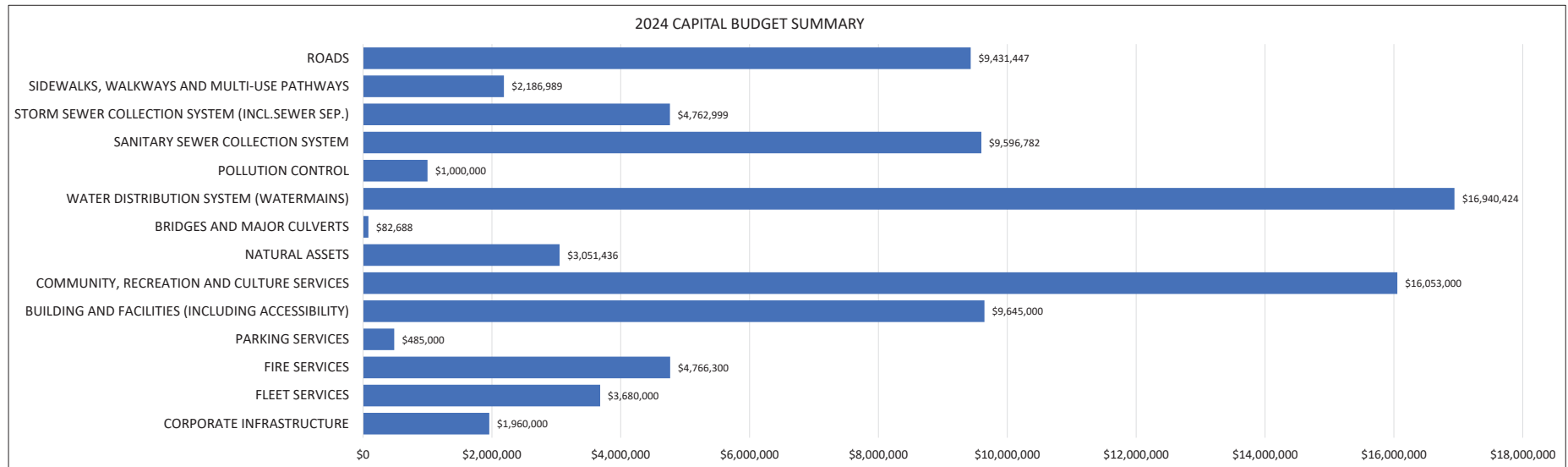






CITY OF ST. CATHARINES  
2026 CAPITAL BUDGET SUMMARY (SCHEDULE A)

DESCRIPTION	SCHEDULE	GROSS COST	CANADA COMMUNITY			DEBT	
			BUILDING FUND	OTHER EXTERNAL/ RESERVES	TAX/RATE PAYER		
ROADS	SCHEDULE B	9,431,447	2,053,000	75,300	2,581,548	4,721,599	
SIDEWALKS, WALKWAYS AND MULTI-USE PATHWAYS	SCHEDULE C	2,186,989	-	130,800	506,907	1,549,282	
STORM SEWER COLLECTION SYSTEM (INCL. SEWER SEP.)	SCHEDULE D	4,762,999	-	178,700	545,142	4,039,157	
SANITARY SEWER COLLECTION SYSTEM	SCHEDULE E	9,596,782	1,000,000	-	5,818,719	2,778,063	
POLLUTION CONTROL	SCHEDULE F	1,000,000	-	-	500,000	500,000	
WATER DISTRIBUTION SYSTEM (WATERMAINS)	SCHEDULE G	16,940,424	1,352,000	-	11,495,773	4,092,651	
BRIDGES AND MAJOR CULVERTS	SCHEDULE H	82,688	-	-	82,688	-	
NATURAL ASSETS	SCHEDULE I	3,051,436	-	-	631,358	2,420,078	
COMMUNITY, RECREATION AND CULTURE SERVICES	SCHEDULE J	16,053,000	-	2,288,500	1,391,430	12,373,070	
BUILDING AND FACILITIES (INCLUDING ACCESSIBILITY)	SCHEDULE L	9,645,000	-	740,000	1,232,740	7,672,260	
PARKING SERVICES	SCHEDULE M	485,000	-	-	41,230	443,770	
FIRE SERVICES	SCHEDULE N	4,766,300	-	1,014,000	318,950	3,433,350	
FLEET SERVICES	SCHEDULE O	3,680,000	-	1,990,000	635,000	1,055,000	
CORPORATE INFRASTRUCTURE	SCHEDULE P	1,960,000	-	-	313,000	1,647,000	
		\$ 83,642,065	\$ 4,405,000	\$ 6,417,300	\$ 26,094,485	\$ 46,725,280	
CAPITAL BUDGET REQUIRING COUNCIL APPROVAL			\$ 83,642,065	\$ 4,405,000	\$ 6,417,300	\$ 26,094,485	\$ 46,725,280





## Transportation (Roads, Sidewalks, Walkways and Multi-use Pathways) (Schedules B and C)

The City is committed to providing transportation services that strive to provide a safe, efficient, accessible, and sustainable transportation system for all required uses and modes of transportation in accordance with regulatory requirements and community expectations.

Provided by:

- 577 km of city owned roads or 1178 lane-km
- 62 km of roads with dedicated bike lanes\*
- 16 km of roads with paved shoulders\*
- 8 km of roads with Signed Cycling Route with Sharrows\*
- 2 km of roads with Signed Cycling Route without Sharrows\*
- 588 km of sidewalks and walkways
- 109 km of off-road trails\*
- 54 Signalized Intersections
- Over 13,000 Streetlights and over 22,000 traffic signs

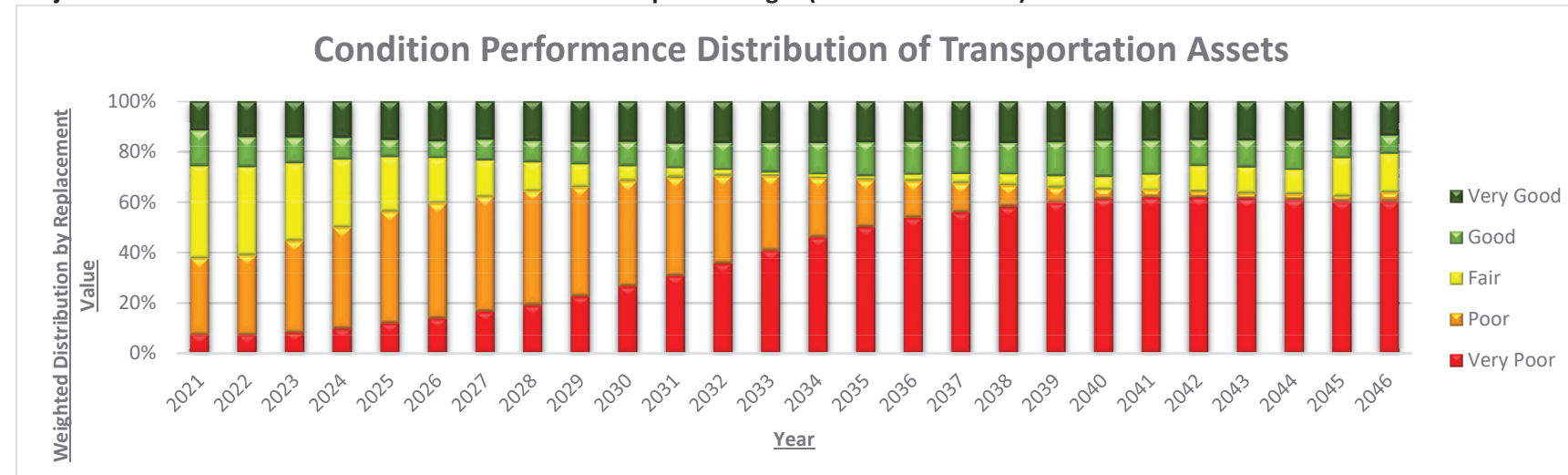
(\*Information taken from 2021 Corporate AMP for Core Assets and City's TMP)

### Value and Condition

Total replacement value: \$1,507 million

Current backlog of work: \$105 million

### Projected Condition Distribution Performance with Anticipated Budget (Source: 2021 AMP)



The overall average condition of transportation assets has been deteriorating, indicating the City is not keeping pace in investing in the rehabilitation of its assets. The average Pavement Quality Index (PQI) of City's road network is 47 in 2023 compared to 54 in 2018.

### **Current Strategy**

**Renewal and Replacement:** The City utilizes a pavement management system to guide the road improvement program. The system places the highest priorities for road works on a predicted future road condition using historical experience and the risks of delaying treatments. Generally, this means priority is given to roads with higher traffic volumes and will generally recommend resurfacing rather than more costly reconstruction.

Where appropriate, both the roadway expansion and renewal are co-ordinated with the replacement of other subsurface infrastructure, such as watermains or sanitary and storm sewers. Roads are typically rehabilitated or resurfaced, rather than reconstructed when there is no other subsurface infrastructure that requires replacement. Other considerations, such as the timing of proposed developments, are also incorporated into the decision to replace or rehabilitate a road. The approach for sidewalks and trails is to replace the infrastructure when they are in poor or very poor condition.

**Expansion of Services:** Expansion of the transportation network may be undertaken to support growth and development or to meet user demands. There continues to be increased demand for assets that support active transportation (AT). This is consistent with a recommendation from the City's recently endorsed Transportation Master Plan which recommended AT funding of \$18 million over 20 years and supports the City's strategic goal to build and support strong, inclusive neighbourhoods that provide high quality of life for residents of all ages. When assets are renewed, opportunities for the expansion of the AT network are reviewed with the goal to improve accessibility for all users.

**Non-Infrastructure Solutions:** Environmental assessments, geotechnical investigation and design for future road works are undertaken a few years in advance of proposed larger construction projects. Transportation projects can take several months to years; and include public consultation and the preparation of finalized designs.

### **2024-26 Highlights**

- 27% of the 2024-2026 transportation program directly funds improvements to active transportation network
- Additional funding for various previously budgeted projects to account for inflation
- Resurfacing of approximately 7.5 km of roadway in 2024 and funding for resurfacing of additional roads in 2025 and 2026
- Construction funds for the reconstruction of approximately 7.8 km of roadways (design funds previously budgeted)
- Design and construction funds for approximately 1.7 km of roadworks
- Design funds for approximately 3.8 km of future roadworks
- Repair of failing slope along Glen Morris Drive
- Design and construction funds to remove and replace existing sidewalk and walkways in need of repair
- Design and construction funds to build new sidewalk, many of which are coordinated with other road, sewer or watermain work
- Design and construction funds to build new sidewalk in conjunction with the MTO's Garden City Skyway Twinning project
- Design and construction funds to build new sidewalk in conjunction with a few Region of Niagara road reconstruction project

Department Group	Project ID	Project Name	Street Name	From (starting point on street)	To (ending point on street)	Project Details	Project Type	2024	2025	2026	
Roads	P15-122	Third Street Louth Culvert Replacement	Third Street	St Paul Street	CNR Tracks	Pulverize road and resurface in conjunction with box culvert replacement	RN	500,000.00			
	<b>P15-122 Total</b>								<b>500,000.00</b>		
	P17-067	St.David's/Townline Reconstruction	Townline Road W	Bradley Street	St Davids Road		RP	2,200,000.00			
	<b>P17-067 Total</b>								<b>2,200,000.00</b>		
	P17-068	Terry Lane Reconstruction	Terry Lane	Graham Avenue	Shelley Avenue	Additional funding for reconstruction of laneway	RP	140,000.00			
	<b>P17-068 Total</b>								<b>140,000.00</b>		
	P18-061	Gale Crescent road and underground improvements	Gale Cres	Geneva Street	Oakdale Avenue	Road Reconstruction	RP		1,953,000.00		
	<b>P18-061 Total</b>									<b>1,953,000.00</b>	
	P20-065	New Access Road	New Access Road	Ridley Road	Train Station	Additional funds for new road to train station	E	405,000.00			
	<b>P20-065 Total</b>								<b>405,000.00</b>		
	P21-004	Forest Hill / Hillcrest / Rockcliffe Underground Improvements	1. Hillcrest Ave / 2. Forest Hill Rd / 3. Rockcliffe Rd	1. Rockcliffe Rd / 2. Hillcrest Ave / 3. Hillcrest Ave	1. South End / 2. South Dr / 3. Highland Ave	Funds for reconstruction of roads in conjunction with underground improvements	RP	1,250,000.00			
	<b>P21-004 Total</b>								<b>1,250,000.00</b>		
	P21-062	Eleanordale / Helm / Rochelle / Tavistock / Viking Road and Underground Improvements	Eleanordale Circle	Tavistock Road	End	Additional funds for roadworks	RN	20,500.00			
			Helm Street	Bunting Road	Viking Drive		- RN	2,600.00			
		Rochelle Drive	Goldsmith Road	Bunting Road		0 RN	5,000.00				

Department Group	Project ID	Project Name	Street Name	From (starting point on street)	To (ending point on street)	Project Details	Project Type	2024	2025	2026	
Roads	P21-062	Eleanordale / Helm / Rochelle / Tavistock / Viking Road and Underground Improvements	Tavistock Road	Scott Street	Eleanordale Circle		0 RN	5,000.00			
			Viking Drive	End	St Lawrence Drive		0 RN	38,500.00			
	<b>P21-062 Total</b>								<b>71,600.00</b>		
	P21-100	Flanders Watermain Improvements	Flanders Avenue	Vivian Avenue	Karen Avenue	Additional funds for replacement of full depth asphalt	RN	79,000.00			
			Karen Avenue	Grantham Avenue	Flanders Avenue		- RN	49,000.00			
	<b>P21-100 Total</b>								<b>128,000.00</b>		
	P21-101	Greenmeadow / Wood Underground Improvements	Greenmeadow Court	Wood Street	End	Additional funds for roadworks in conjunction with underground improvements	RN	44,000.00			
			Wood Street	Carlton Street	Geneva Street		- RN	67,500.00			
	<b>P21-101 Total</b>								<b>111,500.00</b>		
	P22-001	Mitchell / Morgan / Richmond	Mitchell Street	Eastchester Avenue	End	Replacement of full depth asphalt in conjunction with underground improvements	RN	60,000.00			
Morgan Street			Richmond Avenue	Mitchell Street		- RN	66,000.00				
Richmond Avenue			Queenston Street	Berryman Avenue		0 RN	205,000.00				
<b>P22-001 Total</b>								<b>331,000.00</b>			
P22-061	James Street	James Street	King Street			Construction costs for replacement of the existing traffic signal in conjunction with other works	RP		420,000.00		
			1. King Street / 2. Church St.	1. Church Street / 2. King Street		Lighting improvement in conjunction with the development of a multisue space	RP		237,300.00		

Department Group	Project ID	Project Name	Street Name	From (starting point on street)	To (ending point on street)	Project Details	Project Type	2024	2025	2026	
Roads	<b>P22-061 Total</b>									<b>657,300.00</b>	
	<b>P22-062</b>	Pinecrest Ave. Reconstruction	<b>Pinecrest Avenue</b>	Glendale Avenue	<b>Bessey Street</b>	Additional fund for reconstruction of roadway	RP	422,000.00			
	<b>P22-062 Total</b>								<b>422,000.00</b>		
	<b>P22-063</b>	Parnell Road Reconstruction	<b>Parnell Road</b>	(blank)		installation of a new PXO between Vine Street and Niagara Street - location to be confirmed	E		52,500.00		
				Niagara Street	<b>Vine Street</b>		RP		2,541,000.00		
	<b>P22-063 Total</b>									<b>2,593,500.00</b>	
	<b>P22-064</b>	Blue Spruce / Huntingwood	<b>1. Cherryblossom Lane /</b> <b>2. Blue Spruce Crt /</b> <b>3. Mariners Crt /</b> <b>4. Harbour Heights Lane /</b> <b>5. Huntingwood Gate /</b> <b>6. Kerwin Gate</b>	1. Crecent Wood Dr / 2. Crescentwood Dr / 3. Crescentwood Dr / 4. Crescentwood Dr / 5. Crescentwood Dr / 6. Crescentwood Dr	<b>1. Harbour Heights Lane /</b> <b>2. End /</b> <b>3. End /</b> <b>4. End /</b> <b>5. End /</b> <b>6. End</b>	Additional funds for roadworks	RN	18,700.00			
	<b>P22-064 Total</b>								<b>18,700.00</b>		
	<b>P22-123</b>	Rockwood Ave Culvert (C117M) Replacement & Road Resurfacing	<b>Rockwood Avenue</b>	Carriage Road	<b>Woodrow Street</b>	Additional funds for roadworks	RN	17,000.00			
	<b>P22-123 Total</b>								<b>17,000.00</b>		
<b>P23-062</b>	Facer Street road and underground improvements	<b>Facer Street</b>	Grantham Avenue	<b>Niagara Street</b>	Road Improvements	RN			2,062,063.00		
<b>P23-062 Total</b>									<b>2,062,063.00</b>		
<b>P23-064</b>	Welland Canal Parkway Road Rehabilitation & Drainage Improvements	<b>Welland Canals Parkway</b>	Eastchester Avenue	<b>Carlton Street</b>	Construction funds for roadworks	RN	1,050,000.00				

Department Group	Project ID	Project Name	Street Name	From (starting point on street)	To (ending point on street)	Project Details	Project Type	2024	2025	2026	
Roads	<b>P23-064 Total</b>								<b>1,050,000.00</b>		
	<b>P23-067</b>	Third Street / Old Martindale Road Reconstruction	<b>1. Third St / 2. Old Martindale Rd</b>	1. South Service Rd / 2. Third St	<b>1. Courtleigh Rd / 2. End</b>	Construction funds for the reconstruction of roads	RP			2,601,900.00	
						Funds for utility relocations prior to the roadworks	RP		1,283,625.00		
						replacement of existing streetlights	RP			165,375.00	
	<b>P23-067 Total</b>									<b>1,283,625.00</b>	<b>2,767,275.00</b>
	<b>P23-101</b>	Dundas / Leeson	<b>Dundas Cres</b>	Bradley Street	<b>Bradley Street</b>	Additional funds for roadworks	RN	48,500.00			
	<b>P23-101 Total</b>								<b>48,500.00</b>		
	<b>P23-103</b>	Briarsdale/Donlon	<b>Briarsdale Drive</b>	Chestnut Street	<b>Glen Morris Drive</b>	Additional funds for roadworks	RN	30,000.00			
			<b>Jacobson Avenue</b>	Briarsdale Drive	<b>Glen Morris Drive</b>		- RN	8,000.00			
	<b>P23-103 Total</b>								<b>38,000.00</b>		
<b>ROD24008</b>	Glen Morris Dr Slope Repair	<b>Glen Morris Drive</b>	85 m east of Village Road		Remediation of slope failure	M	480,000.00				
<b>ROD24008 Total</b>								<b>480,000.00</b>			
<b>ROD24009</b>	2024 Resurfacing Program *	<b>To be determined</b>	(blank)		Annual - priority location(s) to be determined	RN	2,882,000.00				
<b>ROD24009 Total</b>								<b>2,882,000.00</b>			
<b>ROD24010</b>	Facer Street road and underground improvements	<b>Facer Street</b>	Grantham Avenue	<b>Niagara Street</b>	Replace existing traffic Signal	RN	400,000.00				



Department Group	Project ID	Project Name	Street Name	From (starting point on street)	To (ending point on street)	Project Details	Project Type	2024	2025	2026	
Roads	<b>ROD24010 Total</b>								<b>400,000.00</b>		
	<b>ROD24011</b>	Lloyd Street Re-Construction	<b>Lloyd Street</b>	St Paul Street	<b>Rykert Street</b>	Additional funds for the reconstruction of Lloyd Street	RP	800,000.00			
	<b>ROD24011 Total</b>								<b>800,000.00</b>		
	<b>ROD24012</b>	Oakdale Ave Roadworks	<b>Oakdale Avenue</b>	Hickory Street	<b>Smythe Street</b>	Construction fees for reconstruction of existing roadway	RP		918,350.00		
						Design fees for reconstruction of existing roadway	RP	207,000.00			
				Merritt Street	<b>Hickory Street</b>	Construction fees for resurfacing of existing roadway and spot curb repairs in conjunction with watermain replacement	RN		87,150.00		
						Design fees for resurfacing of existing roadway and spot curb repairs in conjunction with watermain replacement	RN	20,500.00			
	<b>ROD24012 Total</b>								<b>227,500.00</b>	<b>1,005,500.00</b>	
	<b>ROD24013</b>	Village Road Reconstruction	<b>Village Road</b>	Glen Morris Drive	<b>Oakmount Drive</b>	Construction fees for reconstruction of existing roadway	RP		273,000.00		
						Design fees for reconstruction of existing roadway	RP	64,000.00			
	<b>ROD24013 Total</b>								<b>64,000.00</b>	<b>273,000.00</b>	
	<b>ROD24014</b>	York St Re-construction	<b>York Street</b>	Welland Avenue	<b>Carlton Street</b>	Design fees for reconstruction of existing roadway	RP	480,000.00			
	<b>ROD24014 Total</b>								<b>480,000.00</b>		
	<b>ROD24015</b>	Merritt Street Road Resurfacing & Narrowing	<b>Merritt Street</b>	Glendale Avenue	<b>Townline Road W</b>	Design fees for replacement of full depth asphalt, concrete base repairs and spot curb repairs along full length of road & narrowing of road at Ball Ave	RN	265,000.00			
	<b>ROD24015 Total</b>								<b>265,000.00</b>		

Department Group	Project ID	Project Name	Street Name	From (starting point on street)	To (ending point on street)	Project Details	Project Type	2024	2025	2026	
Roads	ROD24016	Port Weller East Access	-	-	-	Design and Construction funds to complete the preferred option of the EA	E	350,000.00			
	<b>ROD24016 Total</b>								<b>350,000.00</b>		
	ROD25004	Street Lights	various	(blank)		Address various deficiencies in existing City street light system	RN		105,000.00		
	<b>ROD25004 Total</b>									<b>105,000.00</b>	
	ROD25008	Castlewood/Riverview Re-Construction	Castlewood Street	Riverview Blvd	Windermere Blvd	Design fees for reconstruction of existing roadway	RP		48,300.00		
				Riverview Blvd	Castlewood Street		Windermere Blvd	- RP		349,125.00	
	<b>ROD25008 Total</b>									<b>397,425.00</b>	
	ROD25009	First Street Louth Road improvements (R1)	First Street	CNR	Ridley Road	Urbanization and widening of road in conjunction with new development	E			3,008,171.00	
							E		505,575.00		
	<b>ROD25009 Total</b>								<b>505,575.00</b>	<b>3,008,171.00</b>	
ROD25010	Geneva St Reconstruction	Geneva Street	Church Street	Welland Avenue	Design fees for reconstruction of existing roadway	RP		178,500.00			
<b>ROD25010 Total</b>									<b>178,500.00</b>		
ROD25012	Tasker St Reconstruction	Tasker Street	Seneca Street	Welland Avenue	Design fees for reconstruction of existing roadway	RP		99,750.00			
<b>ROD25012 Total</b>									<b>99,750.00</b>		
ROD24017	Traffic Signals (including pedestrian crossings)	-	-	-		- RP	70,000.00	418,250.00	470,875.00		

RP = Replacement, RN = Renewal, E = Expansion, NI = Non Infrastructure Solution, M = Maintenance, D = Disposal

Department Group	Project ID	Project Name	Street Name	From (starting point on street)	To (ending point on street)	Project Details	Project Type	2024	2025	2026	
Roads	<b>ROD24017</b>								<b>70,000.00</b>	<b>418,250.00</b>	<b>470,875.00</b>
	<b>ROD24017 Total</b>										
		<b>ROD25014</b>	2025 Resurfacing Program	<b>To be determined</b>	(blank)		Annual - priority location(s) to be determined	RN		2,656,900.00	
	<b>ROD25014 Total</b>									<b>2,656,900.00</b>	
		<b>ROD26003</b>	Street Lights	<b>various</b>	(blank)		Address various deficiencies in existing City street light system	RN			110,250.00
	<b>ROD26003 Total</b>										<b>110,250.00</b>
		<b>ROD26004</b>	Priority Road Program	<b>To be determined</b>	(blank)		Annual - priority location(s) to be determined	RN			539,840.00
	<b>ROD26004 Total</b>										<b>539,840.00</b>
		<b>ROD26005</b>	St. Paul Crescent Watermain Replacement	<b>St Paul Cres</b>	94 m south of Newton Street	<b>Pelham Road</b>	Full depth asphalt replacement with spot curb repairs in conjunction of watermain replacement	RN			377,055.00
					Pelham Road	<b>St Paul Street</b>	Resurfacing and spot curb repairs in conjunction with watermain replacement	RN			95,918.00
	<b>ROD26005 Total</b>										<b>472,973.00</b>
	<b>Grand Total</b>								<b>12,749,800.00</b>	<b>12,127,325.00</b>	<b>9,431,447.00</b>

\*Additional notes The roads resurfacing program is prioritized on an annual basis. For 2024 the current priority resurfacing areas are as follows, however may be reprioritized depending on urgency.

Location	From	To	Details
Third Street	North Service Road	Approx 55 m south of South Service Road	Mill and resurface existing semi-urban roadway in conjunction with MTO QEW resurfacing
Henley Drive	Ontario Street	Gladman Avenue	Resurfacing of existing roadway & spot curb repairs in conjunction with MTO QEW resurfacing

RP = Replacement, RN = Renewal, E = Expansion, NI = Non Infrastructure Solution, M = Maintenance, D = Disposal

Department Group	Project ID	Project Name	Street Name	From (starting point on street)	To (ending point on street)	Project Details	Project Type	2024	2025	2026
			Meadowvale Road	Ontario Street	East leg of St. Helena Street	Spot curb repairs and replace asphalt road surface in conjunction with MTO QEW resurfacing				
			Maywood Ave	Approx 230 m north of Hiscott Street	Scott Street West					
			Mohawk Dr	Approx 210 m east of Scott Street West	Thorndale Avenue					
			Dunlop Dr	Approx 425 m east of Lake Street	Carlton Street					
			North Service Road	Approx 255 m west of Geneva Street	Geneva Street					
			St Paul Street	William Street	Queen Street	Resurfacing of existing roadway & spot curb repairs				
			St Paul Street	Queen Street	James Street	Spot curb repairs and replace asphalt road surface				
			Forester Street	Scott Street	Linwell Road	Full depth asphalt replacement				
			Overholt Street	Geneva Street	Sherman Drive					
			Eastchester Ave E	Dieppe Road	Cushman Road	Mill and resurface existing semi-urban roadway				
			Other locations to be determined			Annual - priority location(s) to be determined				

Department Group	Project ID	Project Name	Street Name	From (starting point on street)	To (ending point on street)	Project Details	Project Type	2024	2025	2026	
Sidewalks and Walkways & Multi Use Pathways	P18-061	Gale Crescent road and underground improvements	Gale Cres	Geneva Street	Oakdale Avenue	priority new sidewalks on south side where identified by EA	E		157,500.00		
						Sidewalk replacement in conjunction with road reconstruction	RP		157,500.00		
	<b>P18-061 Total</b>								<b>315,000.00</b>		
	P21-004	Forest Hill / Hillcrest / Rockcliffe Underground Improvements	1. Hillcrest Ave / 2. Forest Hill Rd / 3. Rockcliffe Rd	1. Rockcliffe Rd / 2. Hillcrest Ave / 3. Hillcrest Ave	1. South End / 2. South Dr / 3. Highland Ave		RN,E	295,000.00			
	<b>P21-004 Total</b>								<b>295,000.00</b>		
	P22-061	James Street	James Street	King Street	Church Street	Additional construction funding for existing sidewalk replacement as identified by EA and in conjunction with road reconstruction	RP		222,600.00		
	<b>P22-061 Total</b>								<b>222,600.00</b>		
	P23-062	Facer Street road and underground improvements	Facer Street	Grantham Avenue	Niagara Street	Sidewalk replacement in conjunction with road reconstruction	RP			336,263.00	
	<b>P23-062 Total</b>									<b>336,263.00</b>	
	P23-068	Active Transportation Priorities	Halene Court Pedestrian Bridge (P041S)	East of Cherie Road between Cindy Dr and Lake Ontario			Additional funds for construction of replacement of existing pedestrian bridge	RP		134,400.00	
Engineering services for replacement of existing pedestrian bridge							RP	144,000.00			
							-	RP	144,000.00	134,400.00	
								RP	824,000.00		
<b>P23-068 Total</b>								<b>1,112,000.00</b>	<b>268,800.00</b>		
RN Glendale	Region - Glendale Avenue RR89 improvements	Glendale Avenue	Welland Canal	Homer Road	City's share of costs for new multi use trail, south side in conjunction with Regional Road road resurfacing & bridges rehabilitation	E	490,000.00				

Department Group	Project ID	Project Name	Street Name	From (starting point on street)	To (ending point on street)	Project Details	Project Type	2024	2025	2026
Sidewalks and Walkways & Multit Use Pathways	<b>RN Glendale Total</b>							<b>490,000.00</b>		
	<b>RNxx-LTH</b>	Region - Louth Street (RR72) Reconstruction	<b>Louth Street</b>	St Paul Street	<b>Crestcombe Road</b>	City's share of existing sidewalk upgrade to 1.5m wide minimum.	RP		180,600.00	
						several new sidewalk sections on both sides including railway crossing	E		235,200.00	
	<b>RNxx-LTH Total</b>								<b>415,800.00</b>	
	<b>RNxx-MAR</b>	Region - Martindale Road JR Stock Bridge at Richardson Creek	<b>Martindale Road</b>	(blank)		Cost Sharing with Full bridge and embankment replacement	RP	150,000.00		
	<b>RNxx-MAR Total</b>								<b>150,000.00</b>	
	<b>RNxx-NIA</b>	Region - Niagara Street (RR48) Reconstruction	<b>Niagara Street</b>	Carlton Street	<b>Scott Street</b>	Includes culvert extension over Walkers Creek or Pedestrian bridge (P052S) replacement	RP			589,838.00
	<b>RNxx-NIA Total</b>									<b>589,838.00</b>
	<b>RNxx-ONT2</b>	Region - Ontario Street (RR42) - south of QEW	<b>Ontario Street</b>	Queen Elizabeth Way	<b>Carlton Street</b>	Replace existing sidewalks where required to meet current width standards	RP		256,200.00	
	<b>RNxx-ONT2 Total</b>								<b>256,200.00</b>	
	<b>ROD24001</b>	2024 Sidewalk Replacement Program	<b>various</b>	(blank)		Annual - priority location(s) to be determined	RP	360,000.00		
	<b>ROD24001 Total</b>								<b>360,000.00</b>	
	<b>ROD24002</b>	2024 Walkway Improvements	<b>various</b>	(blank)		Annual walkway repair program locations to be determined	RP	50,000.00		
	<b>ROD24002 Total</b>								<b>50,000.00</b>	
<b>ROD24003</b>	New Sidewalk installation Program	<b>To be determined</b>	(blank)		Annual - priority location(s) to be determined	E	135,000.00			

Department Group	Project ID	Project Name	Street Name	From (starting point on street)	To (ending point on street)	Project Details	Project Type	2024	2025	2026	
Sidewalks and Walkways & Multit Use Pathways	<b>ROD24003 Total</b>								<b>135,000.00</b>		
	<b>ROD24004</b>	Active Transportation Priorities	various	(blank)		Annual - priority location(s) to be determined, implementation of Active Transportation Master Plan incl signed routes, paved shoulders, bike lanes and multiuse trails	E	135,663.00			
	<b>ROD24004 Total</b>								<b>135,663.00</b>		
	<b>ROD24005</b>	Active Transportation	various	(blank)		Annual - priority location(s) to be determined	E	250,000.00	262,500.00	275,625.00	
	<b>ROD24005 Total</b>								<b>250,000.00</b>	<b>262,500.00</b>	<b>275,625.00</b>
	<b>ROD24006</b>	Lloyd Street Re-Construction	Lloyd Street	St Paul Street	Rykert Street	Sidewalk replacement in conjunction with road works.	RP	175,000.00			
	<b>ROD24006 Total</b>								<b>175,000.00</b>		
	<b>ROD24007</b>	RR 38 Martindale Road, JR Stork Bridge Replacement	Martindale Road	Richardson Creek		City share of Regional bridge, 2.4m wide sidewalk on bridge structure	RP	180,000.00			
	<b>ROD24007 Total</b>								<b>180,000.00</b>		
	<b>ROD24008</b>	Glen Morris Dr Slope Repair	Glen Morris Drive	85 m east of Village Road		Remediation of slope failure	M	120,000.00			
	<b>ROD24008 Total</b>								<b>120,000.00</b>		
	<b>ROD25001</b>	2025 Sidewalk Replacement Program	various	(blank)		Annual - priority location(s) to be determined	RP		378,000.00		
	<b>ROD25001 Total</b>									<b>378,000.00</b>	
	<b>ROD25002</b>	2025 Walkway Improvements	various	(blank)		Annual walkway repair program locations to be determined	RP		52,500.00		
<b>ROD25002 Total</b>									<b>52,500.00</b>		

Department Group	Project ID	Project Name	Street Name	From (starting point on street)	To (ending point on street)	Project Details	Project Type	2024	2025	2026
Sidewalks and Walkways & Multi-Use Pathways	ROD25003	New Sidewalk installation Program	To be determined	(blank)		Annual - priority location(s) to be determined	E		157,500.00	
	ROD25003 Total								157,500.00	
	ROD25004	2025 Sidewalk Replacement Program	various	(blank)		Sidewalk repairs in conjunction with road and underground works. Locations to be determined during design.	RP		174,692.00	
	ROD25004 Total								174,692.00	
	ROD25005	Active Transportation Priorities	various	(blank)		Annual - priority location(s) to be determined, implementation of Active Transportation Master Plan incl signed routes, paved shoulders, bike lanes and multiuse trails	E		705,246.00	817,683.00
	ROD25005 Total								705,246.00	817,683.00
	ROD25006	Oakdale Ave Roadworks	Oakdale Avenue	Hickory Street	Smythe Street	Construction fees for repairs to existing sidewalks in conjunction with road and underground works	RN		183,750.00	
						Construction fees for the installation of new sidewalks in conjunction with road and underground works	E		105,000.00	
	ROD25006 Total								288,750.00	
	ROD25007	QEW Syway Twinning	Dieppe Road	Neilson Avenue	Bunting Road	New sidewalk in conjunction with MTO work.	E		288,750.00	
	ROD25007 Total								288,750.00	
	ROD26001	2026 Sidewalk Replacement Program	various	(blank)		Annual - priority location(s) to be determined	RP			110,250.00
ROD26001 Total									110,250.00	
ROD26002	2026 Walkway Improvements	various	(blank)		Annual walkway repair program locations to be determined	RP			57,330.00	
ROD26002 Total									57,330.00	



Department Group	Project ID	Project Name	Street Name	From (starting point on street)	To (ending point on street)	Project Details	Project Type	2024	2025	2026
<b>Grand Total</b>								<b>3,452,663.00</b>	<b>3,786,338.00</b>	<b>2,186,989.00</b>

RP = Replacement, RN = Renewal, E = Expansion, NI = Non Infrastructure Solution, M = Maintenance, D = Disposal



## Stormwater (Storm Sewer Collection system including Sewer Separation) (Schedule D)

The City of St. Catharines is committed to providing effective, sustainable, and reliable drainage of stormwater to both protect and benefit the community and environment.

Provided by:

405 kilometres of Storm Sewers

31 Oil & Grit Separators

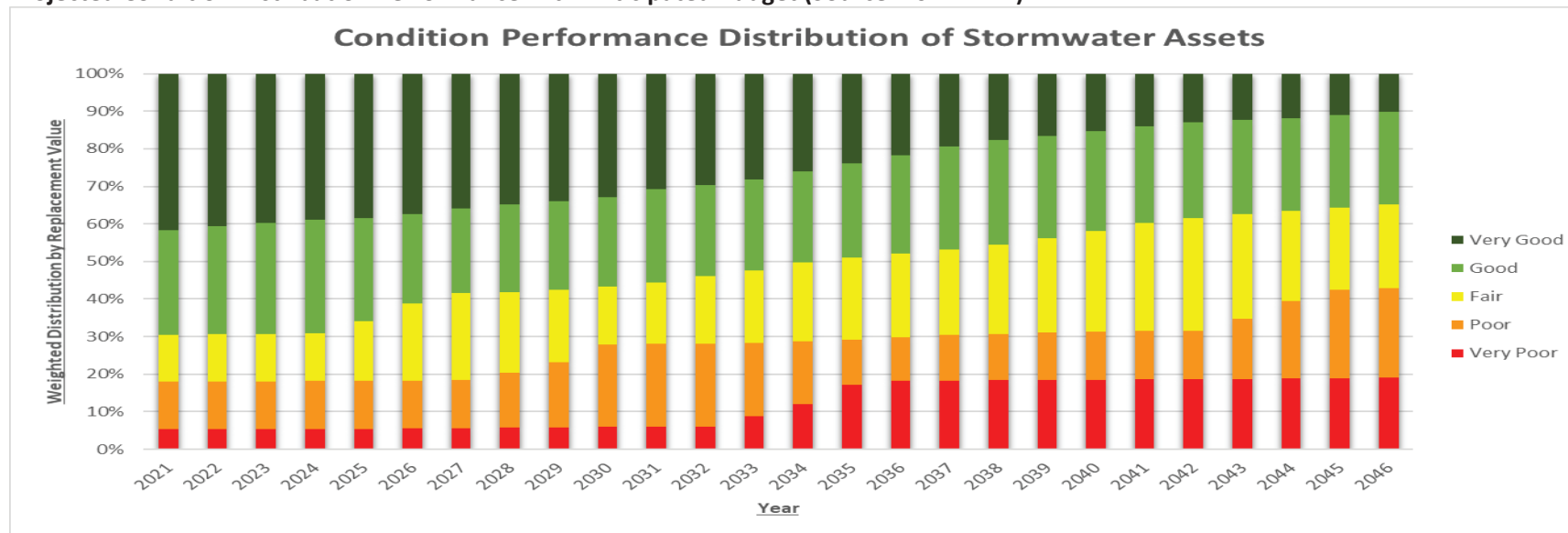
1 constructed wetland and several natural and manmade ponds and open drainage channels

### Value and Condition (As provided in the 2021 Corporate AMP for Core Assets)

Total replacement value: \$1.1 billion

Current backlog of work: \$ 148 million

### Projected Condition Distribution Performance with Anticipated Budget (Source: 2021 AMP)



Unlike sanitary and combined sewers, storm sewers have not been inspected historically and as a result, it has been more difficult to assess their condition. A City-wide Zoom

camera inspection of all the sewer systems, including storm sewers, started in August 2017 which is now complete. Results from the zoom camera inspection have helped develop a

baseline of sewer conditions. The zoom camera inspection also has helped in targeting sewer sections for further detailed investigations such as CCTV (Closed Circuit TV) camera inspections. Zoom camera inspections followed by CCTV inspections of sewers guide the decisions to rehabilitate or replace sewers independently or in conjunction with other infrastructure projects.

### **Current Strategy**

**Renewal and Replacement:** Rehabilitation of storm sewers is intended to ensure an adequate level of service and to reduce the likelihood of flooding in areas adjacent to the storm sewers. Deficiencies in the storm sewer system include blockages from damaged pipe sections, silt or debris accumulation and root infiltration. These restrict capacity and may lead to flooding during periods of high flow. Deficiencies also include other physical attributes of the sewers and expected consequences such as a structurally deteriorated sewer section that is still functioning but on the verge of collapsing.

**Non- infrastructure Solutions:** Tools such as zoom camera inspections and CCTV inspections are utilized to gauge the condition of sewers and to implement suitable maintenance, rehabilitation, or replacement strategies at appropriate times. These tools/methods also help in prioritizing needed works to match available budgets. Hydraulic and hydrologic modelling and studies monitor system capacity requirements.

**Expansion of Services:** Expansion of the network may be undertaken to support growth and development or to meet demands of users.

New storm sewers are installed in areas with combined sewers to divert stormwater drainage away from sanitary drainage. This practice is called sewer separation and is recommended in the Pollution Control Plan. Storm water is then conveyed to a storm water outfall for discharge directly into the environment. This reduces the risk of basement

flooding by the pre-existing combined sewer, improves environmental outcomes and reduces the volume of flows which are treated at a wastewater treatment plant.

In some cases, additional features such as oil-grit separators or stormwater ponds may be added to storm sewer systems to increase the water quality of stormwater discharges to the environment.

Construction of new assets will have a direct impact on the operation and maintenance budget. The full extent of the impacts will be dependent on the design and level of services provided.

### **Highlights**

- Design budget for storm sewers on Village Road, Glendale Avenue, Dexter Street, Richelieu Drive and Old Oxford Road
- Additional funds for storm sewer works on Terry Lane, New Access Road from Ridley Road to the Train Station, Gale Crescent, Princess, Forest Hill, Rockcliffe Avenue, Hillcrest Avenue, Greenmeadow Court, Mitchell Street, James Street, Parnell Road, Brimley Crescent, Facer Street, Eleanordale Circle, Tavistock Road, Rochelle Drive, Viking Drive
- Budget for construction of storm sewers or sewer repairs on Castlewood Street, Glen Morris Drive, Lloyd Street, Castlewood Street, Glendale Avenue, Oakdale Avenue, Village Road, Dexter Street, Niagara Street, Old Oxford Road and Richelieu Drive
- City wide CCTV program, catchbasin and lead repair program and a spot repair program.
- Coordination with the Region for RR72 Louth Street, RR42 Ontario Street

Department Group	Project ID	Project Name	Street Name	From (starting point on street)	To (ending point on street)	Project Details	Project Type	2024	2025	2026	
Storm Sewer Collection Systems	P17-068	Terry Lane Reconstruction	Terry Lane	Graham Avenue	Shelley Avenue	New storm sewer in conjunction with watermain and road work.	E	100,000.00			
	<b>P17-068 Total</b>								<b>100,000.00</b>		
	P18-061	Gale Crescent road and underground improvements	Gale Cres	Geneva Street	Oakdale Avenue	Construction storm	RP		1,328,250.00		
	<b>P18-061 Total</b>									<b>1,328,250.00</b>	
	P20-065	New Access Road	New Access Road	Ridley Road	Train Station	Installation of storm infrastructure along new road to train station	E	134,000.00			
	<b>P20-065 Total</b>								<b>134,000.00</b>		
	P21-001	Princess / Westchester Underground Improvements	Princess Street	Westchester Cres	Melbourne Avenue	Installation of new storm sewer in conjunction with watermain replacement.	E	380,000.00			
	<b>P21-001 Total</b>								<b>380,000.00</b>		
	P21-004	Forest Hill / Hillcrest / Rockcliffe Underground Improvements	1. Forest Hill Rd. / 2. Rockcliffe Rd.	1. Hillcrest Ave. / 2. Glenridge Ave.	1. South Dr / 2. Highland Ave		E	1,090,000.00			
	<b>P21-004 Total</b>								<b>1,090,000.00</b>		
	P21-062	Eleanordale/Helm/Rochelle/Tavistock/Viking	1. Eleanordale Circle / 2. Helm St. / 3. Rochelle Dr. / 4. Tavistock Rd. / 5. Viking Dr.	1. Tavistock Rd. / 2. Viking Drive / 3. Tavistock Rd / 4. Rochelle Dr. / 5. Helm St.	1. End / 2. Bunting Rd / 3. 70m S of Goldsmith Ave / 4. Scott St / 5. End	Storm sewer repairs	E		225,000.00		
	<b>P21-062 Total</b>									<b>225,000.00</b>	
	P21-101	Greenmeadow / Wood Underground Improvements	1. Greenmeadow Cres. / 2. Woods St.	1. Wood St. / 2. Geneva St.	1. End / 2. Carlton St.	New storm sewer in conjunction with watermain and road work.	RP	687,000.00			
	<b>P21-101 Total</b>								<b>687,000.00</b>		

Department Group	Project ID	Project Name	Street Name	From (starting point on street)	To (ending point on street)	Project Details	Project Type	2024	2025	2026
Storm Sewer Collection Systems	P22-001	Mitchell / Morgan / Richmond	1. Mitchell St. / 2. Morgan St. / 3. Richmond Ave.	1. Eastchester ave. / 2. Mitchell St. / 3. Queenston St.	1. North End / 2. Richmond Ave / 3. 140m north of Morgan St	New storm sewer installation in conjunction with watermain replacement and road works	E		1,068,900.00	
	<b>P22-001 Total</b>								<b>1,068,900.00</b>	
	P22-061	James Street	James Street	King Street	Church Street		RP		84,000.00	
	<b>P22-061 Total</b>								<b>84,000.00</b>	
	P22-063	Parnell Road Reconstruction	Parnell Road	Cartier Drive	Niagara Street	Replacement of the storm sewer in conjunction with road, culvert, watermain and sanitary sewer works.	RP		777,000.00	
	<b>P22-063 Total</b>								<b>777,000.00</b>	
	P23-061	Brimley Crescent Road Rehabilitation & Underground Improvements	Brimley Cres	Gaywood Drive	Cul-de-sac	Replacement of storm sewer sections in conjunction with watermain replacement	RP	378,450.00		
	<b>P23-061 Total</b>								<b>378,450.00</b>	
	P23-062	Facer Street road and underground improvements	Facer Street	Grantham Avenue	Niagara Street		RP			543,175.00
	<b>P23-062 Total</b>									<b>543,175.00</b>
RNxx-LTH	Region - Louth Street (RR72) Reconstruction	Louth Street	St Paul Street	Crestcombe Road	City share of new storm sewers (possible sections) in conjunction with Regional road reconstruction	RN		434,548.00		
<b>RNxx-LTH Total</b>								<b>434,548.00</b>		
RNxx-NIA	Region - Niagara Street (RR48) Reconstruction	Niagara Street	Carlton Street	Scott Street	Funds for storm Sewer Replacement in conjunction with Regional Road Reconstruction	RP			1,096,712.00	
<b>RNxx-NIA Total</b>									<b>1,096,712.00</b>	
RNxx-ONT	Region - Ontario Street (RR42) Reconstruction	Ontario Street	Linwell Road	Lakeshore Road	Rehabilitate existing storm sewers in conjunction with Region's road urbanization	RN	704,000.00			

Department Group	Project ID	Project Name	Street Name	From (starting point on street)	To (ending point on street)	Project Details	Project Type	2024	2025	2026	
Storm Sewer Collection Systems	<b>RNxx-ONT Total</b>								<b>704,000.00</b>		
	<b>STM24002</b>	Design for next years projects	<b>Citywide</b>	(blank)		Engineering services for future storm drainage system projects as required	NI	20,000.00	52,500.00	55,125.00	
	<b>STM24002 Total</b>								<b>20,000.00</b>	<b>52,500.00</b>	<b>55,125.00</b>
	<b>STM24003</b>	Glen Morris Dr Slope Repair	<b>Glen Morris Drive</b>	85 m east of Village Road		Replacement of storm sewer in conjunction with repair of slope failure	RP	220,000.00			
	<b>STM24003 Total</b>								<b>220,000.00</b>		
	<b>STM24004</b>	Lloyd Street Re-Construction	<b>Lloyd Street</b>	St Paul Street	<b>Rykert Street</b>	Slope has failed and has impacting sidewalk and guiderail now delays could impact more infrastructure	RP	88,000.00			
	<b>STM24004 Total</b>								<b>88,000.00</b>		
	<b>STM24005</b>	Sewer CCTV Inspections	<b>Citywide</b>	(blank)		CCTV sewer inspections for condition assessment of existing storm sewers including large diameter pipes	NI	4,800.00	105,000.00	110,250.00	
	<b>STM24005 Total</b>								<b>4,800.00</b>	<b>105,000.00</b>	<b>110,250.00</b>
	<b>STM24006</b>	Village Road Reconstruction	<b>Village Road</b>	Glen Morris Drive	<b>Oakmount Drive</b>	Construction fees for storm sewer replacement in conjunction with road reconstruction	RP		52,658.00		
						Design fees for storm sewer replacement in conjunction with road reconstruction	RP	8,850.00			
	<b>STM24006 Total</b>								<b>8,850.00</b>	<b>52,658.00</b>	
	<b>STM25004</b>	Castlewood/Riverview Re-Construction	<b>Castlewood Street</b>	Riverview Blvd	<b>Windermere Blvd</b>	Construction fees CB's replacements in conjunction with road reconstruction	RP		14,249.00		
	<b>STM25004 Total</b>									<b>14,249.00</b>	
<b>STM25005</b>	Catch Basins and Storm Service Installations	<b>Citywide</b>	(blank)		Installation of catch basins, catch basin leads and storm laterals to alleviate isolated surface flooding	RP		157,500.00	165,375.00		

Department Group	Project ID	Project Name	Street Name	From (starting point on street)	To (ending point on street)	Project Details	Project Type	2024	2025	2026	
Storm Sewer Collection Systems	<b>STM25005 Total</b>								<b>157,500.00</b>	<b>165,375.00</b>	
	<b>STM25006</b>	Glendale Avenue Watermain Replacement	<b>Glendale Avenue</b>	Riverview Blvd	<b>Glenridge Avenue</b>	construction fees to replace deficient storm sewer	RP		262,060.00		
						design fees to replace deficient storm sewer	RP		46,246.00		
	<b>STM25006 Total</b>								<b>308,306.00</b>		
	<b>STM25007</b>	Oakdale Ave Roadworks	<b>Oakdale Avenue</b>	Hickory Street	<b>Smythe Street</b>	Construction fees for cb replacement in conjunction with road reconstruction	RP		42,746.00		
	<b>STM25007 Total</b>								<b>42,746.00</b>		
	<b>STM25008</b>	Storm Sewer Improvement Program & Combined Sewer Separations	<b>Citywide</b>	(blank)		Annual - priority location(s) to be determined	E		1,421,722.00	2,233,930.00	
	<b>STM25008 Total</b>								<b>1,421,722.00</b>	<b>2,233,930.00</b>	
	<b>STM25009</b>	Storm Sewer Spot Repairs	<b>Citywide</b>	(blank)		Spot repairs of storm sewers at Various locations as necessary	RP		105,000.00	110,250.00	
	<b>STM25009 Total</b>								<b>105,000.00</b>	<b>110,250.00</b>	
<b>STM25010</b>	Niagara/Old Oxford/Richelieu	<b>Old Oxford Road</b>	Richelieu Drive	<b>Niagara Street</b>	Construction fees to replace deficient storm sewer from from Richelieu to Frmminger - AMP	RP		110,649.00			
					Design fees to replace deficient storm sewer from from Richelieu to Frmminger - AMP	RP		19,562.00			
		<b>Richelieu Drive</b>	Niagara Street	<b>Old Oxford Road</b>	construction fees to replace deficient storm sewer from AMP Pinery to Cedars	RP		123,218.00			
					design fees to replace deficient storm sewer from AMP Pinery to Cedars	RP		21,744.00			
<b>STM25010 Total</b>								<b>275,173.00</b>			



Department Group	Project ID	Project Name	Street Name	From (starting point on street)	To (ending point on street)	Project Details	Project Type	2024	2025	2026
Storm Sewer Collection Systems	STM26001	Dexter/Henrietta/Lisgar/Morris	Dexter Street	Ridley Road	St Paul Street	Construction fees for new storm sewer replacements in conjunction with watermain replacement as per AMP	RP			380,955.00
						Design fees for new storm sewer replacements in conjunction with watermain replacement as per AMP	RP			67,227.00
<b>STM26001 Total</b>										<b>448,182.00</b>
<b>Grand Total</b>								<b>3,815,100.00</b>	<b>6,452,552.00</b>	<b>4,762,999.00</b>



## Wastewater (Sanitary Sewers and Pollution Control Plan) (Schedules E & F)

The City of St. Catharines is committed to providing sustainable and reliable collection and conveyance of wastewater that avoids basement flooding and environmental impacts.

Provided by:

568 kilometres of wastewater sewers

9 Wastewater Storage Facilities

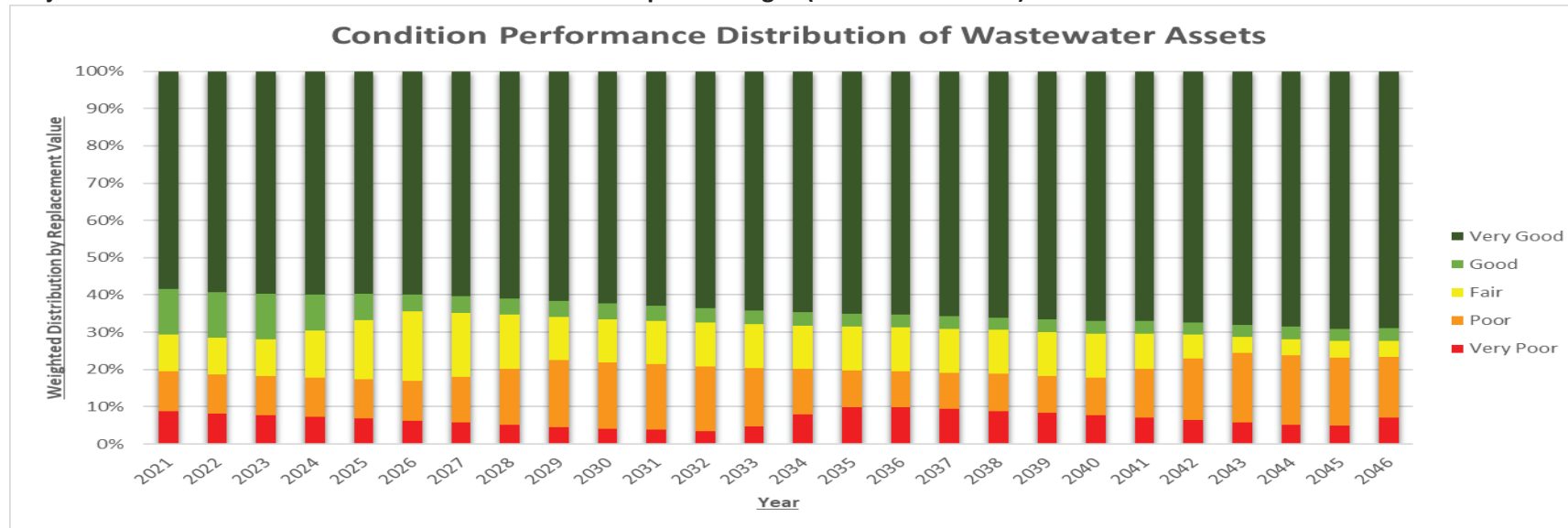
1 Wastewater Pump Station

**Value and Condition** (As provided in the 2021 Corporate AMP for Core Assets)

Total replacement value: \$1.9 billion

Current backlog of work: \$184 million

### Projected Condition Distribution Performance with Anticipated Budget (Source: 2021 AMP)



The Wastewater system includes the City’s sanitary sewers, combined sewers and partially separated combined sewers and associated sewage storage facilities. Combined sewers convey both sanitary sewage and stormwater within one pipe and are a legacy of pre1960’s construction.

A City-wide Zoom camera inspection of the sewer systems started in August 2017 which is now complete. Results from the zoom camera inspection have helped develop a baseline of sewer conditions. The zoom camera inspection also has helped in targeting sewer sections for further detailed investigations such as CCTV (Closed Circuit TV) camera inspections.

Zoom camera inspections followed by CCTV inspections of sewers guide the decisions to rehabilitate or replace sewers independently or in conjunction with other infrastructure projects.

### 2024-26 Highlights

- Design budget for sanitary sewers on Riverview Boulevard, Geneva Street, Glendale Avenue, Lloyd Street, Oakdale Avenue, St. Paul Crescent, Tasker Street, York Street, Niagara Street, Old Oxford Road and Richelieu Drive.
- Additional funds for sanitary sewer works on Foresthill Road, Hillcrest Avenue and Rockcliffe Road
- Budget for construction of sanitary sewers or sewer repairs on Gale Crescent, Westchester Crescent, Mitchell Street, Morgan Street, Richmond Avenue, James Street, Parnell Road, Turner Crescent, Brimley Crescent, Facer Street, Glendale Avenue, Lloyd Street, Oakdale Avenue, Eleanordale Circle, Tavistock Road, Viking Drive and Rochelle Drive, St. Paul Crescent, Niagara Street, Old Oxford Road, Richelieu Drive, Alpine Street, Violet Street, Alpine Street and Carlton Street.
- A study to determine inflow sources, city wide sewer flushing and reaming program, sewer lining program, City wide CCTV program, and a Sewershed Capacity analysis
- Coordination with the Region for RR72 Louth Street, RR42 Ontario Street
- Design and construction funds to implement wet weather control initiatives as recommended in the City's Pollution Control Plan

### Current Strategy

In 2019, Council approved a 10 - Year Financial Plan for Water and Wastewater (The Water/Wastewater Plan). The Plan includes year over year increases for investment in capital infrastructure, which will reduce the funding gap for this asset class. As a result of the financial and operational challenges facing the City caused by COVID19, the budget and forecast years shown in Table 1 reflect a reallocation of the investment in Sanitary Sewer Collection Systems and Pollution Control. Increases in spending in the years of 2024 through 2026 result in approximately the similar net investment in infrastructure, over the next 6 years. A Pollution Control Plan guides the City's efforts to meet provincial guidelines for the discharge of combined sewage to the natural environment

**Renewal and Replacement:** Deficiencies in the sewer system include blockages from collapsed pipe sections, grease accumulation and severe root infiltration, which restricts capacity and may lead to backup during periods of high flow. Deficiencies also include apparent physical condition of the sewers and expected consequences such as a structurally deteriorated sewer section that is still functioning but on the verge of collapsing. Rehabilitation of these sewers is intended to ensure an adequate level of service and to reduce the likelihood of basement flooding in adjacent and upstream areas of the sewer system.

Table 1

Year	Plan (\$000)	Proposed (\$000)	Change (\$000)
2021	5,362	4,762	(600)
2022	5,959	2,884	(3,075)
2023	6,562	6,087	(475)
2024	7,173	9,406	2,233
2025	7,797	8,809	1,012
2026	8,433	9,596	1,163
Total	41,286	41,544	258

**Non-infrastructure Solutions:** Tools such as zoom camera inspections and CCTV inspections are utilized to gauge the condition of sewers and to implement suitable maintenance, rehabilitation, or replacement strategies at appropriate times. These tools/methods also help in prioritizing needed works to match available budgets. Hydraulic studies and modelling in house and by third party consultants are completed to evaluate system capacity.

**Expansion of Services:** Expansion of the network may be undertaken to support growth and development or to meet demands of users. Pollution Control (Schedule F) includes \$250,000 for implementation of recommendations of a pending Pollution Control Plan Update.

Department Group	Project ID	Project Name	Street Name	From (starting point on street)	To (ending point on street)	Project Details	Project Type	2024	2025	2026	
Sanitary Sewer Collection System	P18-061	Gale Crescent road and underground improvements	Gale Cres	Geneva Street	Oakdale Avenue	Construction for sanitary	RP		939,750.00		
	<b>P18-061 Total</b>								<b>939,750.00</b>		
	P21-001	Princess / Westchester Underground Improvements	1. Westchester Cres. / 2.Princess St.	1. Argyle Cres. / 2. Westchester Cres.	1.Collier st. / 2.Melbourne Ave	Replacement of sanitary sewer section in conjunction with watermain replacement	RP	1,340,000.00			
	<b>P21-001 Total</b>								<b>1,340,000.00</b>		
	P21-004	Forest Hill / Hillcrest / Rockcliffe Underground Improvements	1. Hillcrest Ave / 2. Forest Hill Rd / 3. Rockcliffe Rd	1. Rockcliffe Rd / 2. Hillcrest Ave / 3. Hillcrest Ave	1. South End / 2. South Dr / 3. Highland Ave	additional funds for construction to address identified deficiencies	RP	2,180,000.00			
	<b>P21-004 Total</b>								<b>2,180,000.00</b>		
	P21-062	Eleanordale / Helm / Rochelle / Tavistock / Viking Road and Underground Improvements	1. Eleanordale Circle / 2. Helm St. / 3. Rochelle Dr. / 4. Tavistock Rd. / 5. Viking Dr.	1. Tavistock Rd. / 2. Viking Drive / 3. Tavistock Rd / 4. Rochelle Dr. / 5. Helm St.	1. End / 2. Bunting Rd / 3. 70m S of Goldsmith Ave / 4. Scott St / 5. End	Sanitary sewer repairs	RP	142,000.00			
	<b>P21-062 Total</b>								<b>142,000.00</b>		
	P22-001	Mitchell / Morgan / Richmond	1. Mitchell St. / 2. Morgan St. / 3. Richmond Ave.	1. Eastchester ave. / 2. Mitchell St. / 3. Queenston St.	1. North End / 2. Richmond Ave / 3. 140m north of Morgan St	Replacement of existing sanitary sewer in conjunction with storm sewer installation and road works	RP	644,920.00			
								Replacement of sanitary sewer in conjunction with watermain replacement and road works	RP	1,400,000.00	
<b>P22-001 Total</b>								<b>2,044,920.00</b>			
P22-061	James Street	James Street	King Street	Church Street		RP		232,050.00			
<b>P22-061 Total</b>								<b>232,050.00</b>			
P22-063	Parnell Road Reconstruction	Parnell Road	Cartier Drive	Niagara Street	Replacement of some sections of the sanitary sewer in conjunction with road, culvert, watermain and storm sewer works.	RP		477,750.00			

Department Group	Project ID	Project Name	Street Name	From (starting point on street)	To (ending point on street)	Project Details	Project Type	2024	2025	2026	
Sanitary Sewer Collection System	<b>P22-063 Total</b>									<b>477,750.00</b>	
	<b>P23-001</b>	Phelps/Turner/Smythe	<b>1. Smythe St. / 2. Ellis Ave.</b>	1. Ellis Ave. / 2. Ellis Ave.	<b>1. 25m West / 2. Turner Cres</b>	Installation of a new sewer section in conjunction with works for new development	RN	130,000.00			
	<b>P23-001 Total</b>								<b>130,000.00</b>		
	<b>P23-061</b>	Brimley Crescent Road Rehabilitation & Underground Improvements	<b>Brimley Cres</b>	Gaywood Drive	<b>Cul-de-sac</b>	Replacement of sanitary sewer section in conjunction with watermain replacement	RP	40,000.00			
	<b>P23-061 Total</b>								<b>40,000.00</b>		
	<b>P23-062</b>	Facer Street road and underground improvements	<b>Facer Street</b>	Grantham Avenue	<b>Niagara Street</b>		RP			631,375.00	
	<b>P23-062 Total</b>										<b>631,375.00</b>
	<b>RNxx-LTH</b>	Region - Louth Street (RR72) Reconstruction	<b>Louth Street</b>	St Paul Street	<b>Crestcombe Road</b>	Replace existing sanitary sewer in conjunction with Regional Road reconstruction	RP		1,606,750.00		
						Replace existing sanitary sewers with identified deficiencies in conjunction with Regional road reconstruction	RP		416,850.00		
	<b>RNxx-LTH Total</b>									<b>2,023,600.00</b>	
	<b>RNxx-NIA</b>	Region - Niagara Street (RR48) Reconstruction	<b>Niagara Street</b>	Carlton Street	<b>Scott Street</b>	Additional funds for Sanitary Sewer Replacement in conjunction with Regional Road Reconstruction	RP			1,433,250.00	
	<b>RNxx-NIA Total</b>										<b>1,433,250.00</b>
	<b>RNxx-ONT</b>	Region - Ontario Street (RR42) Reconstruction	<b>Ontario Street</b>	Linwell Road	<b>Lakeshore Road</b>	repair existing in conjunction with Region's roadworks	RP	245,000.00			
	<b>RNxx-ONT Total</b>								<b>245,000.00</b>		
<b>SAN24001</b>	Extraneous Flow Elimination	<b>Citywide</b>		-	Study to determine sources of inflow and infiltration into sanitary sewer system	NI	50,000.00	52,500.00	50,000.00		

Department Group	Project ID	Project Name	Street Name	From (starting point on street)	To (ending point on street)	Project Details	Project Type	2024	2025	2026	
Sanitary Sewer Collection System	<b>SAN24001 Total</b>							<b>50,000.00</b>	<b>52,500.00</b>	<b>50,000.00</b>	
	<b>SAN24002</b>	Design for next years projects	<b>Citywide</b>	(blank)		Engineering services for future sanitary collection system projects as required	NI	50,000.00	52,500.00	50,000.00	
	<b>SAN24002 Total</b>							<b>50,000.00</b>	<b>52,500.00</b>	<b>50,000.00</b>	
	<b>SAN24003</b>	Lloyd Street Re-Construction	<b>Lloyd Street</b>	St Paul Street	<b>Rykert Street</b>	Construction Fees for Sanitary Sewers	RP	1,234,056.00			
						Design fees for sanitary sewer	RP	217,775.00			
	<b>SAN24003 Total</b>							<b>1,451,831.00</b>			
	<b>SAN24004</b>	Oakdale Ave Roadworks	<b>Oakdale Avenue</b>	Hickory Street	<b>Smythe Street</b>	Construction fees for sanitary sewer replacement in conjunction with road reconstruction	RP		15,195.00		
						Design fees for sanitary sewer replacement	RP	2,554.00			
	<b>SAN24004 Total</b>							<b>2,554.00</b>	<b>15,195.00</b>		
	<b>SAN24005</b>	Sanitary Sewer Flushing & Reaming	<b>Citywide</b>	(blank)		Sewer flushing and reaming for physical cleaning of selected sewer sections with operational issues	M	25,000.00	25,000.00	25,000.00	
<b>SAN24005 Total</b>							<b>25,000.00</b>	<b>25,000.00</b>	<b>25,000.00</b>		
<b>SAN24006</b>	Sanitary Sewer Improvement Program	<b>Citywide</b>	(blank)		Annual - priority location(s) to be determined	RP	150,000.00				
<b>SAN24006 Total</b>							<b>150,000.00</b>				
<b>SAN24007</b>	Sanitary Sewer Reaming & Lining	<b>Citywide</b>	(blank)		Sewer lining to address identified deficiencies Citywide	RN	376,100.00	525,000.00	1,653,750.00		
<b>SAN24007 Total</b>							<b>376,100.00</b>	<b>525,000.00</b>	<b>1,653,750.00</b>		

Department Group	Project ID	Project Name	Street Name	From (starting point on street)	To (ending point on street)	Project Details	Project Type	2024	2025	2026
Sanitary Sewer Collection System	SAN24008	Sanitary Sewer Spot Repair Program	Citywide	(blank)		Spot repairs for sanitary sewers as required	M	250,000.00	262,500.00	500,000.00
	<b>SAN24008 Total</b>								<b>250,000.00</b>	<b>262,500.00</b>
	SAN24009	Sewer CCTV Inspections	Citywide	(blank)		CCTV inspections of existing sewers to identify condition and future works	NI	30,000.00	315,000.00	300,000.00
	<b>SAN24009 Total</b>								<b>30,000.00</b>	<b>315,000.00</b>
	SAN24010	Sewershed Analysis	Citywide	(blank)		Engineering services for sewershed capacity analysis as required	NI	10,000.00	10,500.00	11,025.00
	<b>SAN24010 Total</b>								<b>10,000.00</b>	<b>10,500.00</b>
	SAN24011	York St Re-construction	York Street	Welland Avenue	Carlton Street	Design fees for sanitary sewer	RP	889,461.00		
	<b>SAN24011 Total</b>								<b>889,461.00</b>	
	SAN25001	Castlewood/Riverview Re-Construction	1. Castlewood St. / 2. Riverview Blvd.	1. Windermere Rd. / 2. Castlewood St.	1. Riverview Blvd / 2. Windermere Blvd	Design fees for sanitary sewer replacement	RP		50,925.00	
	<b>SAN25001 Total</b>									<b>50,925.00</b>
	SAN25002	Geneva St Reconstruction	Geneva Street	Church Street	Welland Avenue	Design fees for sanitary sewer	RP		132,300.00	
	<b>SAN25002 Total</b>									<b>132,300.00</b>
	SAN25003	Glendale Avenue Watermain Replacement	Glendale Avenue	Riverview Blvd	Glenridge Avenue	construction fees to replace deficient sanitary sewer	RP		1,050,000.00	
						design fees to replace deficient sanitary sewer	RP		189,000.00	
<b>SAN25003 Total</b>									<b>1,239,000.00</b>	



Department Group	Project ID	Project Name	Street Name	From (starting point on street)	To (ending point on street)	Project Details	Project Type	2024	2025	2026	
Sanitary Sewer Collection System	SAN25004	Sanitary Sewer Improvement Program	Citywide	(blank)		Annual - priority location(s) to be determined	RP		845,000.00		
	<b>SAN25004 Total</b>								<b>845,000.00</b>		
	SAN25006	St. Paul Crescent Watermain Replacement		Newton Street	Rodman Hall Drive		- RP			353,188.00	
			St Paul Cres	Hwy 406	Renown Road	construction fees to replace deficient sanitary sewer	RP			55,125.00	
				Newton Street	Rodman Hall Drive	design fees to replace deficient sanitary sewer	RP		47,250.00		
	<b>SAN25006 Total</b>								<b>47,250.00</b>	<b>408,313.00</b>	
	SAN25007	Tasker St Reconstruction	Tasker Street	Seneca Street	Welland Avenue	Design fees for new Sanitary sewer	RP		68,250.00		
	<b>SAN25007 Total</b>								<b>68,250.00</b>		
	SAN25008	Niagara/Old Oxford/Richelieu	Old Oxford Road	Richelieu Drive	Niagara Street	construction fees to replace deficient sanitary sewer	RP		645,750.00		
						design fees to replace deficient sanitary sewer	RP		113,400.00		
		Richelieu Drive	Niagara Street	Old Oxford Road		- RP		19,950.00			
					construction fees to replace deficient sanitary sewer	RP		112,350.00			
<b>SAN25008 Total</b>								<b>891,450.00</b>			
SAN25009	Alpine/Lily/Violett	Alpine Street	Violet Street	Lily Street		- RP		236,250.00			
		Violet Street	Martindale Road	East End	Construction Fees to replace deficient sanitary sewer in conjunction with watermain replacement	RP		367,500.00			

Department Group	Project ID	Project Name	Street Name	From (starting point on street)	To (ending point on street)	Project Details	Project Type	2024	2025	2026	
Sanitary Sewer Collection System	<b>SAN25009 Total</b>								<b>603,750.00</b>		
	<b>SAN26001</b>	Sanitary Sewer Improvement Program		-	-	-	- RP			4,451,381.00	
	<b>SAN26001 Total</b>									<b>4,451,381.00</b>	
	<b>SAN26002</b>	Carlton/Welland	<b>Carlton Street</b>	Duncaster Blvd	<b>Currie Street</b>	Construction fees for new sanitary sewer replacements in conjunction with watermain replacement as per AMP	RP			66,150.00	
						Design fees for new sanitary sewer replacements in conjunction with watermain replacement as per AMP	RP			16,538.00	
	<b>SAN26002 Total</b>										<b>82,688.00</b>
	<b>Grand Total</b>								<b>9,406,866.00</b>	<b>8,809,270.00</b>	<b>9,596,782.00</b>

Department Group	Project ID	Project Name	Street Name	From (starting point on street)	To (ending point on street)	Project Details	Project Type	2024	2025	2026
Pollution Control	POL24001	Pollution Control Priority Program	Citywide	(blank)		Implement Pollution Control Plan initiatives to reduce combined sewer overflows	E	1,000,000.00	1,000,000.00	1,000,000.00
	<b>POL24001 Total</b>							<b>1,000,000.00</b>	<b>1,000,000.00</b>	<b>1,000,000.00</b>
<b>Grand Total</b>								<b>1,000,000.00</b>	<b>1,000,000.00</b>	<b>1,000,000.00</b>



## Water Distribution System (Watermains) (Schedule G)

The City of St. Catharines is committed to providing a sustainable and reliable supply of safe, high quality drinking water in accordance with regulatory requirements.

Provided by:

592 kilometres of Watermains

3,565 Hydrants

5,718 Valves

Over 41,000 Water Meters

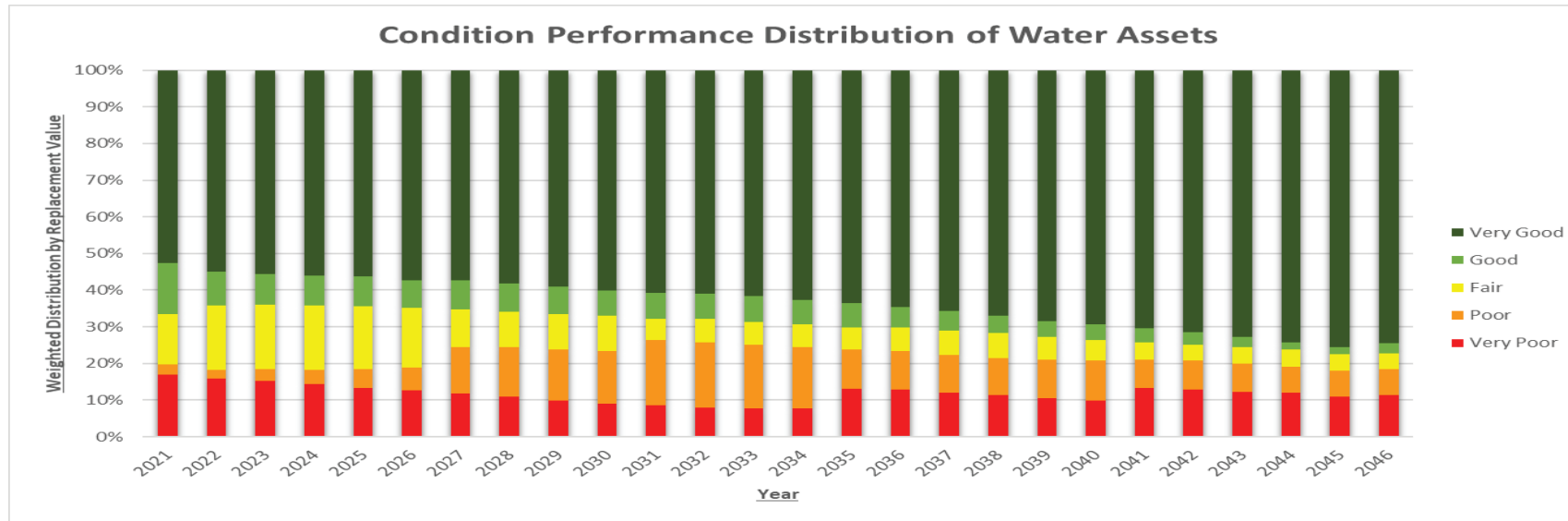
1 Booster Pumping Station and 1 Bulk Water Station

### Value and Condition

Total replacement value: \$ 1.327 billion

Current backlog of work: \$ 239 million

### Projected Condition Distribution Performance with Anticipated Budget (Source: 2021 AMP)



### 2024-26 Highlights

- Additional funding for 29 existing projects
- Budget for 13 new projects at various locations for future watermain replacement
- Budget for 4 new projects where only design funding is included for future watermain replacement
- 6,590m of cast iron watermain fully budgeted to be replaced
- 5,635m of cast iron watermain only budgeted for design funding to be replaced
- Budget for annual programs including ongoing storz hydrant port conversions in key areas

### Current Strategy

Staff continues to monitor the number and location of existing watermain breaks. Figures 1 and 2 present records for the past 15 years and reflect the high variability in the number of annual watermain breaks. Despite the variability in annual watermain breaks, a continuous targeting of watermain with relative high break rates for replacements seems to be gradually reducing the long-term average number of annual watermain breaks. The increasing age of existing watermain makes the watermain more prone to possible failures. A proactive approach is necessary to keep the watermain system in a good and reliable condition which also reduces maintenance costs and the risks of contamination of the system. Despite these mitigation strategies and with capital reinvestment at current target levels, it is possible other risk factors are realized, resulting in increased break rates.

In 2019, Council approved a 10 - Year Financial Plan for Water and Wastewater (The Water/Wastewater Plan). The Plan includes year over year increases for investment in capital infrastructure, which will reduce the funding gap for this asset class. As a result of the financial and operational challenges facing the City caused by COVID19, the 2024-26 budget reflects a reallocation of the investment in the water distribution system, as shown in the table 1. Increases in spending in the years of 2024 through 2026 result in the similar net investment in infrastructure, over the next 6 years. However, in the short term, the spending deferrals will continue to contribute to the widening infrastructure gap.

### Renewal and Replacement:

Replacements are prioritized based on watermain break histories, coloured water issues, and in conjunction with other projects. Council directed that each year's water budget should include an allocation of at least \$750,000 for the replacement of deteriorated cast iron watermain in areas experiencing coloured water problems. Approximately 24% of the City's watermain system is comprised of cast iron watermain. Not all cast iron watermain have reached the end of their useful lives.

Table 1

Year	Plan (\$000)	Proposed (\$000)	(Decrease)/Increase (\$000)
2021	9,329	8,129	(1,200)
2022	10,516	8,287	(2,229)
2023	11,726	11,755	29
2024	12,961	13,761	800
2025	14,220	15,520	1,300
2026	15,504	16,940	1,436
Total	74,256	74,392	136

**Expansion of Services:** Expansion of a watermain network could be undertaken to support growth and development or to meet existing users' demand. Installation of a new watermain section on Welland

Canals Parkway between Howland Drive and Queenston Street has been included in conjunction with a development project to improve watermain looping and water supply in the area.

**Non-Infrastructure Solutions:** Environmental assessments, geotechnical investigation and design for future waterworks are undertaken in advance of proposed larger construction projects. Watermain projects can take several months to years; and could include public consultation and the preparation of finalized designs. Hydraulic modelling and studies are undertaken by third party engineering experts, as required, to understand system capacity.

Figure 1

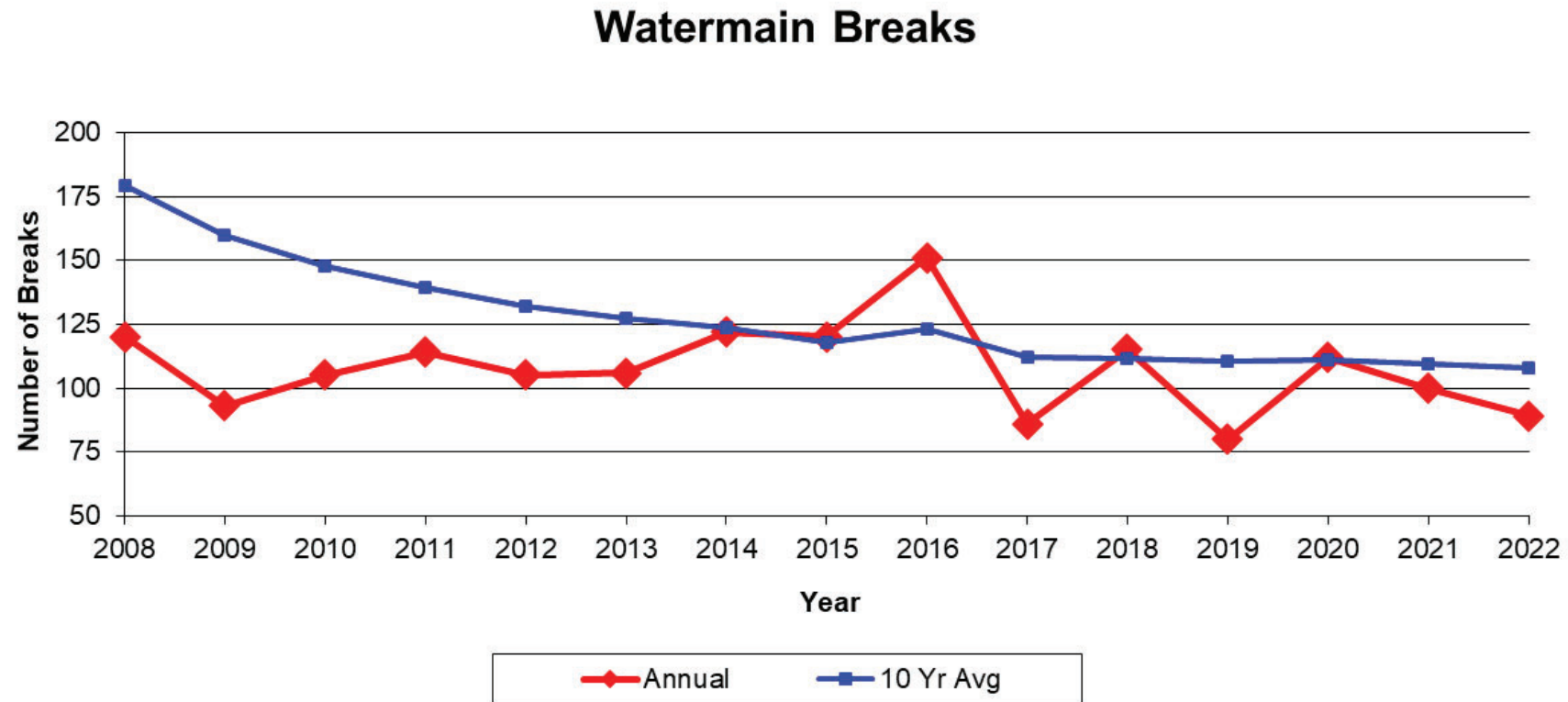
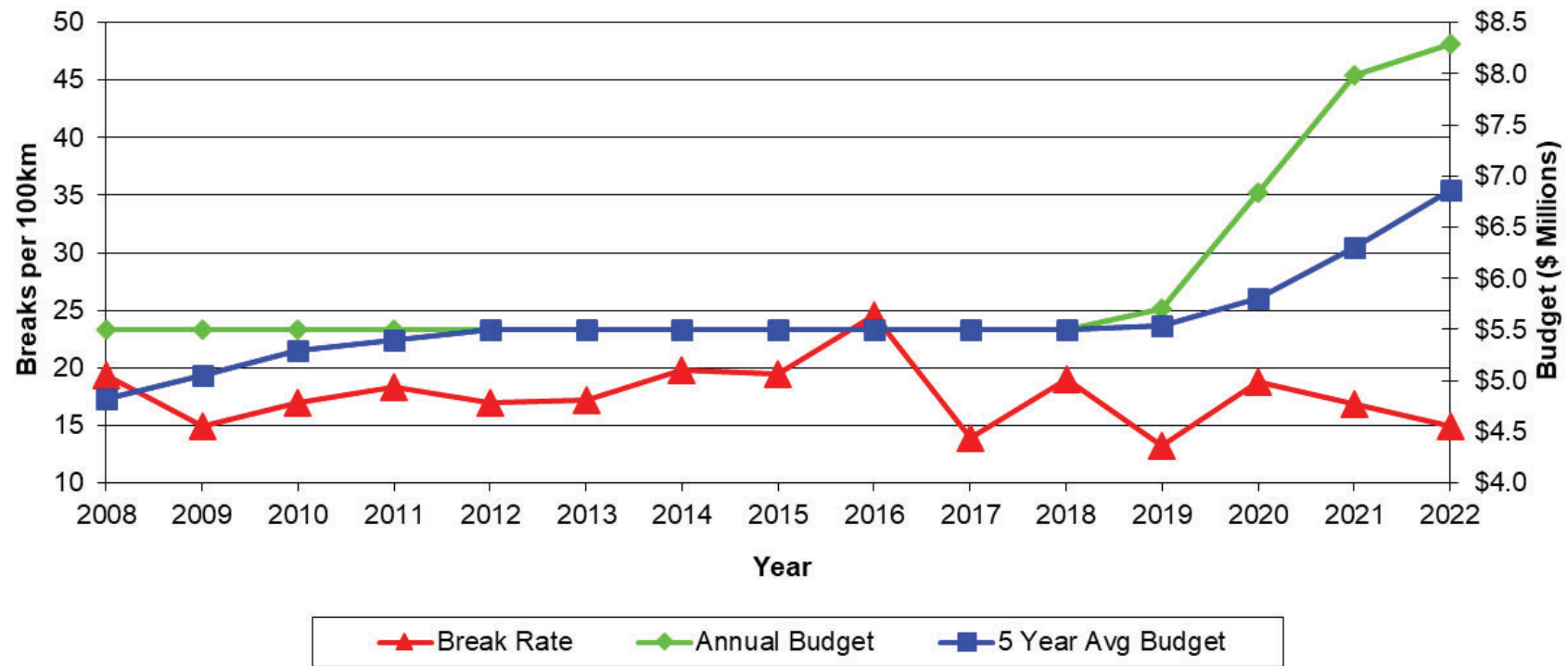


Figure 2

## Watermain Breaks per 100km





Department Group	Project ID	Project Name	Street Name	From (starting point on street)	To (ending point on street)	Project Details	Project Type	2024	2025	2026	
Water Distribution System (Watermains)	P17-068	Terry Lane Reconstruction	Terry Lane				RP	125,000.00			
	<b>P17-068 Total</b>								<b>125,000.00</b>		
	P18-063	Merritt Street	1. Merritt / 2. Chestnut / 3. Mountain	1. Almond / 2. Merritt / 3. Glendale	1. Walnut / 2. Giengarry / 3. Chestnut		RP	1,107,000.00			
	<b>P18-063 Total</b>								<b>1,107,000.00</b>		
	P19-065	Ridley Road Realignment And Road	Ridley Road	Henrietta Street	Louth Street		RP	503,000.00			
	<b>P19-065 Total</b>								<b>503,000.00</b>		
	P20-062	Scarth Road	Scarth Road				RP	52,500.00			
	<b>P20-062 Total</b>								<b>52,500.00</b>		
	P20-101	Jacobson Avenue	Jacobson Avenue				RP	336,000.00			
	<b>P20-101 Total</b>								<b>336,000.00</b>		
	P21-001	Princess / Westchester Underground Improvements	Princess Street	Westchester Cres	Melbourne Avenue	Replacement of existing cast iron watermain in conjunction with sanitary and storm sewer replacement.	RP	233,000.00			
	<b>P21-001 Total</b>								<b>233,000.00</b>		
P21-002	Bartlet/perma	1. Bartlett / 2. Perma	1. Parkview / 2. Vine St S	1. Grantham / 2. Welland		RP	218,000.00				
<b>P21-002 Total</b>								<b>218,000.00</b>			
P21-003	Ontario Street	Ontario Street				RP	1,376,000.00				

Department Group	Project ID	Project Name	Street Name	From (starting point on street)	To (ending point on street)	Project Details	Project Type	2024	2025	2026	
Water Distribution System (Watermains)	<b>P21-003 Total</b>								<b>1,376,000.00</b>		
	<b>P21-004</b>	Forest Hill / Hillcrest / Rockcliffe Underground Improvements	<b>1. Forest Hill Rd. / 2. Rockcliffe Rd.</b>	1. Hillcrest Ave. / 2. Glenridge Ave.	<b>1. South Dr / 2. Highland Ave</b>		RP	603,000.00			
	<b>P21-004 Total</b>								<b>603,000.00</b>		
	<b>P21-062</b>	Eleanordale / Helm / Rochelle / Tavistock / Viking Road and Underground Improvements	<b>1. Eleanordale / 2. Helm / 3. Rochelle / 4. Tavistock / 5. Viking</b>	1. Tavistock / 2. Viking / 3. Goldsmith / 4. Rochelle / 5. Helm	<b>1. cul-de-sac / 2. Bunting / 3. Bunting / 4. Scott / 5. cul-de-sac</b>		RP	526,000.00			
	<b>P21-062 Total</b>								<b>526,000.00</b>		
	<b>P21-100</b>	Flanders Watermain Improvements	<b>Flanders Avenue</b>				RP	143,000.00			
	<b>P21-100 Total</b>								<b>143,000.00</b>		
	<b>P21-101</b>	Greenmeadow / Wood Underground Improvements	<b>Greenmeadow Court</b>	Wood Street	<b>End</b>	Replacement of watermain in conjunction with road and drainage works.	RP	585,000.00			
	<b>P21-101 Total</b>								<b>585,000.00</b>		
	<b>P22-001</b>	Mitchell / Morgan / Richmond	<b>Richmond Avenue</b>	240m north of Queenston Street	<b>Berryman Avenue</b>	Replacement of existing C.I. watermain in conjunction with storm sewer installation and road works	RP	331,890.00			
			<b>1. Mitchell St / 2. Morgan St / 3. Richmond Ave</b>	1. Eastchester / 2. Mitchell St / 3. Queenston	<b>1. End / 2. Richmond Ave / 3. Berryman Ave</b>		0 RP	731,350.00			
	<b>P22-001 Total</b>								<b>1,063,240.00</b>		
	<b>P22-061</b>	James Street	<b>James Street</b>	King Street	<b>Chruch Street</b>	Replace existing C.I. watermain.	RP			448,718.00	
<b>P22-061 Total</b>										<b>448,718.00</b>	
<b>P22-063</b>	Parnell Road Reconstruction	<b>Parnell Road</b>	Richelleu Drive	<b>Niagara Street</b>		RP	1,285,500.00				

Department Group	Project ID	Project Name	Street Name	From (starting point on street)	To (ending point on street)	Project Details	Project Type	2024	2025	2026	
Water Distribution System (Watermains)	<b>P22-063 Total</b>								<b>1,285,500.00</b>		
	<b>P22-064</b>	Blue Spruce / Huntingwood	<b>1. Blue Spruce Ct / 2. Huntingwood Gate</b>	1. Crescentwood Dr / 2. Crescentwood Dr	<b>1. Cul-de-sac / 2. Cul-de-sac</b>		RP	78,000.00			
	<b>P22-064 Total</b>								<b>78,000.00</b>		
	<b>P22-100</b>	Keistan Drive	<b>Keistan Drive</b>				RP	104,000.00			
	<b>P22-100 Total</b>								<b>104,000.00</b>		
	<b>P23-001</b>	Phelps/Turner/Smythe	<b>1. Phelps / 2. Turner</b>	1. Ellis / 2. Phelps	<b>1. Turner / 2. Oakdale.</b>		RP	100,000.00			
	<b>P23-001 Total</b>								<b>100,000.00</b>		
	<b>P23-061</b>	Brimley Crescent Road Rehabilitation & Underground Improvements	<b>Brimley Cres</b>				RP		318,150.00		
	<b>P23-061 Total</b>									<b>318,150.00</b>	
	<b>P23-100</b>	Welland Avenue	<b>Welland Avenue</b>				RP		601,650.00		
	<b>P23-100 Total</b>									<b>601,650.00</b>	
	<b>P23-101</b>	Dundas / Leeson	<b>1. Dundas / 2. Leeson</b>	1. Bradley / 2. Wanda	<b>1. Bradley / 2. Dundas.</b>		RP		276,150.00		
	<b>P23-101 Total</b>									<b>276,150.00</b>	
	<b>P23-102</b>	Adel/Donalda/Dundalk/Regent /Rainbow	<b>1. Adel / 2. Donald / 3. Dundalk / 4. Regent / 5. Rainbow</b>	1. Shade Tree Cres / 2. Adel / 3. Regent / 4. Sunrise / 5. Rochelle	<b>1. Shade Tree Cres / 2. cul-de-sac / 3. cul-de-sac / 4. cul-de-sac / 5. Malibu.</b>		RP		474,600.00		
	<b>P23-102 Total</b>									<b>474,600.00</b>	

Department Group	Project ID	Project Name	Street Name	From (starting point on street)	To (ending point on street)	Project Details	Project Type	2024	2025	2026	
Water Distribution System (Watermains)	P23-103	Briarsdale/Donlon	1. Briarsdale / 2. Donlon	1. Glen Morris Dr N Intersection / 2. Woodcrest	1. Jacobson / 2. cul-de-sac		RP		169,050.00		
	<b>P23-103 Total</b>									<b>169,050.00</b>	
	P23-104	Kimbermount/Lake/Monique	1. Kimbermount / 2. Lake / 3. Monique	1. Westgate / 2. Lakeshore / 3. Parnell	1. Hazelwood / 2. Kimbermount / 3. Bradmon		RP		462,000.00		
	<b>P23-104 Total</b>									<b>462,000.00</b>	
	P23-105	Mohawk/Scott/Village Green	1. Mohawk / 2. Scott St W / 3. Village Green	1. Thorndale / 2. Collingwood / 3. Royal Henley	1. 160m east / 2. Haig / 3. Royal Henley		RP		423,150.00		
	<b>P23-105 Total</b>									<b>423,150.00</b>	
	P23-106	Jasmine/Josephine	1. Jasmin / 2. Josephine	1. Wakil / 2. Pelham	1. cul-de-sac / 2. Hillview Rd N		RP		220,500.00		
	<b>P23-106 Total</b>									<b>220,500.00</b>	
	P23-107	Carriage Grove	1. Carriage / 2. Grove	1. Rockwood / 2. Merritt	1. Appleford / 2. Orchard		RP		337,050.00		
	<b>P23-107 Total</b>									<b>337,050.00</b>	
RN20-stp	St. Paul Street at CNR Bridge Replacement	1. St. Paul St / 2. St Paul St / 3. Great Western St	1. Merigold St / 2. Great Western St / 3. St Paul St	1. Leeper St / 2. St Paul Cres / 3. Permillia St		RP	577,000.00				
<b>RN20-stp Total</b>									<b>577,000.00</b>		
WAT24001	Adelene/Glendale	Adelene Cres	Cul-de-sac	Towering Heights Blvd	Replace existing P.E. watermain.	RP	53,664.00				
					Replace existing PE watermain.	RP		319,300.00			
		Glendale Avenue	Riverview Blvd	Glenridge Avenue	Replace existing C.I. watermain.	RP	207,441.00	1,234,274.00			

Department Group	Project ID	Project Name	Street Name	From (starting point on street)	To (ending point on street)	Project Details	Project Type	2024	2025	2026	
Water Distribution System (Watermains)	<b>WAT24001 Total</b>								<b>261,105.00</b>	<b>1,553,574.00</b>	
	<b>WAT24002</b>	Cost Sharing with Development to loop watermain	<b>Welland Canals Parkway</b>	Howland Drive	<b>Queenston Street</b>	Installation of a new watermain for looping.	RP	269,100.00			
	<b>WAT24002 Total</b>								<b>269,100.00</b>		
	<b>WAT24003</b>	Design for Future Projects	<b>Citywide</b>			Design for future projects.	RP	50,000.00			
	<b>WAT24003 Total</b>								<b>50,000.00</b>		
	<b>WAT24004</b>	Lloyd Street Re-Construction	<b>Lloyd Street</b>	St Paul Street	<b>Rykert Street</b>	Replace existing C.I. watermain.	RP	141,278.00	840,602.00		
	<b>WAT24004 Total</b>								<b>141,278.00</b>	<b>840,602.00</b>	
	<b>WAT24005</b>	Priority WM Replacements as needed	<b>Citywide</b>			Priority watermain replacements as needed.	RP	2,267,731.00			
	<b>WAT24005 Total</b>								<b>2,267,731.00</b>		
	<b>WAT24006</b>	Storz Hydrant Port Conversions	<b>Citywide</b>			Conversion of existing hydrant ports to Storz hydrant ports.	RP	500,000.00			
<b>WAT24006 Total</b>								<b>500,000.00</b>			
<b>WAT24007</b>	Valves, Hydrants & Services	<b>Citywide</b>			Replacement of existing valves, hydrants and services etc. in conjunction with other works	RP	50,000.00				
<b>WAT24007 Total</b>								<b>50,000.00</b>			
<b>WAT24008</b>	Watermain Accross Twelve Mile Creek	<b>St Paul Cres</b>	Hwy 406	<b>Renown Road</b>			RP	976,250.00			
<b>WAT24008 Total</b>								<b>976,250.00</b>			

Department Group	Project ID	Project Name	Street Name	From (starting point on street)	To (ending point on street)	Project Details	Project Type	2024	2025	2026	
Water Distribution System (Watermains)	WAT24009	York St Re-construction	York Street	Welland Avenue	Dufferin Street	Replace existing C.I. watermain.	RP		1,072,767.00		
						Replacement of existing C.I. watermain	RP	230,297.00			
	<b>WAT24009 Total</b>								<b>230,297.00</b>	<b>1,072,767.00</b>	
	WAT25001	Castlewood/Riverview Re-Construction	Castlewood Street	Riverview Blvd	Windermere Road	Replace existing C.I. watermain.	RP		33,784.00	201,013.00	
							- RP		219,595.00	1,306,587.00	
	<b>WAT25001 Total</b>								<b>253,379.00</b>	<b>1,507,600.00</b>	
	WAT25002	Design for Future Projects	Citywide			Design for future projects as needed.	NI		50,000.00		
	<b>WAT25002 Total</b>								<b>50,000.00</b>		
	WAT25003	Geneva St Reconstruction	Geneva Street	Church Street	Welland Avenue	Replace existing C.I. watermain.	RP		70,639.00	420,301.00	
	<b>WAT25003 Total</b>								<b>70,639.00</b>	<b>420,301.00</b>	
WAT25004	Priority WM Replacements as needed	Citywide			Replacement of priority watermains as needed.	RP		4,600,903.00			
<b>WAT25004 Total</b>								<b>4,600,903.00</b>			
WAT25005	St. Paul Crescent Watermain Replacement		-	Newton Street	Rodman Hall Drive		- RP	80,139.00	476,828.00		
				Renown Road	Newton Street		- RP	37,183.00	221,236.00		
				Rodman Hall Drive	Pelham Road		- RP	132,863.00	890,531.00		

Department Group	Project ID	Project Name	Street Name	From (starting point on street)	To (ending point on street)	Project Details	Project Type	2024	2025	2026	
Water Distribution System (Watermains)	WAT25005	St. Paul Crescent Watermain Replacement	St Paul Cres	Pelham Road	Dexter Street	Replace existing C.I. watermain.	RP		35,012.00	208,323.00	
	<b>WAT25005 Total</b>									<b>285,197.00</b>	<b>1,796,918.00</b>
	WAT25006	Storz Hydrant Port Conversions	Citywide			Conversion of existing hydrant ports to Storz hydrant ports.	RP		500,000.00		
	<b>WAT25006 Total</b>									<b>500,000.00</b>	
	WAT25007	Valves, Hydrants & Services	Citywide			Replacement of existing valves, hydrants, & services as needed.	RP		50,000.00		
	<b>WAT25007 Total</b>									<b>50,000.00</b>	
	WAT25008	Bunting/Lakeshore/Watkins/Yonge	Buntng Road	Parnell Road	Bahama Bay	Replace existing A.C. watermain.	RP		74,365.00	442,473.00	
			Lakeshore Road	20m east of Welland Canals Pkwy	55m east of Welland Canals Pkwy	Replace existing C.I. watermain.	RP		13,759.00	81,867.00	
			Watkins Street	Broadway Street	Seaway Haulage Road		- RP		47,205.00	280,871.00	
			Yonge Street	Broadway Street	Seaway Haulage Road		- RP		43,950.00	261,500.00	
	<b>WAT25008 Total</b>									<b>179,279.00</b>	<b>1,066,711.00</b>
	WAT25009	Niagara/Old Oxford/Richelieu	Niagara Street	Linwell Road	Richelieu Drive	Replace existing C.I. watermain.	RP		47,543.00		
			Old Oxford Road	Richelieu Drive	Niagara Street		- RP		133,477.00	794,186.00	
			Richelieu Drive	La Salle Drive	Parnell Road		- RP		26,044.00	154,963.00	
				Niagara Street	Old Oxford Road	Replace existing C.I./D.I. watermain.	RP		128,542.00	764,825.00	

Department Group	Project ID	Project Name	Street Name	From (starting point on street)	To (ending point on street)	Project Details	Project Type	2024	2025	2026
Water Distribution System (Watermains)	WAT25009	Niagara/Old Oxford/Richelieu	1. Niagara St /	1. Linwell /	1. Richelieu /		- RP			282,881.00
			2. Richelieu /	2. Niagara /	2. Old Oxford /					
			3. Richelieu /	3. La Salle /	3. Parnell /					
			4. Old Oxford	4. Richelieu	4. Niagara					
	<b>WAT25009 Total</b>								<b>335,606.00</b>	<b>1,996,855.00</b>
	WAT25010	Bailey/Galbriath/Hillview/Kinsey/Power Glen	Bailey Street	Rykert Street	Josephine Street		- RP		79,760.00	474,574.00
			Galbriath Street	Pelham Road	Hillview Road N		- RP		26,044.00	154,963.00
			Glen Avenue	Hamilton Street	Hamilton Street		- RP		87,900.00	523,001.00
			Hillview Road N	Whitworth Street	Kent Street	Replace existing D.I. watermain.	RP		53,716.00	319,611.00
			Kinsey Street	Pelham Road	Hillview Road N		- RP		63,483.00	377,722.00
Power Glen			Vansickle Road	Pelham Road	Replace existing C.I. watermain.	RP		189,435.00	829,637.00	
<b>WAT25010 Total</b>							<b>500,338.00</b>	<b>2,679,508.00</b>		
WAT25011	Alpine/Lily/Violett	Alpine Street	Violet Street	Lily Street		- RP		141,073.00		
		Lily Street	Martindale Road	East End		- RP		271,294.00		
		Violet Street	Martindale Road	East End	Replace existing C.I. watermain.	RP		325,553.00		
<b>WAT25011 Total</b>							<b>737,920.00</b>			
WAT25012	Louth Street Re-Construction	Louth Street	St Paul Street	Ridley Road	Replace existing C.I. watermain.	RP		1,207,500.00		
<b>WAT25012 Total</b>								<b>1,207,500.00</b>		



Department Group	Project ID	Project Name	Street Name	From (starting point on street)	To (ending point on street)	Project Details	Project Type	2024	2025	2026	
Water Distribution System (Watermains)	WAT26001	Beech St Reconstruction		George Street	Catherine Street		- RP			58,047.00	
				Lake Street	Geogr Street		- RP		106,354.00		
			Beech Street	York Street	Lake Street	Replace existing C.I. watermain.	RP		87,070.00		
	<b>WAT26001 Total</b>										<b>251,471.00</b>
	WAT26002	Priority WM Replacements as needed						- RP			4,476,762.00
	<b>WAT26002 Total</b>										<b>4,476,762.00</b>
	WAT26004	Dexter/Henrietta/Lisgar/Morris	Dexter Street	Ridley Road	St Paul Street	Replace existing C.I. watermain.	RP				179,999.00
			Henrietta Street	Ridley Road	Permila Street		- RP		99,131.00		
			Lisgar Street	Monck Street	Morris Street		- RP		44,438.00		
			Monck Street	Bellevue Terrace	Pelham Road		- RP		102,549.00		
			Morris Street	Bellevue Terrace	Lisgar Street		- RP		39,311.00		
	<b>WAT26004 Total</b>										<b>465,428.00</b>
	WAT26005	Buchanan/Kamla/Scott/Dwyer	Buchanan Road	Niagara Street	Grantham Avenue	Replace existing C.I. watermain.	RP				148,696.00
			Dwyer Street	Village Gate	Woodem Drive		- RP		34,183.00		
			Kamla Drive	Scott Street	Agar Drive		- RP		95,712.00		

Department Group	Project ID	Project Name	Street Name	From (starting point on street)	To (ending point on street)	Project Details	Project Type	2024	2025	2026	
Water Distribution System (Watermains)	WAT26005	Buchanan/Kamla/Scott/Dwyer	Scott Street	Edinburgh Drive	Tavistock Road	Replace existing A.C. watermain.	RP			135,023.00	
				St Lawrence Drive	Welland Canals Parkway	-	RP			86,823.00	
	<b>WAT26005 Total</b>										
	WAT26006	Carlton/Welland			Geneva Street	Duncaster Blvd		-	RP		158,822.00
					Carlton Street	Duncaster Blvd	Currie Street	Replace existing C.I. watermain.	RP		334,586.00
					Welland Avenue	Dorchester Blvd	Cushman Road	Replace existing A.C. watermain.	RP		235,056.00
	<b>WAT26006 Total</b>										
	WAT26007	Design for Future Projects	Citywide			Design for future projects as needed.	NI			50,114.00	
	<b>WAT26007 Total</b>										
	WAT26008	Storz Hydrant Port Conversions	Citywide			Conversion of existing hydrant ports to Storz hydrant ports.	RP			501,023.00	
<b>WAT26008 Total</b>											
WAT26009	Valves, Hydrants & Services	Citywide			Replacement of existing valves, hydrants, & services as needed.	RP			50,114.00		
<b>WAT26009 Total</b>											
<b>Grand Total</b>								<b>13,761,001.00</b>	<b>15,520,004.00</b>	<b>16,940,424.00</b>	

## Bridges and Major Culverts (Structures) (Schedule H)

The City of St. Catharines is committed to providing structures that connect transportation routes to provide a safe, efficient, accessible, and sustainable transportation system for all required uses and modes of transportation in accordance with regulatory requirements and expectations of the community.

Provided by:

71 Bridges (including culverts with span > 3m)

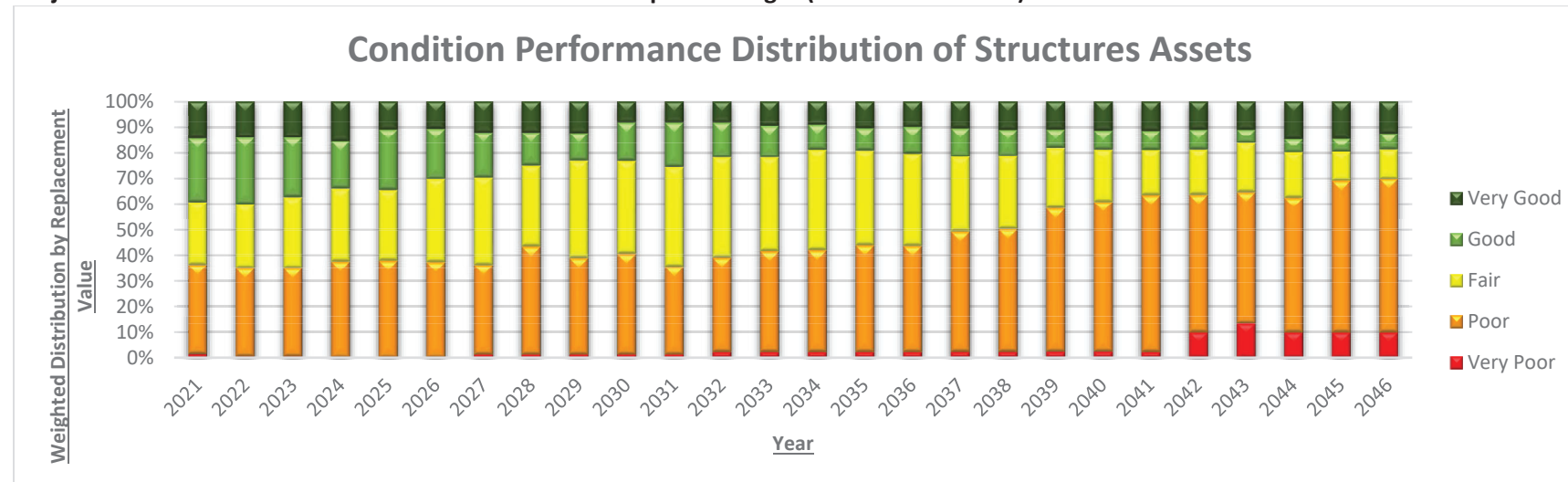
46 smaller diameter culverts on major water courses

### Value and Condition

Total replacement value: \$67 million

Current backlog of work: \$ 5 million

### Projected Condition Distribution Performance with Anticipated Budget (Source: 2021 AMP)



The City follows the standards and best practices outlined in the Ontario Structure Inspection Manual to determine the condition of the bridges and culverts. Third party consultants, who are experts in the design and assessment of bridges, are engaged to complete these assessments. The inspection of bridges with a span of 3m or greater are legislated to be inspected every 2 years. Those with a span of 3m or greater were last inspected in 2022 and are scheduled to be reinspected in 2024 to meet regulatory requirements.

### **Current Strategy**

**Renewal and Replacement:** Both pedestrian bridges and roadway structures are replaced when they reach the end of their useful life. Rehabilitation is undertaken to prolong the life of the asset. The recommended works are determined through inspections undertaken every two years, or as recommended. Other considerations such as the timing of proposed roadworks and watercourse improvements may advance or delay renewal or replacement of a structure.

**Expansion of Services:** Expansion of the network may be undertaken to support growth and development or to meet demands of users. When bridges are replaced, they are widened where possible to support active transportation or improve accessibility for all users.

**Non- infrastructure Solutions:** No new locations for rehabilitation are included in the 2024 budget. This year the budget aims to fund the construction of certain structures currently in design.

### **2024-26 Highlights**

- Additional funding for the previously budgeted Third Street Louth Culvert Replacement
- Design and construction funds for the replacement of two culverts in conjunction with watercourse rehabilitation works
- Design and construction funds for the replacement of a road culvert
- Construction funds for the replacement of a pedestrian bridge
- Construction funds for the Moffatt Street Secondary Access

Department Group	Project ID	Project Name	Street Name	From (starting point on street)	To (ending point on street)	Project Details	Project Type	2024	2025	2026	
Bridges and Major Culverts	BRG25001	Niagara Street Pedestrian Bridge E (P052S)	Niagara Street Pedestrian Bridge E (P052S)	Just north of Laura Secord Secondary School		replacement of the structure in 6-10 Years.	RP		84,000.00		
	<b>BRG25001 Total</b>									<b>84,000.00</b>	
	BRG25002	Parnell Road Culvert (C085S)	Parnell Road Culvert (C085S)	60m west of Dorset Street		replacement of the structure in 6-10 Years.	RP		908,250.00		
	<b>BRG25002 Total</b>									<b>908,250.00</b>	
	BRG25003	Secord Creek Culvert (C114M) Replacement	Secord Creek Culvert (C114M)	Upstream of Battersea Ave., 50m Southeast of C056M		We recommend replacing the structure in 1-5 Years, the City may also consider removing the structure and regrading the creek.	RP		362,250.00		
	<b>BRG25003 Total</b>									<b>362,250.00</b>	
	BRG25004	Secord Creek Culvert (C115M) Replacement	Secord Creek Culvert (C115M)	Between Alexandra Blvd and Woodrow Street		replacement of the structure in 6-10 Years.	RP		362,250.00		
	<b>BRG25004 Total</b>									<b>362,250.00</b>	
	BRG26001	Disher St Bridge (B010S) Condition Survey & Detailed Design	Disher Street Bridge (B010S)	over the Old Canal, just west of Oakdale Avenue		We recommend a condition survey and rehabilitation of the structure in 1-5 years. The recommended rehabilitation includes patch, waterproof, and pave, replacing the expansion joints, and replacing the steel beam guiderails at the northwest and southwest corners.	NI			82,688.00	
	<b>BRG26001 Total</b>										<b>82,688.00</b>
	P15-122	Third Street Louth Culvert Replacement	Third Street Culvert (B028S)	Approximately 95m south of CNR		Additional funding for box culvert replacement	RP	100,000.00			
	<b>P15-122 Total</b>									<b>100,000.00</b>	
P19-066	Moffatt Secondary Access - Construction	To be determined by EA		-	Construction funding to implement environmental assessment preferred alternative	E	1,600,000.00				
<b>P19-066 Total</b>									<b>1,600,000.00</b>		
<b>Grand Total</b>									<b>1,700,000.00</b>	<b>1,716,750.00</b>	<b>82,688.00</b>



## Natural Assets

### Shoreline Protection, Watercourse Rehabilitation and Forestry (Schedule I)

Natural Assets is important to providing a healthy, environmentally sustainable, and aesthetically pleasing City that enhances the quality of life and well-being of the community and is resilient to the impacts of climate change. Some of the natural assets currently owned and operated by the City of St. Catharines include:

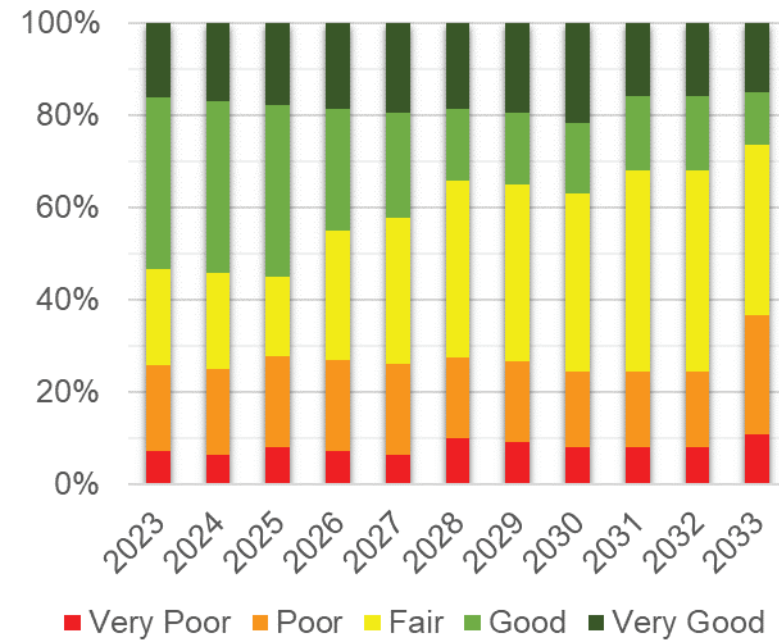
- City trees and forested areas
- Beds and planters
- Beehives
- Other horticulture assets
- Protected and protected coastal shorelines
- Water courses, ponds, lakes and wetlands

**Value and Condition** (As provided in the 2023 Corporate AMP for Core Assets)

Total replacement value: over \$242 million (Trees and Shoreline protection)

Current backlog of work: \$ 7 million

**Projected Condition Distribution Performance with Anticipated Budget: Natural Assets**  
(Source: 2023 AMP)



The City's **Tree Planting Program** helps improve air quality and add economic value, beauty, and shade to its neighborhoods. Trees are planted on public boulevards, road allowances fronting residences, and in circles where trees are currently not planted. This capital program assists in increasing the tree canopy percentage on both public and private property. The 2024 budget will allow the City to hold two tree giveaways intended to assist in reaching the City's 30% tree canopy goal by 2030.

## Shoreline Protection

The City of St. Catharines is committed to providing sustainable and reliable Lake Ontario shoreline protection to prevent the erosion of City owned property and reduce impacts to private property.

Provided by:

3.6 kilometres of Protected Shoreline

1.1 kilometres of Unprotected City owned Shoreline

### Value and Condition

Total replacement value:       \$ 78.7 million

The City is working towards improving the stability of the City owned Lake Ontario shoreline and installing protection at the high priority locations experiencing significant erosion due to fluctuating lake water levels. Of the recommended improvements identified in the 2020 review of the City owned shoreline, \$9.0 million of work is forecasted over the next 4 years.

### 2024-26 Highlights

- Design & construction of 140 metres of new shoreline protection
- Design for replacement of 250 metres of existing shoreline protection

### Current Strategy

#### Renewal and Replacement:

Over time material within shoreline protection can wash away, creating weak points within the protection. Typically, rehabilitation of the material can be undertaken to prolong the life of the protection, however at times, replacement of the protection is required.

**Non-infrastructure Solutions:** City of St. Catharines engages third party consultants, who are experts in the design and assessment of shoreline protection, to complete reviews of the City owned shoreline. These reviews are completed every 3 to 5 years, dependent on the water levels of Lake Ontario, and provide the City with a list of priority locations for installation of new or replacement/renewal of existing protection.

The last review of the City owned protected and unprotected shoreline was completed in 2019 and the report was finalized in late 2020. The next review is currently planned to be completed in 2024.

**Expansion of Services:** Expansion of the shoreline protection may be undertaken to support rising lake levels. The City is working to address known areas of erosion requiring new shoreline protection according to priority level. As additional areas of erosion along the shoreline are identified, the City will review these areas and determine the appropriate remediation actions.



Construction of new assets will have a direct impact on the operation and maintenance budget. The full extent of the impacts will be dependent on the design and level of services to be provided.

## Watercourse Rehabilitation

The City of St. Catharines is committed to maintaining sustainable natural watercourses to prevent the erosion of City owned property and reduce impacts to private property

Provided by:

36.5 kilometres of natural watercourse

2 flood control structures

21 exposed former Welland Canal locks and 1 related feature

### Value and Condition

Current backlog of work (watercourse only): \$62.3M based on 2015 Flooding and Erosion Control Priority Study Report

The 2015 study (Watercourse Flooding and Erosion Control Priority Study Report) identified 87 watercourse sites within the urban boundary that are eroded and need rehabilitation. Of those sites not yet addressed, 16 were identified as highest priority based on erosion levels with an estimated \$8.9 million cost for remediation. Based on high level estimates, the total citywide watercourse rehabilitation costs within the urban boundary, excluding Twelve Mile Creek, will be approximately \$46.1 million in 2020 dollars.

In 2018, a Dam Safety Review was completed for the Martindale Pond Weir and Heywood Generating Station on Twelve Mile Creek. These two structures control the water level in Martindale Pond. The review concludes that deficiencies exist in the existing weir and to a much lesser extent at the Heywood Generating Station. Additional studies will be carried out with existing funding to suggest alternatives and recommend a preferred option for the Weir.

In 2018, a detailed inspection program was undertaken on the exposed lock walls constructed for the first three Welland Canals. The report highlighted the need for capital work and translates into an average annual funding level of more than \$170,000 over a 10-year period.

### Current Strategy

**Renewal and Replacement:** Natural watercourses will meander naturally within their valley bottoms. Rehabilitation is undertaken using natural channel design techniques when possible if a watercourse is negatively impacting public or private infrastructure.

Dam structures and structures associated with the former Welland Canals are rehabilitated as identified to maintain watercourse function.

Coordination with other infrastructure improvements such as bridge and culverts may accelerate or delay watercourse rehabilitation.

**Non- infrastructure Solutions:** City of St. Catharines engages third party consultants, who are experts in the design and assessment of watercourses, to complete reviews of the City owned watercourses and culverts which have less than 3m spans (i.e., are not bridges) in the watercourses. These reviews are completed every 5 to 10 years and provide the City with a list of priority locations for erosion rehabilitation and / or flooding.

**Highlights**

- Construction and budget replenishment for the Spring Garden Creek project
- Construction funding for Dick's Creek Main Branch (Tremont Creek) and East Branch (Briarsdale Creek)
- Funding for the EA, design and construction for work on Beverly Hills Creek downstream of Lake Street.
- Construction funding for the Old Welland Canal Lock Wall Stabilization project
- Funding for the relocation of Francis Creek, from the CNR tracks to Ridley Road, to mid subdivision as outlined in the 2009 Development Charges Study. This work is associated with road works on First Street Louth.

Department Group	Project ID	Project Name	Street Name	From (starting point on street)	To (ending point on street)	Project Details	Project Type	2024	2025	2026	
Natural Assets	P19-131	Old Welland Canal Lockwall Stabilization	Second Welland Canal	Lock 6, 7 & 9		construction fees for rehabilitation of locks	RN	1,000,000.00			
	<b>P19-131 Total</b>								<b>1,000,000.00</b>		
	P20-132	Abbey Mews - Fisheries Compensation Plan	Abbey Avenue	Considine Avenue	Christie Street	Protection on the Lake Ontario shoreline to address identified deficiencies in proximity to private structures, including the necessary fisheries compensation.	RP	100,000.00			
	<b>P20-132 Total</b>								<b>100,000.00</b>		
	P21-129	Spring Garden Creek Construction	Spring Garden Creek	Old Coach Road	Lakeshore Road	Construction to address priority items identified by EA	RN	400,000.00	210,000.00		
	<b>P21-129 Total</b>								<b>400,000.00</b>	<b>210,000.00</b>	
	PRC20-01	Tree Planting Program	-	-	-	Address asset deficiencies and move towards achieving Council approved tree canopy goal of 30%	E	380,000.00	385,000.00	390,000.00	
	<b>PRC20-01 Total</b>								<b>380,000.00</b>	<b>385,000.00</b>	<b>390,000.00</b>
	SHO24001	City Owned Shoreline Protection Review Study	various	(blank)		Update 2020 Shoreline Review to assess state of City owned shoreline protection	NI	100,000.00			
	<b>SHO24001 Total</b>								<b>100,000.00</b>		
SHO24002	Newport ROW	Newport Road	North Limit		Construction of shoreline protection to meet deficiencies along Lake Ontario	E		1,890,000.00			
					Engineering services for the design of shoreline protection to address deficiencies along Lake Ontario	E	156,000.00				
<b>SHO24002 Total</b>								<b>156,000.00</b>	<b>1,890,000.00</b>		
SHO25001	Brock Street ROW	Brock Street	North Limit		Engineering services for the design of shoreline protection to address deficiencies along Lake Ontario	E		35,700.00	429,975.00		
<b>SHO25001 Total</b>									<b>35,700.00</b>	<b>429,975.00</b>	

Department Group	Project ID	Project Name	Street Name	From (starting point on street)	To (ending point on street)	Project Details	Project Type	2024	2025	2026
Natural Assets	SHO25002	Lake Street ROW	Lake Street	North Limit		Construction of shoreline protection to meet deficiencies along Lake Ontario	E			429,975.00
						Engineering services for the design of shoreline protection to address deficiencies along Lake Ontario	E		35,700.00	
<b>SHO25002 Total</b>									<b>35,700.00</b>	<b>429,975.00</b>
	SHO25003	Simcoe Street ROW	Simcoe Street	North Limit		Construction of shoreline protection to meet deficiencies along Lake Ontario	E			429,975.00
						Engineering services for the design of shoreline protection to address deficiencies along Lake Ontario	E		35,700.00	
<b>SHO25003 Total</b>									<b>35,700.00</b>	<b>429,975.00</b>
	SHO26001	Lakefront Park (Clifton Court)	Lakefront Park	(blank)		Engineering services for the design of shoreline protection to address deficiencies along Lake Ontario	RP			490,613.00
<b>SHO26001 Total</b>										<b>490,613.00</b>
	SHO26002	October Drive Development	90 October Drive	(blank)		Engineering Services for the design of the removal of pier	RP			16,538.00
<b>SHO26002 Total</b>										<b>16,538.00</b>
	STM24001	Dick's Creek EB / Briarsdale Creek (Phase 4 design)	Dick's Creek East Branch (Briarsdale Creek)	Dick's Creek	south boundary of Burgoyne Woods, CN Railway	Engineering Service (design) to address previously identified deficiencies	RN	40,000.00		
<b>STM24001 Total</b>									<b>40,000.00</b>	
	STM25001	Beverly Hills Creek Construction	Beverly Hills Creek	Port Dalhousie Harbour	Lake Street	Construction funding to address preferred alternative by EA	RN			463,050.00
		Beverly Hills Creek EA/Design	Beverly Hills Creek	Port Dalhousie Harbour	s/o Prince Paul Cres	Engineering Services (EA for entire creek and design for highest priority site) to address previously identified deficiencies	RN		136,500.00	
<b>STM25001 Total</b>									<b>136,500.00</b>	<b>463,050.00</b>

Department Group	Project ID	Project Name	Street Name	From (starting point on street)	To (ending point on street)	Project Details	Project Type	2024	2025	2026
Natural Assets	STM25002	Dick's Creek Construction (Phase 2)	Dick's Creek East Branch (Briarsdale Creek)	Burgoyne Woods	Chestnut Street	Construction funding to address previously identified deficiencies	RN			291,060.00
			Dick's Creek Main Branch Tremont Tributary #2	Tremont Drive	Highway 406	Construction funding to address previously identified deficiencies	RN			110,250.00
		Dick's Creek EB / Briarsdale Creek (Phase 4 const)	Dick's Creek East Branch (Briarsdale Creek)	Dick's Creek	south boundary of Burgoyne Woods, CN Railway	Construction funding to address previously identified deficiencies	RN		535,500.00	
	<b>STM25002 Total</b>							<b>535,500.00</b>	<b>401,310.00</b>	
	STM25003	Francis Creek realignment (S2.0 S2.1, S2.2)	Francis Creek	CNR	Ridley Road	Relocation of creek to mid subdivision; required prior to First Street Road	RN		2,236,500.00	
	<b>STM25003 Total</b>								<b>2,236,500.00</b>	
<b>Grand Total</b>								<b>2,176,000.00</b>	<b>5,500,600.00</b>	<b>3,051,436.00</b>



## Community, Recreation, and Culture Services (CRCS) (Schedule J)

The City of St. Catharines is committed to providing safe, reliable, affordable, accessible, inclusive and sustainable parks and recreational spaces that reflect 'The City where everybody can play.'

### CRCS Spotlight – Parks Renewal Plan

The City’s Parks Renewal Plan prioritizes asset renewal based on asset condition, as well as health and safety considerations, with the assets in the poorest condition being prioritized for replacement. Playground equipment and court renewal as well as upgrades are required to maintain service levels and ongoing safe play spaces.

Provided by:  
22 Ball Diamonds  
3 Beaches

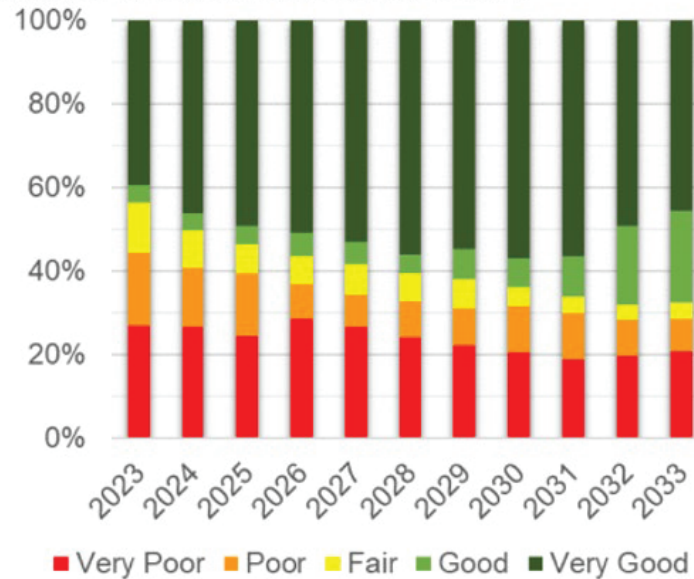
73 Playgrounds  
15 Tennis courts (5 locations convertible to pickleball)  
23 Basketball courts  
1 Pier  
5 Outdoor Pools  
4 Splashpads  
1 Skateboard Park  
29 Sports Fields  
1 Track and Field  
109 Parks

### Value and Condition

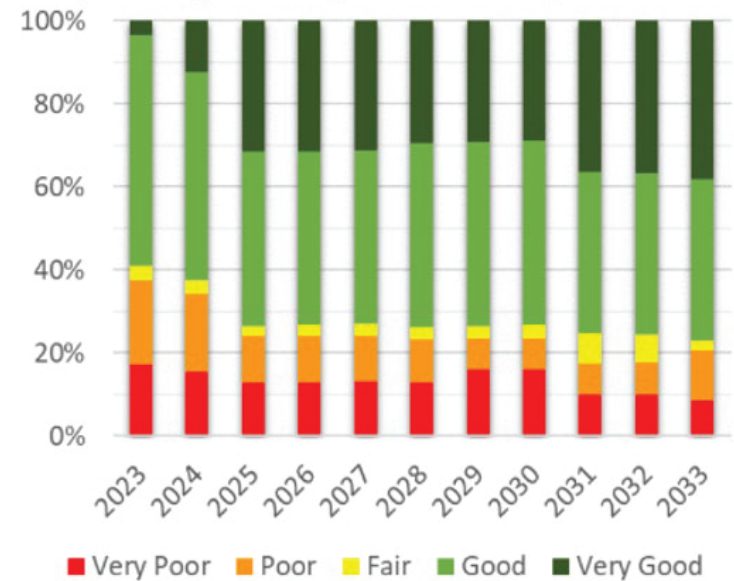
Current average condition: 59% of the Parks Renewal Plan assets require replacement within the next five years (2024-2029).

Total investment value within the next 5 years: \$9.12million or renewal of 48% of the Parks Renewal Plan assets that require replacement within the next five year (2024-2029).

**Project Condition Distribution Performance with Anticipated Budget: Parks (Source: 2023 AMP)**



**Project Condition Distribution Performance with Anticipated Budget: Culture (Source: 2023 AMP)**



## Current Strategy Renewal and Replacement

The **Environmental Hanging Basket Program** will transition assets to a more environmentally responsible product. The Environmentally Friendly Hanging Baskets Program will replace baskets each year from 2022-2024. This program is aligned with the City's declaration of a Climate State of Emergency.

The **Culture Plan Implementation of Recommendations** will assist in achieving the goals of the City's Culture Plan. Implementing a culture plan requires sustained investment to ensure its long-term success and impact. Funding supports ongoing programming, infrastructure development, capacity-building initiatives, and evaluation processes that ensure the continued growth and effectiveness of cultural initiatives within the community.

The **Totem Pole Relocation** will allow the recently restored totem pole, on the advice of the restoration artist, to be relocated indoors. The primary driving factor for the relocation of the totem pole indoors is its long-term preservation and protection. Indoor relocation can protect the totem pole from exposure to harsh weather conditions, such as rain, snow, and UV rays, which leads to deterioration over time. By placing it indoors, the totem pole can be better preserved and maintained, ensuring its longevity and integrity.

The **Oille Fountain**, located on the corner of James Street and King Street, requires the replacement of the urn and a repair to the lion due to theft and vandalism. The Oille Fountain is designated heritage under the Heritage Act.

The **Memorial Bench Program** will replace 50 benches per year from 2020-2025 with the replacements concluding in 2025. The new benches will be made from composite materials that are expected to last 25-30 years. The City currently has an inventory of wooden benches with many of the benches approaching end of useful life.

The **Jaycee Gardens Park Streetscape** Improvements is the City's portion of matching funds for the Niagara Region's Public Realm Investment Program grant for the Jaycee Gardens Park Streetscape project.

## Expansion of Services:

The goal of the **Parks Legacy Fund** is to match alternative sources of funding such as donations, legacy giving and community projects to renew, and upgrade play assets in City parks. The Parks Legacy Fund will help to mitigate the financial implications of the Parks Renewal Plan by leveraging City funds with matching community donations so that twice as much work can be completed.

The **Multi-Use Recreational Facility Feasibility Study** will determine future needs and capital cost estimates for a multi-use community hub as per the Arena Strategy (PRCS-124-2019), the Aquatics Facilities Strategy (CRCS-158-2021) and consider the Merritton Library Branch as a potential partner.

See Schedule M and the related narrative for information on Sunset Beach.

## Highlights

- The Parks Renewal Plan will replace 2 playgrounds, 3 basketball courts, and 1 tennis courts
- Over 30 hanging baskets converted to environmentally friendly
- 50 memorial benches replaced
- Two free tree giveaway



Department Group	Project ID	Project Name	Street Name	From (starting point on street)	To (ending point on street)	Project Details	Project Type	2024	2025	2026	
Community, Recreation and Culture Services	CRC24001	Parks Renewal Plan - Sunset Beach Playground	-	-	-	Replace playground which is at end of useful life, and maintain level of service as per the Parks Renewal Plan (CRCS-B017-2021)	RP	531,000.00			
	<b>CRC24001 Total</b>								<b>531,000.00</b>		
	CRC24002	Parks Renewal Plan - Torosian Park Basketball Court & Playground	-	-	-	Replace basketball court and playground which is at end of useful life, and maintain level of service as per the Parks Renewal Plan (CRCS-B017-2021)	RP	451,000.00			
	<b>CRC24002 Total</b>								<b>451,000.00</b>		
	CRC24003	Parks Renewal Plan - Lakeview Park Basketball Court	-	-	-	Replace basketball court which is at end of useful life, and maintain level of service as per the Parks Renewal Plan (CRCS-B017-2021)	RP	191,000.00			
	<b>CRC24003 Total</b>								<b>191,000.00</b>		
	CRC24004	Parks Renewal Plan - Clifford's Creek Park Basketball Court	-	-	-	Replace basketball court which is at end of useful life, and maintain level of service as per the Parks Renewal Plan (CRCS-B017-2021)	RP	170,000.00			
	<b>CRC24004 Total</b>								<b>170,000.00</b>		
	CRC24005	Parks Renewal Plan - Berkley Park Tennis Court	-	-	-	Replace tennis court which is at end of useful life, and maintain level of service as per the Parks Renewal Plan (CRCS-B017-2021)	RP	372,000.00			
	<b>CRC24005 Total</b>								<b>372,000.00</b>		
CRC24006	Multi-Use Recreational Facility Feasibility Study	-	-	-	The Multi-Use Recreational Facility Feasibility Study will determine future needs and capital cost estimates for a multi-use community hub as per the Arena Strategy (PRCS-124-2019), the Aquatics Facilities Strategy (CRCS-158-2021) and consider the Merritton Library Branch as a potential partner.	NI	400,000.00				
<b>CRC24006 Total</b>								<b>400,000.00</b>			
CRC24007	Oille Fountain Urn Replacement & Lion Repair	-	-	-	Replacement of the urn and lion from the Oille Fountain which is designated heritage under the Heritage Act.	RP	50,000.00				
<b>CRC24007 Total</b>								<b>50,000.00</b>			
CRC24008	Totem Pole Relocation	-	-	-	With the totem pole restoration completed, on the advice of the restoration artist, it is proposed that the totem pole will relocate indoors. The primary driving factor for the relocation of the totem pole indoors is its long-term preservation and protection.	RP	150,000.00				

Department Group	Project ID	Project Name	Street Name	From (starting point on street)	To (ending point on street)	Project Details	Project Type	2024	2025	2026	
Community, Recreation and Culture Services	<b>CRC24008 Total</b>								<b>150,000.00</b>		
	<b>CRC24009</b>	Culture Plan Implementation of Recommendations	-	-	-	Implementation of culture initiatives as per the Culture Plan (INSERT FUTURE REPORT #).	E	25,000.00			
	<b>CRC24009 Total</b>								<b>25,000.00</b>		
	<b>CRC24010</b>	Jaycee Gardens Park Streetscape Improvements	-	-	-	Funding Matching (City Portion) for Jaycee Gardens Park Streetscape	RP	130,000.00			
	<b>CRC24010 Total</b>								<b>130,000.00</b>		
	<b>CRC24011</b>	Carousel Organ Restoration	-	-	-	Restores carousel organ musical instrument to functional condition enabling continued use and preserve this heritage asset.	RN	50,000.00			
	<b>CRC24011 Total</b>								<b>50,000.00</b>		
	<b>CRC25001</b>	Parks Renewal Plan - Barley Drive Park Playground	-	-	-	Replace playground which is at end of useful life, and maintain level of service as per the Parks Renewal Plan (CRCS-B017-2021)	RP		300,000.00		
	<b>CRC25001 Total</b>									<b>300,000.00</b>	
	<b>CRC25002</b>	Parks Renewal Plan - Shauna Park Basketball Court & Playground	-	-	-	Replace basketball court and playground which is at end of useful life, and maintain level of service as per the Parks Renewal Plan (CRCS-B017-2021)	RP		526,000.00		
	<b>CRC25002 Total</b>									<b>526,000.00</b>	
	<b>CRC25003</b>	Parks Renewal Plan - Guy Road Park Multi-Use Court & Playground	-	-	-	Replace tennis court and playground which is at end of useful life, and maintain level of service as per the Parks Renewal Plan (CRCS-B017-2021)	RP		705,000.00		
	<b>CRC25003 Total</b>									<b>705,000.00</b>	
	<b>CRC25004</b>	Parks Renewal Plan - Joseph L. McCaffery Park Playground	-	-	-	Replace playground which is at end of useful life, and maintain level of service as per the Parks Renewal Plan (CRCS-B017-2021)	RP		499,000.00		
	<b>CRC25004 Total</b>									<b>499,000.00</b>	

Department Group	Project ID	Project Name	Street Name	From (starting point on street)	To (ending point on street)	Project Details	Project Type	2024	2025	2026	
Community, Recreation and Culture Services	CRC25006	Port Dalhousie Splashpad, Sun Shelter & Washroom	-	-	-	Installation of a splashpad, seasonal washroom facility and sun shelter as per the Aquatics Facilities Strategy (CRCS-042-2021)	E		1,800,000.00		
	<b>CRC25006 Total</b>									<b>1,800,000.00</b>	
	CRC25007	Fairview Park Community Vision Implementation of Recommendations	-	-	-	Park improvements and enhancements as per the Fairview Park Community Vision (INSERT FUTURE REPORT #)	E		500,000.00		
	<b>CRC25007 Total</b>									<b>500,000.00</b>	
	CRC25008	Sports Field Strategy Implementation of Recommendations	-	-	-	Sports field improvements as per the Sports Field Strategy (INSERT FUTURE REPORT #)	RP		650,000.00		
	<b>CRC25008 Total</b>									<b>650,000.00</b>	
	CRC25009	Culture Plan Implementation of Recommendations	-	-	-	Implementation of culture initiatives as per the Culture Plan (INSERT FUTURE REPORT #).	E		26,000.00		
	<b>CRC25009 Total</b>									<b>26,000.00</b>	
	CRC26001	Project Consolidation	-	-	-	Placeholder for the multi-use facility per the Aquatics Facilities Strategy (CRCS-158-2021)	E			4,000,000.00	
	<b>CRC26001 Total</b>										<b>4,000,000.00</b>
CRC26002	Parks Renewal Plan - Lester B. Pearson Park Playground	-	-	-	Replace playground which is at end of useful life, and maintain level of service as per the Parks Renewal Plan (CRCS-B017-2021)	RP			940,000.00		
<b>CRC26002 Total</b>										<b>940,000.00</b>	
CRC26003	Parks Renewal Plan - Realty Park Playground	-	-	-	Replace playground which is at end of useful life, and maintain level of service as per the Parks Renewal Plan (CRCS-B017-2021)	RP			340,000.00		
<b>CRC26003 Total</b>										<b>340,000.00</b>	
CRC26004	Parks Renewal Plan - Johnson Park Basketball Court & Playground	-	-	-	Replace basketball court and playground which is at end of useful life, and maintain level of service as per the Parks Renewal Plan (CRCS-B017-2021)	RP			444,000.00		

Department Group	Project ID	Project Name	Street Name	From (starting point on street)	To (ending point on street)	Project Details	Project Type	2024	2025	2026	
Community, Recreation and Culture Services	<b>CRC26004 Total</b>									<b>444,000.00</b>	
	<b>CRC26005</b>	Parks Renewal Plan - Wembly Drive Park Basketball Court & Playground		-	-	-	Replace basketball court and playground which is at end of useful life, and maintain level of service as per the Parks Renewal Plan (CRCS-B017-2021)	RP			444,000.00
	<b>CRC26005 Total</b>									<b>444,000.00</b>	
	<b>CRC26006</b>	Parks Renewal Plan - Fairhaven Park Basketball Court		-	-	-	Replace basketball court which is at end of useful life, and maintain level of service as per the Parks Renewal Plan (CRCS-B017-2021)	RP			167,000.00
	<b>CRC26006 Total</b>									<b>167,000.00</b>	
	<b>CRC26007</b>	Port Dalhousie Outdoor Pool Replacement		-	-	-	Replace outdoor pool which is at end of useful life, and maintain level of service as per the Aquatics Facilities Strategy (CRCS-158-2021)	RP			6,500,000.00
	<b>CRC26007 Total</b>									<b>6,500,000.00</b>	
	<b>CRC26008</b>	Fairview Park Community Vision Implementation of Recommendations		-	-	-	Park improvements and enhancements as per the Fairview Park Community Vision (INSERT FUTURE REPORT #)	E			500,000.00
	<b>CRC26008 Total</b>									<b>500,000.00</b>	
	<b>CRC26009</b>	Sports Field Strategy Implementation of Recommendations		-	-	-	Sports field improvements as per the Sports Field Strategy (INSERT FUTURE REPORT #)	RP			650,000.00
<b>CRC26009 Total</b>									<b>650,000.00</b>		
<b>CRC26010</b>	Culture Plan Implementation of Recommendations		-	-	-	Implementation of culture initiatives as per the Culture Plan (INSERT FUTURE REPORT #).	E			27,000.00	
<b>CRC26010 Total</b>									<b>27,000.00</b>		
<b>P22-061</b>	James Street	<b>James Street</b>	King Street	<b>Church Street</b>	Enhanced landscaping in multiuse space		E			1,701,000.00	
<b>P22-061 Total</b>										<b>1,701,000.00</b>	

Department Group	Project ID	Project Name	Street Name	From (starting point on street)	To (ending point on street)	Project Details	Project Type	2024	2025	2026
Community, Recreation and Culture Services	PCR21-05- 1 & PCR22-04	Parks Legacy Fund	-	-	-	The Parks Legacy Fund will annually leverage and match alternative funding to maintain and enhance parks levels of service. Project(s) still to be determined for 2023 (As approved by Council on October 7, 2019)	RP	250,000.00	250,000.00	250,000.00
	<b>PCR21-05- 1 &amp; PCR22-04 Total</b>							<b>250,000.00</b>	<b>250,000.00</b>	<b>250,000.00</b>
	PRC20-04	Memorial Bench Program (Additional Benches)	-	-	-	Replace assets which are approaching end of useful life and maintain level of service	RP			90,000.00
		Memorial Bench Program (Year 5 of 6)	-	-	-	Replace assets which are approaching end of useful life and maintain level of service	RP	80,000.00		
		Memorial Bench Program (Year 6 of 6)	-	-	-	Replace assets which are approaching end of useful life and maintain level of service	RP		85,000.00	
	<b>PRC20-04 Total</b>						<b>80,000.00</b>	<b>85,000.00</b>	<b>90,000.00</b>	
	PRC22-03	Environmentally Friendly Hanging Baskets Program (Year 3 of 3)	-	-	-	This project will transition to a more environmentally responsible product, requiring less frequent watering	RP	35,000.00		
	<b>PRC22-03 Total</b>						<b>35,000.00</b>			
	<b>Grand Total</b>							<b>2,885,000.00</b>	<b>5,341,000.00</b>	<b>16,053,000.00</b>



## Regional Projects (Schedule K)

This schedule includes the City's share of municipal works (such as sewer repairs, watermain replacements, new or replacement sidewalk and new storm sewer construction) on projects undertaken in cooperation with the Regional Municipality of Niagara. The Region consults with the City, when determining the timing of projects, which are managed by the Region. Coordinating the City's efforts in this way helps to minimize cost and disruption to the affected residents and businesses and provides infrastructure renewal within the City.

For more information on the service areas impacted by these regional projects refer to other sections of this document, Sidewalks, Storm Sewer, Sanitary Sewer, and Water Distribution.

Previously, Niagara Region Transportation Division advised they may proceed with tendering for road reconstruction on Regional Road 87 consisting of Main Street, Lock Street and

Lakeport Road in Port Dalhousie. The 2024 Capital budget includes partial funding for the City's share of costs for coordinated underground infrastructure improvements.

Also recommended for 2024 is additional for the cast iron watermain replacement which will benefit from being coordinated with the Region's St. Paul Street West bridge replacement project and / or the Region's redevelopment of the St. Catharines train station precinct.

Another recommended project is the reconstruction of Regional Road 48 Niagara Street. The 2024 Capital budget includes partial funding for the City's share of costs for coordinated underground infrastructure improvements.

Project Name	Department Group	Project ID	Street Name	From (starting point on street)	To (ending point on street)	Project Details	Project Type	2024	2025	2026	
Region - Glendale Avenue RR89 improvements	Sidewalks and Walkways & Multit Use Pathways	RN Glendale	Glendale Avenue	Welland Canal	Homer Road	City's share of costs for new multi use trail, south side in conjunction with Regional Road road resurfacing & bridges rehabilitation	E	490,000.00			
	Sidewalks and Walkways & Multit Use Pathways	RN Glendale Total							490,000.00		
Region - Louth Street (RR72) Reconstruction	Sanitary Sewer Collection System	RNxx-LTH	Louth Street	St Paul Street	Crestcombe Road	Replace existing sanitary sewer in conjunction with Regional Road reconstruction	RP		1,606,750.00		
	Sanitary Sewer Collection System	Replace existing sanitary sewers with identified deficiencies in conjunction with Regional road reconstruction							RP	416,850.00	
	Sanitary Sewer Collection System	RNxx-LTH Total								2,023,600.00	
	Sidewalks and Walkways & Multit Use Pathways	RNxx-LTH	Louth Street	St Paul Street	Crestcombe Road	City's share of existing sidewalk upgrade to 1.5m wide minimum.	RP		180,600.00		
	Sidewalks and Walkways & Multit Use Pathways	several new sidewalk sections on both sides including railway crossing							E	235,200.00	
	Sidewalks and Walkways & Multit Use Pathways	RNxx-LTH Total								415,800.00	
	Storm Sewer Collection Systems	RNxx-LTH	Louth Street	St Paul Street	Crestcombe Road	City share of new storm sewers (possible sections) in conjunction with Regional road reconstruction	RN		434,548.00		
Storm Sewer Collection Systems	RNxx-LTH Total								434,548.00		
Region - Martindale Road JR Stock Bridge at Richardson Creek	Sidewalks and Walkways & Multit Use Pathways	RNxx-MAR	Martindale Road	(blank)		Cost Sharing with Full bridge and embankment replacement	RP	150,000.00			
	Sidewalks and Walkways & Multit Use Pathways	RNxx-MAR Total							150,000.00		
Region - Niagara Street (RR48) Reconstruction	Sanitary Sewer Collection System	RNxx-NIA	Niagara Street	Carlton Street	Scott Street	Additional funds for Sanitary Sewer Replacement in conjunction with Regional Road Reconstruction	RP			1,433,250.00	
	Sanitary Sewer Collection System	RNxx-NIA Total								1,433,250.00	
	Sidewalks and Walkways & Multit Use Pathways	RNxx-NIA	Niagara Street	Carlton Street	Scott Street	Includes culvert extension over Walkers Creek or Pedestrian bridge (P052S) replacement	RP			589,838.00	



Project Name	Department Group	Project ID	Street Name	From (starting point on street)	To (ending point on street)	Project Details	Project Type	2024	2025	2026
Region - Niagara Street (RR48) Reconstruction	Sidewalks and Walkways & Multit Use Pathways	RNxx-NIA Total								589,838.00
	Storm Sewer Collection Systems	RNxx-NIA	Niagara Street	Carlton Street	Scott Street	Funds for storm Sewer Replacement in conjunction with Regional Road Reconstruction	RP			1,096,712.00
	Storm Sewer Collection Systems	RNxx-NIA Total								1,096,712.00
Region - Ontario Street (RR42) - south of QEW	Sidewalks and Walkways & Multit Use Pathways	RNxx-ONT2	Ontario Street	Queen Elizabeth Way	Carlton Street	Replace existing sidewalks where required to meet current width standards	RP		256,200.00	
	Sidewalks and Walkways & Multit Use Pathways	RNxx-ONT2 Total								256,200.00
Region - Ontario Street (RR42) Reconstruction	Sanitary Sewer Collection System	RNxx-ONT	Ontario Street	Linwell Road	Lakeshore Road	repair existing in conjunction with Region's roadworks	RP	245,000.00		
	Sanitary Sewer Collection System	RNxx-ONT Total								245,000.00
	Storm Sewer Collection Systems	RNxx-ONT	Ontario Street	Linwell Road	Lakeshore Road	Rehabilitate existing storm sewers in conjunction with Region's road urbanization	RN	704,000.00		
	Storm Sewer Collection Systems	RNxx-ONT Total								704,000.00
<b>Grand Total</b>								<b>1,589,000.00</b>	<b>3,130,148.00</b>	<b>3,119,800.00</b>



**Buildings and Facilities (including accessibility)**  
(Schedule L)

The City of St. Catharines is committed to providing safe and accessible Buildings and Facilities for all citizens and staff. The focus is to maintain life safety elements, barrier free accessibility, building envelope and interior conditions for all user groups.

Provided by:  
150 Buildings and facilities spread across 54 properties  
Fire Buildings & Facilities are included in the Fire Section

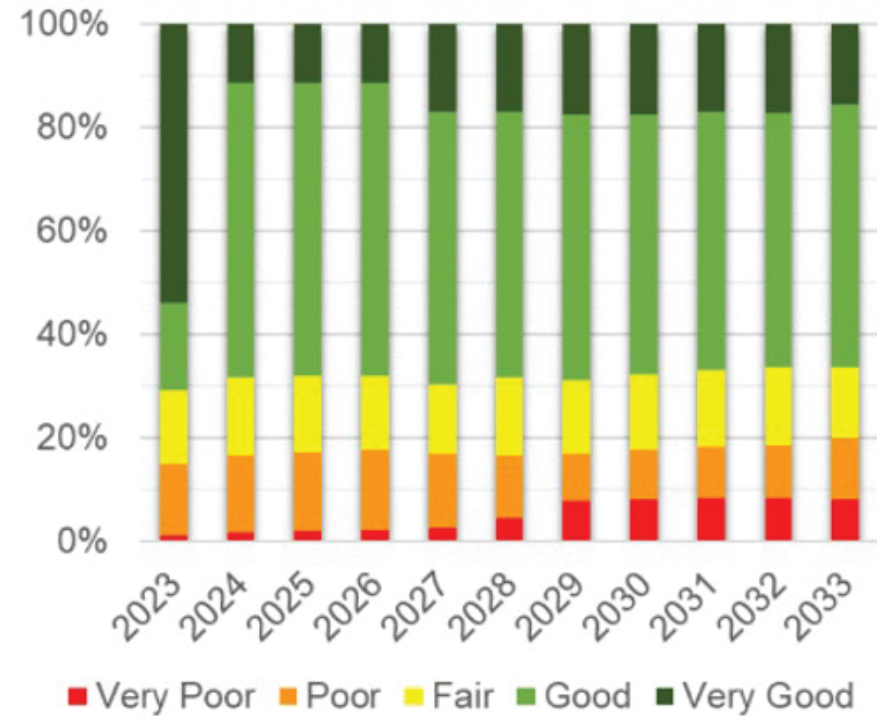
**Value and Condition**

Estimated total replacement value of City owned buildings and facilities: \$575 million  
Estimated Current Backlog of Work: \$16 million

The Arena Strategy was updated in 2019 and highlighted the need to right size the City’s arenas (excluding Meridian Centre), to ensure that current levels of service can be delivered at an optimal cost.

Recent condition assessments and regulatory requirements were also considered in determining the Facilities Capital Budget. The assets included within this section of the capital budget will be addressed within the AMP for non-core assets scheduled for completion prior to July 1, 2024, in compliance with O. Reg.588/17.

**Project Condition Distribution Performance with Anticipated Budget: Building & Facilities (Source: 2023 AMP)**



## Current Strategy

### Renewal and Replacement

The City maintains many buildings differentiated by factors such as usage, (i.e. arenas, operations work centres), or third party designation (i.e. Historical buildings). Various components within buildings also receive attention (i.e. roofs, washrooms) as well as overall standards for buildings (i.e. accessibility).

The City undertakes several ongoing key initiatives and programs to maintain and improve City owned facility assets such as structures, buildings and related land improvements.

There are numerous smaller projects which include the renewal and replacement of structural, architectural, mechanical, and electrical components of various City buildings that have reached the end of their service life. These projects are funded from the related reserve.

**Heritage Assets:** The Old Court House, Montebello Park Pavilion and Band Shell, City Hall, the Morningstar Mill, Dalhousie House, and the Old Robertson School at 85 Church Street are examples of City owned buildings which are designated under the Ontario Heritage Act and therefore require a higher level of design consideration and construction materials and methods when executing restoration, rehabilitation or expansion projects.

Due to the age of the heritage buildings, many of the architectural, structural, mechanical, and electrical components of these structures have well exceeded their useful service life and require regular maintenance and rehabilitation to preserve the integrity of these buildings. There are some components within these structures that do not meet current codes and safety regulations and require retrofits to remain in operation.

**Accessibility:** The City is striving to meet the provincially mandated accessibility standards by the 2025 target as set out by the Accessibility for Ontarians with Disability Act (AODA). To rectify the estimated \$5.750 million in non-compliant items, the City continues to complete accessibility upgrades, including entrance modifications, barrier free washrooms, ramps and

elevators. The 2024 Capital budget for accessibility includes \$500,000 for accessibility upgrades at the Merritton Community Centre which includes ramps, doors and lifts and \$250,000 for accessible upgrades to the washroom and entrances at the St. Catharines Municipal Golf Course Club House.

Based on the multi-year budget levels (with an annual minimum of \$450,000), the highest priority items will be completed, however some portion of the lower priority items will remain unaddressed, at the target date.

**Non-infrastructure Solutions:** The City's Arena strategy was developed and approved in 2019. Further, the City's Energy Conservation and Demand Management Plan has identified the goal of a 30% reduction in corporate energy intensity by 2030 directing staff to work towards milestones associated with the Partners for Climate Protection Program and joining the Race to Zero. The 2024 Capital budget incorporates these strategies by including funds to improve to the building façade, including thermal insulation as well as other energy efficiency upgrades.

### Highlights

- Additional funds for upgrades to the Bill Burgoyne Memorial Arena for insulated cladding, lighting and HVAC improvements to improve energy efficiency.
- Funds for energy efficient lighting upgrades to various baseball diamonds, soccer fields and tennis courts.
- Funds for roofing replacements at the Lake Street Service Centre.
- Funds for accessibility upgrades to the Merritton Community Centre.
- Funds to replace metal roofing at the St. Catharines Museum.
- The City's portion to match ICIP funds for Sunset Beach.
- Compressor replacement at the Seymour-Hannah Sports and Entertainment Centre

Department Group	Project ID	Project Name	Street Name	From (starting point on street)	To (ending point on street)	Project Details	Project Type	2024	2025	2026	
Buildings and Facilities (Including Accessibility)	ABC24001	Lester B. Pearson Park - Dr. Huq Library - Lighting Upgrade	-	-	-	Replace all lights with new LED lighting	RN	70,000.00			
	<b>ABC24001 Total</b>								<b>70,000.00</b>		
	ABC24002	Meridian Centre - Bridge Deck Coating System	-	-	-	Clean and seal concrete bridge deck.	RN	45,000.00			
	<b>ABC24002 Total</b>								<b>45,000.00</b>		
	ABC24003	Meridian Centre - Bridge Gate Replacement	-	-	-	Replace bridge gates to prevent climbing	RP	30,000.00			
	<b>ABC24003 Total</b>								<b>30,000.00</b>		
	ABC24004	Performing Arts Centre - Exterior Lighting	-	-	-	The exterior lighting on the west side of the PAC that luminates a public walkway needs replacement. The low lamp posts on the slope of the walkway are missing and damaged. They have been struck by vehicles, snowplows and the snow they are pushing, and are regularly vandalized creating hazards with exposed wires. They need to be replaced with a taller stronger lamp post perhaps set back from the walkway/driveway. Additionally, the lighting under the handrail of the concrete steps leading to Mann Raceway Plaza has been vandalized repeated as well and while we have replaced it several times it is currently not working. The Steps which are an access point for the students and public are extremely dangerous at night without lighting. The under-rail lighting is on both sets of steps, it is insufficient and needs to be rethought and redesigned to ensure we are providing safe entrance and exit points from the property. Currently there is no lighting at all on the main stairway.	RN	60,000.00			
	<b>ABC24004 Total</b>								<b>60,000.00</b>		
	ABC24005	Performing Arts Centre - Humidity Control	-	-	-	Only 2 of the 12 Roof Top HVAC units have dehumidification. Humidity in this building is a major issue and needs to be controlled. We are asking for a study be done to rectify the moisture problem in this building. As a start to the project we ask if we can add dehumidifying device into in the Film House unit ( RTU – 5 ) as it is a isolated area with the greatest issue. Currently, during the summer months, the humidity is so bad that we regularly have moisture on the glass that separates the projection booth from the room which as you can imagine is a problem for screening films. A study into the buildings humidity problem and an immediate project start that adds dehumidifying controls to RTU-5 as a trial into what is possible.	RN	50,000.00			
	<b>ABC24005 Total</b>								<b>50,000.00</b>		
	ABC24006	Performing Arts Centre - Interior Door Replacements	-	-	-	Door fit problem and high humidity leave many interior wood doors with the inability to clos and lock. Doors recommended to start: Box Office/Purchasing 103 Data Closet B227 (double) BOH/Lower Admin Hallway B263 (double) Film Booth B231 Electrical Room 271	Bottom of Stairwell B2 G RP	50,000.00			

Department Group	Project ID	Project Name	Street Name	From (starting point on street)	To (ending point on street)	Project Details	Project Type	2024	2025	2026	
Buildings and Facilities (Including Accessibility)	<b>ABC24006 Total</b>								<b>50,000.00</b>		
	<b>ABC24007</b>	Performing Arts Centre - New Office Space	-	-	-	We have identified a location on Level B2 that is currently underutilized which we believe could be turned into office space without losing useful space.	E	75,000.00			
	<b>ABC24007 Total</b>								<b>75,000.00</b>		
	<b>ABC24008</b>	Performing Arts Centre - Rain water leader replacement	-	-	-	Replace existing cast iron roof water leader in lower corridor	RP	150,000.00			
	<b>ABC24008 Total</b>								<b>150,000.00</b>		
	<b>ABC24009</b>	St. Catharines Public Library - Centennial Branch - Parking Garage Lighting Upgrades	-	-	-	Upgrade parking lot lighting to LED fixtures	RN	150,000.00			
	<b>ABC24009 Total</b>								<b>150,000.00</b>		
	<b>ABC24010</b>	St. Catharines Public Library - Port Dalhousie Branch - Exterior Restoration	-	-	-	Exterior restoration including siding repair/replacement, painting, window restoration, roof replacement, replace eaves trough and rain water leaders,	RN	150,000.00			
	<b>ABC24010 Total</b>								<b>150,000.00</b>		
	<b>ABC25001</b>	Meridian -Dressing Room - Stalls	-	-	-	Community Dressing rooms 1 and 2 are used for the visiting OHL teams as well as the CEBL River Lions. Both tenants (IceDogs & River Lions) has requested the addition of proper stalls.	RN		50,000.00		
	<b>ABC25001 Total</b>									<b>50,000.00</b>	
	<b>ABC25002</b>	Performing Arts Centre - HVAC/Dehumidification Upgrade	-	-	-	Based on the report to address the humidity issues.	RN		250,000.00		
	<b>ABC25002 Total</b>									<b>250,000.00</b>	
	<b>ABC26001</b>	Performing Arts Centre - Security Upgrades	-	-	-	Access control and security camera upgrades and replacements	RN			150,000.00	
	<b>ABC26001 Total</b>										<b>150,000.00</b>

Department Group	Project ID	Project Name	Street Name	From (starting point on street)	To (ending point on street)	Project Details	Project Type	2024	2025	2026	
Buildings and Facilities (Including Accessibility)	ABC26002	Performing Arts Centre - Security Upgrades	-	-	-	Currently there are a number of the magnet locks on walls for fire doors that don't work. They don't engage and because they are part of the fire plan to use the magnets for holding open the doors (which then release if a fire alarm goes off), the doors don't have door mechanisms that will hold the doors open. The building was designed for these doors to hold open with the magnets but then release in an alarm situation because the doors need to open and stay open for periods of time. The fact that the system isn't working is a breach of the fire plan. When doors need to stay open, without a magnet that works and without a mechanism that will prop the doors open, door stops are used - also a breach of fire plan.	RN			250,000.00	
	<b>ABC26002 Total</b>										<b>250,000.00</b>
	ABC26003	St. Catharines Public Library - Port Dalhousie Branch - Accessibility Upgrades	-	-	-	Washroom renovations and accessibility implementation	RN			200,000.00	
	<b>ABC26003 Total</b>										<b>200,000.00</b>
	ABC26004	St. Catharines Public Library - Port Dalhousie Branch - Lighting Upgrade	-	-	-	Upgrade lighting with new LED fixtures	RN			25,000.00	
	<b>ABC26004 Total</b>										<b>25,000.00</b>
	CEM24001	Victoria Lawn Cemetery - New Columbarium	-	-	-	Construction of new columbarium with 72 niches to address existing capacity limits	E	80,000.00			
	<b>CEM24001 Total</b>										<b>80,000.00</b>
	CEM25001	Victoria Lawn Cemetery - New Mausoleum	-	-	-	Construction of new mausoleum for 200 interments to address existing capacity limits	RP		3,200,000.00		
		Victoria Lawn Cemetery - New Mausoleum - Allowance for Accessible Washroom				Accessible washroom allowance, check with BAO regarding use of revenue to finance	RP		600,000.00		
	<b>CEM25001 Total</b>										<b>3,800,000.00</b>
	FAC24001	Bill Burgoyne Arena - Energy Efficiency Improvements	-	-	-	Energy efficiency improvements including adding a low emissivity ceiling, LED lighting upgrade in the rink, and dry sprinkler system upgrade, existing puck netting can be re-used.	RN	300,000.00			
<b>FAC24001 Total</b>										<b>300,000.00</b>	
FAC24002	City Hall - Security Upgrades	-	-	-	Access control and security camera upgrades and replacements	RN	120,000.00				

Department Group	Project ID	Project Name	Street Name	From (starting point on street)	To (ending point on street)	Project Details	Project Type	2024	2025	2026	
Buildings and Facilities (Including Accessibility)	<b>FAC24002 Total</b>								<b>120,000.00</b>		
	<b>FAC24003</b>	City Hall - UPS Upgrade	-	-	-	Upgrade uninterrupted power supply	RN	50,000.00			
	<b>FAC24003 Total</b>								<b>50,000.00</b>		
	<b>FAC24004</b>	Dalhousie House - Roof Replacement	-	-	-	Replace roof shingles and roof membrane (BUR).	RP	80,000.00			
	<b>FAC24004 Total</b>								<b>80,000.00</b>		
	<b>FAC24005</b>	Dunlop Drive Older Adult Centre - Roof Replacement	-	-	-	Replacement of funds reallocated in 2023 for replacement of roof membrane	RP	275,000.00			
	<b>FAC24005 Total</b>								<b>275,000.00</b>		
	<b>FAC24006</b>	Happy Rolphs Bird Sanctuary - Barn Grading	-	-	-	Exterior grading and storm water management to mitigate basement flooding	RN	100,000.00			
	<b>FAC24006 Total</b>								<b>100,000.00</b>		
	<b>FAC24007</b>	Happy Rolphs Bird Sanctuary - Horse Shelter Power	-	-	-	Run underground power to horse shelter	RN	10,000.00			
	<b>FAC24007 Total</b>								<b>10,000.00</b>		
	<b>FAC24008</b>	Happy Rolphs Bird Sanctuary - Pond Pump and Aeration System Replacement	-	-	-	Replace pond pump and aeration system to prevent algae bloom	RP	30,000.00			
	<b>FAC24008 Total</b>								<b>30,000.00</b>		
	<b>FAC24009</b>	Joe McCaffery Park - Baseball Diamond Lighting Upgrade	-	-	-	Replace existing field lighting with new LED lights and Musco controls.	RN	750,000.00			
	<b>FAC24009 Total</b>								<b>750,000.00</b>		



Department Group	Project ID	Project Name	Street Name	From (starting point on street)	To (ending point on street)	Project Details	Project Type	2024	2025	2026	
Buildings and Facilities (Including Accessibility)	FAC24010	Kiwanis Aquatic Centre - Gutter Replacement	-	-	-	Replace EPDM gutter and insulation	RP	200,000.00			
	<b>FAC24010 Total</b>								<b>200,000.00</b>		
	FAC24011	Kiwanis Aquatic Centre - Security Upgrades	-	-	-	Access control and security camera upgrades and replacements	RN	50,000.00			
	<b>FAC24011 Total</b>								<b>50,000.00</b>		
	FAC24012	Lake Street Service Centre - Electric Vehicle Charge Stations	-	-	-	Add three (3) electric vehicle charging stations	E	15,000.00			
	<b>FAC24012 Total</b>								<b>15,000.00</b>		
	FAC24013	Lake Street Service Centre - Roof Replacement	-	-	-	Replace roof over the forestry, stores and administration areas.	RP	400,000.00			
	<b>FAC24013 Total</b>								<b>400,000.00</b>		
	FAC24014	Lake Street Service Centre - Salt Dome/Wash Bay Fabric Replacement	-	-	-	Replace the fabric roof covering	RP	300,000.00			
	<b>FAC24014 Total</b>								<b>300,000.00</b>		
	FAC24015	Lake Street Service Centre - Yard Security	-	-	-	Lighting and video surveillance for yard behind the salt dome	RP	100,000.00			
	<b>FAC24015 Total</b>								<b>100,000.00</b>		
	FAC24016	Lakeside Park - Carousel - Upgrades	-	-	-	Upgrade distribution, lighting, PA and surround sound system and mechanical shaft replacements	RN	110,000.00			
	<b>FAC24016 Total</b>								<b>110,000.00</b>		
	FAC24017	Lakeside Park - Pier Signage	-	-	-	Signage advising patrons of the dangers on pier during inclement weather and referring to safety devices.	E	8,000.00			

Department Group	Project ID	Project Name	Street Name	From (starting point on street)	To (ending point on street)	Project Details	Project Type	2024	2025	2026	
Buildings and Facilities (Including Accessibility)	<b>FAC24017 Total</b>								<b>8,000.00</b>		
	<b>FAC24018</b>	Lancaster Park - New Soccer Change Rooms	-	-	-	Demolish existing soccer change rooms and construct new accessible change rooms and washrooms.	RP,E	200,000.00	900,000.00		
	<b>FAC24018 Total</b>								<b>200,000.00</b>	<b>900,000.00</b>	
	<b>FAC24019</b>	Lester B. Pearson Park - Kiwanis Aquatic Centre - Field Lighting Upgrade	-	-	-	Replace soccer field lighting (9 poles and 100 fixtures) with LED lighting and Musco controls.	RN	250,000.00			
	<b>FAC24019 Total</b>								<b>250,000.00</b>		
	<b>FAC24020</b>	Lester B. Pearson Park - Kiwanis Aquatic Centre - Pool Pump Replacement	-	-	-	Remove existing pumps on large pool, install new pumps and re-build existing.	RP	75,000.00			
	<b>FAC24020 Total</b>								<b>75,000.00</b>		
	<b>FAC24021</b>	Lester B. Pearson Park - Kiwanis Aquatic Centre - Re-Grouting Phase 1	-	-	-	Re-grout tile in all shower areas.	RP	30,000.00			
	<b>FAC24021 Total</b>								<b>30,000.00</b>		
	<b>FAC24022</b>	Lester B. Pearson Park - Kiwanis Aquatic Centre - Replace Blinds	-	-	-	Replace motorized 73 roller blinds located on three window walls	RP	130,000.00			
	<b>FAC24022 Total</b>								<b>130,000.00</b>		
	<b>FAC24023</b>	Lock Tender's Shanty - Roof Replacement	-	-	-	Replace deteriorated cedar roof shingles	RP	10,000.00			
	<b>FAC24023 Total</b>								<b>10,000.00</b>		
	<b>FAC24024</b>	Lockhart Point - Lock Wall Restoration	-	-	-	Re-point lock walls and remove vegetation	RN	75,000.00			
<b>FAC24024 Total</b>								<b>75,000.00</b>			

Department Group	Project ID	Project Name	Street Name	From (starting point on street)	To (ending point on street)	Project Details	Project Type	2024	2025	2026	
Buildings and Facilities (Including Accessibility)	FAC24025	Market Square - Panel Replacement	-	-	-	Replace all electrical panels and floor boxes	RP	100,000.00			
	<b>FAC24025 Total</b>								<b>100,000.00</b>		
	FAC24027	Merritton Arena - Upper Floor HVAC Upgrades	-	-	-	Replace existing HVAC units for upper floor to accommodate CYO tenant	RN	70,000.00			
	<b>FAC24027 Total</b>								<b>70,000.00</b>		
	FAC24028	Merritton Arena Sound/Paging system	-	-	-	Sound/Paging system required to operate Merritton Arena	RN	20,000.00			
	<b>FAC24028 Total</b>								<b>20,000.00</b>		
	FAC24029	Merritton Community Centre - Accessible Entrance Upgrades	-	-	-	Accessibility upgrades to include replace rails and repair concrete on ramp/steps. Create new accessible side entrance with new accessible ramp, doors and canopy.	RN	500,000.00			
	<b>FAC24029 Total</b>								<b>500,000.00</b>		
	FAC24030	Merritton Community Centre - Stair Lift Upgrades	-	-	-	Repair or replacement of existing stair lifts	RN	100,000.00			
	<b>FAC24030 Total</b>								<b>100,000.00</b>		
	FAC24031	Merritton Community Park - Tennis Court Lighting and Musco Controls	-	-	-	Install new LED tennis court lights and Musco controls	RN	250,000.00			
	<b>FAC24031 Total</b>								<b>250,000.00</b>		
	FAC24032	Merritton Stock Yard - Lighting	-	-	-	Install Lighting	RN	50,000.00			
	<b>FAC24032 Total</b>								<b>50,000.00</b>		
FAC24033	Merritton Stock Yard - Concrete Pad	-	-	-	Concrete pad to address MOE.	RN	200,000.00				

Department Group	Project ID	Project Name	Street Name	From (starting point on street)	To (ending point on street)	Project Details	Project Type	2024	2025	2026	
Buildings and Facilities (Including Accessibility)	<b>FAC24033 Total</b>								<b>200,000.00</b>		
	<b>FAC24034</b>	Merritton Stock Yard - New Gates	-	-	-	Install access gate	E	50,000.00			
	<b>FAC24034 Total</b>								<b>50,000.00</b>		
	<b>FAC24035</b>	Port Dalhousie Lions Park - Pool - Change Room Upgrades	-	-	-	Repaint change room building	RN	40,000.00			
	<b>FAC24035 Total</b>								<b>40,000.00</b>		
	<b>FAC24036</b>	Seymour Hannah Sport and Entertainment Centre - Kiwanis Field - Change Room Heating	-	-	-	Install new condensing boiler and radiant unit heaters in change rooms for shoulder season heating	RN	60,000.00			
	<b>FAC24036 Total</b>								<b>60,000.00</b>		
	<b>FAC24037</b>	Seymour-Hannah Sports and Entertainment Centre - Sound System Upgrade	-	-	-	Install new sound system	RN	65,000.00			
	<b>FAC24037 Total</b>								<b>65,000.00</b>		
	<b>FAC24038</b>	Seymour-Hannah Sports and Entertainment Centre - Compressor and Panel Replacement	-	-	-	Replace two (2) Vilter compressor and panel phase 3 (compressors 3 and 4)	RP	700,000.00			
	<b>FAC24038 Total</b>								<b>700,000.00</b>		
	<b>FAC24039</b>	Seymour-Hannah Sports and Entertainment Centre - Seating				Replace seating in Rink 1 (3 rows), existing seats to be stripped for parts.	RP	60,000.00			
	<b>FAC24039 Total</b>								<b>60,000.00</b>		
	<b>FAC24040</b>	St. Catharines Municipal Golf Course - Accessibility Upgrades				Renovations to existing clubhouse to implement accessibility including entrance and washroom(s).	RN	250,000.00			
<b>FAC24040 Total</b>								<b>250,000.00</b>			

Department Group	Project ID	Project Name	Street Name	From (starting point on street)	To (ending point on street)	Project Details	Project Type	2024	2025	2026
Buildings and Facilities (Including Accessibility)	FAC25001	Lakeside Park - Bandshell Upgrades	-	-	-	Bandshell upgrades that would allow production equipment to be affixed to the structure, rather than using trusses which require a building permit.	RN		45,000.00	
	<b>FAC25001 Total</b>									<b>45,000.00</b>
	FAC25002	Merritton Arena - Concrete Sidewalk Replacement				Replace concrete sidewalk at west and north entrances	RP		50,000.00	
	<b>FAC25002 Total</b>									<b>50,000.00</b>
	FAC25003	Merritton Arena - Flooring Replacement				Replace rubber flooring in change rooms.	RP	-	100,000.00	
	<b>FAC25003 Total</b>									<b>- 100,000.00</b>
	FAC25004	Merritton Arena - Roof Replacement				Replace main roof and south roof including roof drains, eaves trough and rain water leaders	RP		400,000.00	
	<b>FAC25004 Total</b>									<b>400,000.00</b>
FAC25005	Merritton Arena - Upper Floor Renovations				Renovate upper floor including cooling, lighting, flooring and washrooms	RP		250,000.00		
<b>FAC25005 Total</b>									<b>250,000.00</b>	
FAC25006	Seymour-Hannah Sports and Entertainment Centre - Cooling Tower Replacement				Replace cooling tower	RP		1,000,000.00		
<b>FAC25006 Total</b>									<b>1,000,000.00</b>	
FAC25007	Seymour-Hannah Sports and Entertainment Centre - Meridian Room HVAC				New HVAC for Meridian Room	RP		40,000.00		
<b>FAC25007 Total</b>									<b>40,000.00</b>	
FAC25008	Seymour-Hannah Sports and Entertainment Centre - Paint Stands				Clean, paint and seal stands on rink 1 concrete	RP		120,000.00		

Department Group	Project ID	Project Name	Street Name	From (starting point on street)	To (ending point on street)	Project Details	Project Type	2024	2025	2026		
Buildings and Facilities (Including Accessibility)	<b>FAC25008 Total</b>									<b>120,000.00</b>		
	FAC25009	Seymour-Hannah Sports and Entertainment Centre - Replace Rink Netting				Replace netting on rinks 2, 3 and 4	RP		100,000.00			
	<b>FAC25009 Total</b>									<b>100,000.00</b>		
	FAC25010	Seymour-Hannah Sports and Entertainment Centre - Rubber Flooring Replacement				Replace rubber flooring in 24 player change rooms and 4 referee dressing rooms - Phase 1	RP	-	100,000.00			
	<b>FAC25010 Total</b>									-	<b>100,000.00</b>	
	FAC25011	Seymour-Hannah Sports and Entertainment Centre - Rubber Flooring Replacement				Replace rubber flooring in hallways, 24 player change rooms and 4 referee dressing rooms - Phase 2	RP			400,000.00		
	<b>FAC25011 Total</b>										<b>400,000.00</b>	
	FAC25012	Seymour-Hannah Sports and Entertainment Centre - Washroom Upgrades				Replace washroom partitions in public washrooms	RN		70,000.00			
	<b>FAC25012 Total</b>										<b>70,000.00</b>	
	FAC25013	Seymour-Hannah Sports and Entertainment Centre - Zamboni Room Repairs				Repair concrete floors in zamboni rooms	RP			40,000.00		
	<b>FAC25013 Total</b>										<b>40,000.00</b>	
	FAC26001	Alex Mackenzie Park - Concession and Washroom Renovations			-	-	Renovate concession and washroom building to upgrade electrical distribution, wiring, devices, and implement accessibility	RP			300,000.00	
	<b>FAC26001 Total</b>											<b>300,000.00</b>
	FAC26002	Berkley Park - New Washroom Facility			-	-	Construction of new accessible washroom	RP			1,000,000.00	
	<b>FAC26002 Total</b>											<b>1,000,000.00</b>

Department Group	Project ID	Project Name	Street Name	From (starting point on street)	To (ending point on street)	Project Details	Project Type	2024	2025	2026
Buildings and Facilities (Including Accessibility)	FAC26003	Burgoyne Woods - Infield Restoration of Loop Driveway	-	-	-	The restoration of the infield of the loop driveway due to health and safety concerns as well as tree preservation.	RP			200,000.00
	<b>FAC26003 Total</b>									
	FAC26004	City Hall - Roof Replacement				BCA recommendation (from 2017 report) to replace the modified bitumen roof membrane	RP			50,000.00
	<b>FAC26004 Total</b>									
	FAC26005	Happy Rolphs Bird Sanctuary - Barn Electrical Upgrades				Upgrade/replace electrical distribution, wiring, devices, fire suppression and supplemental heating.	RN			100,000.00
	<b>FAC26005 Total</b>									
	FAC26006	Happy Rolphs Bird Sanctuary - Barn Rehabilitation				Structural and architectural rehabilitation.	RP			100,000.00
	<b>FAC26006 Total</b>									
	FAC26007	Happy Rolphs Bird Sanctuary - Parking Lot Expansion				Expansion of the Read Road parking lot.	RP			275,000.00
	<b>FAC26007 Total</b>									
FAC26008	Jaycee Park Garage - Roof Replacement				BCA recommendation to replace existing roof membrane	RP			120,000.00	
<b>FAC26008 Total</b>										
FAC26009	Lake Street Service Centre - Garbage Enclosure				New garbage enclosure behind Salt Dome to prevent garbage from blowing into neighboring property. Design to withstand loader impacts and truck dump clearance 15ft x 20ft x 14ft high.	RP			50,000.00	
<b>FAC26009 Total</b>										
FAC26010	Lake Street Service Centre - Truck Bay Floor Repairs				repairs/replacement of floor in bays 1, 2, 3 and mechanics bay	RP			1,100,000.00	

Department Group	Project ID	Project Name	Street Name	From (starting point on street)	To (ending point on street)	Project Details	Project Type	2024	2025	2026	
Buildings and Facilities (Including Accessibility)	<b>FAC26010 Total</b>										<b>1,100,000.00</b>
	<b>FAC26011</b>	Lancaster Park - Chain Link Fencing Replacement				Replace chain link fencing throughout park	RP			200,000.00	
	<b>FAC26011 Total</b>										<b>200,000.00</b>
	<b>FAC26012</b>	Lancaster Park - Soccer Field Lighting Upgrade				Replace soccer field lighting with LED lighting and Musco controls.	RN		-	400,000.00	
	<b>FAC26012 Total</b>										<b>- 400,000.00</b>
	<b>FAC26013</b>	Lester B. Pearson Park - Kiwanis Aquatic Centre - Re-Grouting Phase 2				Re-grout tile on pool deck and change room floors	RP			150,000.00	
	<b>FAC26013 Total</b>										<b>150,000.00</b>
	<b>FAC26014</b>	Malcomson Eco Park - Parking Lot Surfacing				Pave new parking lot for 35 spaces	RP			425,000.00	
	<b>FAC26014 Total</b>										<b>425,000.00</b>
	<b>FAC26015</b>	Merritton Arena - New Scoreboard				Replace scoreboard	RP		-	20,000.00	
	<b>FAC26015 Total</b>										<b>- 20,000.00</b>
	<b>FAC26016</b>	Merritton Community Park - Bleacher Guardrail Replacement				Replace the bleacher guardrail to meet the requirements of the OBC and FADS	RP			125,000.00	
	<b>FAC26016 Total</b>										<b>125,000.00</b>
	<b>FAC26017</b>	Merritton Community Park - Fencing Replacement				Replace fencing surrounding George Taylor Field	RP			220,000.00	
	<b>FAC26017 Total</b>										<b>220,000.00</b>



Department Group	Project ID	Project Name	Street Name	From (starting point on street)	To (ending point on street)	Project Details	Project Type	2024	2025	2026
Buildings and Facilities (Including Accessibility)	FAC26018	Morningstar Mill - Saw Mill - Blacksmith/Carpentry Shop - Foundation and Masonry Repairs	-	-	-	Structural repairs to the existing foundation and masonry structure	RP			50,000.00
	<b>FAC26018 Total</b>									
	FAC26019	Seymour Hannah - Security Upgrades				Access control and security camera upgrades and replacements	RN		-	140,000.00
	<b>FAC26019 Total</b>									
	FAC26020	Seymour Hannah Sport and Entertainment Centre - Kiwanis Field - Field Lighting Upgrade	-	-	-	Replace existing field lighting to LED fixtures (existing poles and Musco controls to be re-used)	RN			300,000.00
	<b>FAC26020 Total</b>									
	FAC26021	Seymour-Hannah Sports and Entertainment Centre - Carpet Replacement				Replace carpet in administration area	RP		-	50,000.00
	<b>FAC26021 Total</b>									
	FAC26022	Seymour-Hannah Sports and Entertainment Centre - Front Door Replacement	-	-	-	Replace front (main) sliding doors	RP			120,000.00
	<b>FAC26022 Total</b>									
FAC26023	Seymour-Hannah Sports and Entertainment Centre - Lighting Upgrade	-	-	-	Upgrade to LED lighting in change rooms, common area, administration area, mini rink, mechanical rooms, electrical rooms, refrigeration plant, zambonia and boiler rooms.	RN			350,000.00	
<b>FAC26023 Total</b>										
FAC26024	Seymour-Hannah Sports and Entertainment Centre - Roor Replacement	-	-	-	BCA recommendation to replace the roof as it is nearing end of useful life and showing signs of failure.	RP			1,000,000.00	
<b>FAC26024 Total</b>										
FAC26025	Seymour-Hannah Sports and Entertainment Centre - Rubber Flooring Replacement	-	-	-	Replace rubber flooring in 24 player change rooms and 4 referee dressing rooms - Phase 3	RP			100,000.00	

Department Group	Project ID	Project Name	Street Name	From (starting point on street)	To (ending point on street)	Project Details	Project Type	2024	2025	2026	
Buildings and Facilities (Including Accessibility)	<b>FAC26025 Total</b>										<b>100,000.00</b>
	FAC26026	West St. Catharines Older Adult Centre - HVAC Upgrade				BCA recommendation to replace the roof mounted HVAC equipment.	RN			10,000.00	
	<b>FAC26026 Total</b>										<b>10,000.00</b>
	MUS24001	St. Catharines Museum - Electronic blinds in the Lockview Lounge		-	-	Electric blinds for the windows in the large room on the second floor (Lockview Lounge), Gift Shop windows and the large span of windows above the front entrance.	RP,E	10,000.00	10,000.00	10,000.00	
	<b>MUS24001 Total</b>								<b>10,000.00</b>	<b>10,000.00</b>	<b>10,000.00</b>
	MUS24002	St. Catharines Museum - Window Replacements		-	-	Replace windows - 2nd floor lounge	RP	60,000.00			
	<b>MUS24002 Total</b>								<b>60,000.00</b>		
	MUS24003	St. Catharines Musuem - Roof Replacement		-	-	Replace existing steel roofing and insulation	RP	750,000.00			
	<b>MUS24003 Total</b>								<b>750,000.00</b>		
	MUS26001	St. Catharines Museum - HVAC Upgrades		-	-	Scope of work deleted from P18-181-1 including replacing roof top units AC-1 and 1A, supply and installation of RTU 1 and 2 and all HVAC serving 2nd floor, including all BAS connections and structural/electrical components	RN			1,000,000.00	
	<b>MUS26001 Total</b>										<b>1,000,000.00</b>
	MUS26002	St. Catharines Musuem - Elevator Modernization		-	-	Elevator modernization for two (2) frieght and one (1) passenger elevator.	RP			750,000.00	
	<b>MUS26002 Total</b>										<b>750,000.00</b>
	P18-177	Morningstar Mill - Dam Reconstruction & Grist Mill Upgrades		-	-	Additional funding required for P18-177 for the dam reconstruction, grist mill upgrades, house foundation repairs and roof replacements	RN	1,400,000.00			
<b>P18-177 Total</b>								<b>1,400,000.00</b>			

Department Group	Project ID	Project Name	Street Name	From (starting point on street)	To (ending point on street)	Project Details	Project Type	2024	2025	2026	
Buildings and Facilities (Including Accessibility)	P20-144	Seymour-Hannah Sports and Entertainment Centre - Event Door Replacement	-	-	-	Additional funds for project P20-144	RP	225,000.00			
	<b>P20-144 Total</b>								<b>225,000.00</b>		
	P22-137	Buchanan House - Accessibility Upgrades	-	-	-	Additional funds required for project P22-137 to implement accessibility	RN	150,000.00			
	<b>P22-137 Total</b>								<b>150,000.00</b>		
	P22-139	Bill Burgoyne Arena - Cladding, Lighting, HVAC and Foundation Repairs - Additional Funds	-	-	-	Additional funds to project P22-139	RN	580,000.00			
	<b>P22-139 Total</b>								<b>580,000.00</b>		
	P22-150	Municipal (Sunset) Beach - Site	-	-	-	Funding matching (City Portion) for ICIP work - Phase 2	E	800,000.00			
	<b>P22-150 Total</b>								<b>800,000.00</b>		
	P23-141	Merritton Community Park - Baseball Diamond Lighting Upgrade	-	-	-	Additional funds for P23-141	RN	350,000.00			
	<b>P23-141 Total</b>								<b>350,000.00</b>		
	ABC24011	Meridian - Bridge & Indoor Stairs Maintenance				Treat concrete bridge and stairs.	M	30,000.00			
	<b>ABC24011 Total</b>								<b>30,000.00</b>		
	ABC24012	Meridian -In Suite Refridgerator replacement				In Suite fridges need to be replaced. To ensue a uniform look, all fridges should be replaced at the same time.	RP	30,000.00			
<b>ABC24012 Total</b>								<b>30,000.00</b>			
ABC24013	Meridian -Suite Level Speakers				To enhance suite owner experience, an upgrade to the speakers are required. This has been a request from a number of suite owners.	RP	75,000.00				

Department Group	Project ID	Project Name	Street Name	From (starting point on street)	To (ending point on street)	Project Details	Project Type	2024	2025	2026	
Buildings and Facilities (Including Accessibility)	<b>ABC24013 Total</b>								<b>75,000.00</b>		
	<b>ABC24014</b>	Meridian -Roof Life Lines				Roof Life Line inspection suggested the replacement of lines	RP	25,000.00			
	<b>ABC24014 Total</b>								<b>25,000.00</b>		
	<b>ABC24015</b>	Meridian -Garbage Receptacle				Garbage Receptacles need to be replaced throughtout the venue.	RP	30,000.00	30,000.00		
	<b>ABC24015 Total</b>								<b>30,000.00</b>	<b>30,000.00</b>	
	<b>ABC24016</b>	Meridian -Refrigeration Plant maintenance/replacements				2024: Pump 1 & 2 motor Compressor 1 & 2 motor 2025: Pump 9 & 10 Compressor 3 & 4 motor	RP	50,000.00	50,000.00	50,000.00	
	<b>ABC24016 Total</b>								<b>50,000.00</b>	<b>50,000.00</b>	<b>50,000.00</b>
	<b>ABC24017</b>	Meridian -HVAC repairs / replacement				2024: Dehum evap condensor blower assembly & Cir. 3 piping. VFD replacement AHU 2. 2025: AHU 1-B Evap condensor blower assembly, Fluid cooler fan x3	RP	55,000.00	47,000.00		
	<b>ABC24017 Total</b>								<b>55,000.00</b>	<b>47,000.00</b>	
	<b>ABC24018</b>	Meridian -AV - Tricaster				Replace Tricaster	RP	20,000.00			
	<b>ABC24018 Total</b>								<b>20,000.00</b>		
	<b>ABC24019</b>	Meridian -Pizza Oven Replacement/Addition				Replacing or Adding a complimentary Pizza Production Oven will allow for efficiencies in service, expanded menu offerings, and kitchen safety	RP	25,000.00			
	<b>ABC24019 Total</b>								<b>25,000.00</b>		
	<b>ABC24020</b>	Meridian -Dish Machine Upgrade / Replacement				Upgrading our current Dishwasher & Design will allow us to properly promote clean & soiled dish standards for dishes & smallwares used in all F&B Areas	RP	20,000.00			
<b>ABC24020 Total</b>								<b>20,000.00</b>			

Department Group	Project ID	Project Name	Street Name	From (starting point on street)	To (ending point on street)	Project Details	Project Type	2024	2025	2026	
Buildings and Facilities (Including Accessibility)	ABC26005	Meridian Centre - Security Upgrades				Access control and security camera upgrades and replacements	RN		-	150,000.00	
	<b>ABC26005 Total</b>									-	<b>150,000.00</b>
	ABC25003	Meridian -Deep Fryers for Concessions & Main Kitchen				Replacement Deep Fryers for Main Kitchen & Concession Locations as original Equipment installed in 2014 will be end of life by 2026	RP		60,000.00		
	<b>ABC25003 Total</b>									<b>60,000.00</b>	
	ABC25004	Meridian -Popcorn Popper Replacements				Replacement Commercial Grade Popcorn Poppers will be required before 2025 to confidently keep up with production demand & safety standards	RP		25,000.00	25,000.00	
	<b>ABC25004 Total</b>									<b>25,000.00</b>	<b>25,000.00</b>
	ABC25005	Meridian -Primary Oven in Main Kitchen				Following a Recall on a Heat Exchange last year, we have experienced consistent issues with our Main Oven and will require an upgrade to guarantee certain services	RP		25,000.00		
	<b>ABC25005 Total</b>									<b>25,000.00</b>	
	ABC26006	Meridian -Box office Digital Marquis and digital way finding				box office and directional signage requires an update. Digital will allow the the potential to sell adversting time/space.	RP			80,000.00	
	<b>ABC26006 Total</b>										<b>80,000.00</b>
	<b>Grand Total</b>								<b>11,778,000.00</b>	<b>7,962,000.00</b>	<b>9,645,000.00</b>



Department Group	Project ID	Project Name	Street Name	From (starting point on street)	To (ending point on street)	Project Details	Project Type	2024	2026	
Buildings and Facilities (Including Accessibility)	CAR24001	Carlisle Street Parking Garage - Door Replacement	-	-	-	Replace corroding exterior hollow metal doors to service rooms.	RP	25,000.00		
	<b>CAR24001 Total</b>								<b>25,000.00</b>	
	CAR24002	Carlisle Street Parking Garage - Wear Course Renewal	-	-	-	Replace wear course on lower level parking	RN	150,000.00		
	<b>CAR24002 Total</b>								<b>150,000.00</b>	
	CAR24003	Ontario Street Parking Garage - Drain Replacements	-	-	-	Replace existing cast iron area drains and piping throughout to address corrosion and leaking.	RP	150,000.00		
	<b>CAR24003 Total</b>								<b>150,000.00</b>	
	CAR26001	Carlisle Street Parking Garage - Security Upgrades	-	-	-	Access control and security camera upgrades and replacements	RN		160,000.00	
	<b>CAR26001 Total</b>									<b>160,000.00</b>
	CAR26002	Westchester Parking Lot - Reconstruction	-	-	-	Reconstruction existing parking lot and add lighting for 30 spaces	RP		325,000.00	
	<b>CAR26002 Total</b>									<b>325,000.00</b>
PCI23-05	Ontario Street Parking Garage - Payment System Upgrades	-	-	-	Additional funds for installing (15) pay and display kiosks and remove existing gates. Previsie Park Link is vendor that uses cellular technology requiring only power at each location combined with a license plate recognition system under separate parking operating budget.	RN	100,000.00			
<b>PCI23-05 Total</b>								<b>100,000.00</b>		
<b>Grand Total</b>								<b>425,000.00</b>	<b>485,000.00</b>	





## Fire Services (Fire) (Schedule N)

Fire Services is important for protecting the well-being of residents through the provision of preventative, safe, reliable, and accessible services. Some of the fire services assets currently owned and operated by the City of St. Catharines include:

- Fire facilities
- Emergency response vehicles
- Support Vehicles
- Technical rescue equipment
- Medical response equipment
- Communications equipment
- Other fire vehicles and equipment

### Fire Spotlight – Aerial Replacement

Fire services prioritizes asset renewal based on asset condition, as well as health and safety considerations, with the assets in the poorest condition being prioritized for replacement. In alignment with balancing best practices and prudent financial management, Aerials are replaced every 20 years to maximize the useful life.

### Fire Spotlight – Fire Station #3

In alignment to the asset management plan and the DC background study, Fire Station No 3 on Pelham Road will be replaced to renew the facility to accommodate for a growing population.

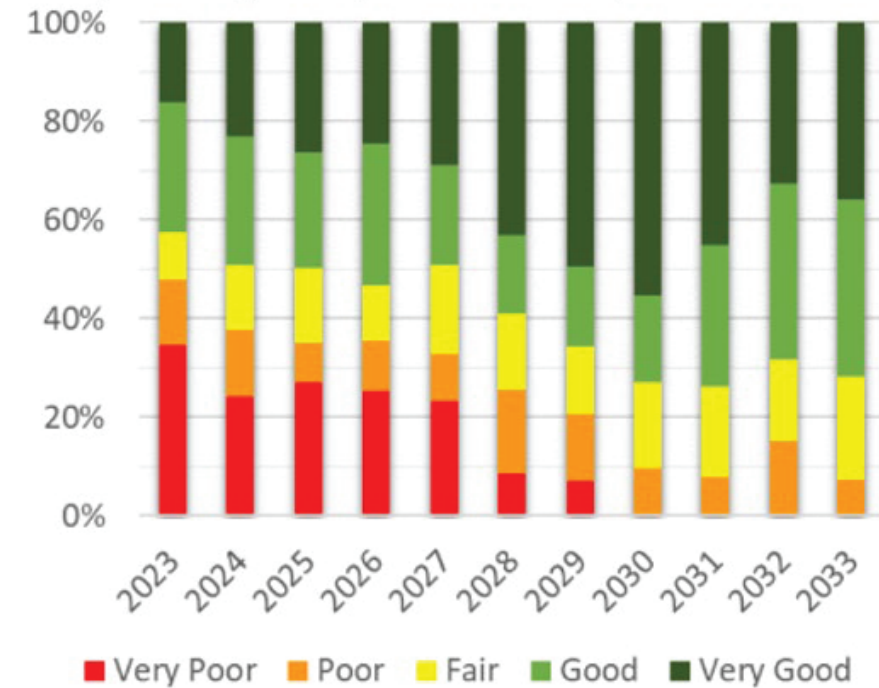
### Fire Spotlight – Fire Training Tower

Built in 1974, the Training Tower has a severely sagging floor and major structural issues. It became unusable in November 2015 and was decommissioned in 2017. This current project will provide a new training tower in order to save on costs of outsourcing training outside of the city.

Current compliment of fire vehicle and equipment are as follows:

- 2 Aerials
- 9 Pumpers
- 1 Heavy Rescue
- 1 Quints
- 2 Watercrafts with Trailers
- Self Contained Breathing Apparatus
- Bunker gear

**Project Condition Distribution Performance with Anticipated Budget: Fire (Source: 2023 AMP)**



**Value and Condition**

Total investment value within the next 3 years: \$18.5 million over the 2024 to 2026 Multi-year budget

**Current Strategy****Renewal and Replacement**

In accordance with the Ontario Occupational Health and safety act, **Bunker gear** is replaced based off the standards provided by the National Fire Protection Association and Canadian General Standards Board. As stated in NFPA 1851 bunker gear is NOT to exceed a life cycle greater than ten(10) years. We have a replacement schedule in place that ensures our Bunker gear is replaced in accordance to the Ontario Occupational Health and Safety Act and NFPA 1851 Standard.

Equipment that are not regulated such as watercrafts or the washroom trailer are replaced when the asset has reached the end of it's useful.

Fire facilities are repaired and/or replaced based off the recommendations of the building condition assessment.

In accordance to the National Fire Protection Association(NFPA) 1901 Standard and the Underwriters Laboratories of Canada(ULC) S515 our apparatus are moved from a "first line" response vehicle to a reserve apparatus. Due to deficiencies that are common in the last five(5) years of the vehicles life(inadequate braking systems, structurally weakened chassis, slow engine response and pump wear), the vehicle may be used as a reserve apparatus but not a first run vehicle.

Department Group	Project ID	Project Name	Street Name	From (starting point on street)	To (ending point on street)	Project Details	Project Type	2024	2025	2026	
Fire Services	FIR24001	Washroom Trailer	-	-	-	A pullable washroom trailer that can be towed to incident locations in which fire services are required to stay on site for longer durations.	E	40,000.00			
	<b>FIR24001 Total</b>								<b>40,000.00</b>		
	FIR24002	Fire Watercraft - B1	-	-	-	Replacment of Fire Watercraft in alignment with the asset management plan	RN	60,000.00			
	<b>FIR24002 Total</b>								<b>60,000.00</b>		
	FIR24003	P2 (Unit #11 - 2005 Sutphen Series) & Budget Top-up for 2004 Sutphen Aerial Unit 26	-	-	-	Replacment of Fire Pumper in alignment with the asset management plan	RN	2,536,230.00			
	<b>FIR24003 Total</b>								<b>2,536,230.00</b>		
	FIR24004	Bunker Gear Equipment	-	-	-	Replacement of Bunker Gear equipment in alignment with the asset management plan	RN,RP	103,000.00	142,000.00	109,000.00	
	<b>FIR24004 Total</b>								<b>103,000.00</b>	<b>142,000.00</b>	<b>109,000.00</b>
	FIR24005	Fire Station No. 4 - Dispatch Upgrades for NG911	-	-	-	Upgrade dispatch area to accommodate Next Generation 911	E	1,100,000.00			
	<b>FIR24005 Total</b>								<b>1,100,000.00</b>		
	FIR25001	Fire Station No. 3 - Replacement	-	-	-	Reconstruction of Fire Station No. 3 on the same site.	RP,E		7,500,000.00		
	<b>FIR25001 Total</b>									<b>7,500,000.00</b>	
	FIR26001	Unit #27 - 2007 Sutphen 100' aerial	-	-	-	Replacement of Fire Aerial in alignment with the asset management plan	RN			2,127,300.00	
	<b>FIR26001 Total</b>										<b>2,127,300.00</b>
FIR26002	Fire Station No. 6 - Addition and Renovation	-	-	-	2300 sqft addition and interior alterations to accommodate staffing needs, accessibility and temporary facilities	RP			2,500,000.00		

RP = Replacement, RN = Renewal, E = Expansion, NI = Non Infrastructure Solution, M = Maintenance, D = Disposal

Department Group	Project ID	Project Name	Street Name	From (starting point on street)	To (ending point on street)	Project Details	Project Type	2024	2025	2026	
Fire Services	<b>FIR26002 Total</b>										<b>2,500,000.00</b>
	<b>FIR26003</b>	Fire Station No. 6 - Roof Replacement		-	-	-	BCA recommendation to replace roof shingles	RP			30,000.00
	<b>FIR26003 Total</b>										<b>30,000.00</b>
	<b>P17-152</b>	Fire Training Facility Re-construction		-	-	-	Construction of new fire training facility on property of St. Lawrence Seaway Corporation on Welland Canals Parkway to replace funds allocated from Fire Station No. 2.	RP	2,200,000.00		
	<b>P17-152 Total</b>										<b>2,200,000.00</b>
	<b>FIR25002</b>	Fire Station No. 4 - Security Upgrades		-	-	-	Access control and security camera upgrades and replacements	RN	-	50,000.00	
	<b>FIR25002 Total</b>										<b>-</b>
<b>Grand Total</b>								<b>6,039,230.00</b>	<b>7,692,000.00</b>	<b>4,766,300.00</b>	

**Fleet**  
(Schedule O)

Corporate Fleet provides city departments with vehicles and equipment so staff can perform required duties daily in a safe, reliable, and efficient manner

**Spotlight – Electric Ice Resurfacer**

Investing in an electronic ice resurfacer ensures a superior ice surface, elevating the quality of recreational experiences for residents engaging in skating and hockey, but it also aligns with our commitment to sustainability. By significantly reducing emissions and energy consumption compared to conventional models, the electronic resurfacer showcases our dedication to responsible environmental stewardship. The Ice Resurfacer is expected to be located at the Merritton Community Arena.

Current compliment of vehicle and equipment include:

- Trucks
- Vans
- Pick Up
- Sedans
- Tools and Equipment

Note Fleet that Support Fire Protection are include in Fire Sections

**Value and Condition**

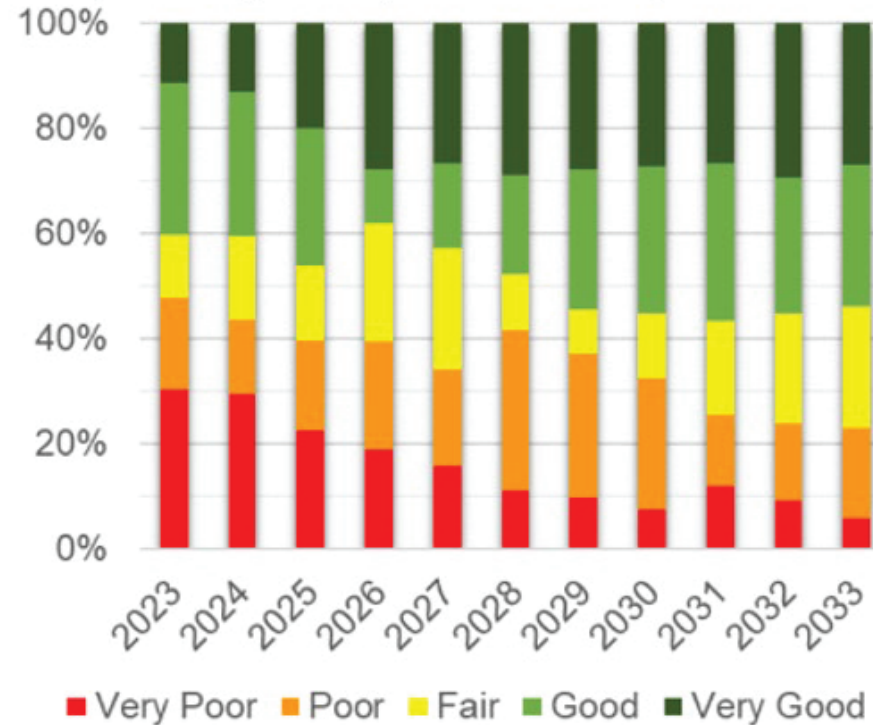
Estimated total Replacement Value of Corporate Fleet (excluding Fire Fleet):\$23 million  
Total investment value within the next 3 years: \$10.1 million over the 2024 to 2026 Multi-year budget

**Current Strategy**

**Renewal and Replacement:** The current strategy as far as renewal or/and replacement is concerned is approximately ten years for large trucks, pickup trucks, and cars. For tractors and large equipment, as loaders and backhoes, is approximately seven years. Once the point of replacement arrives, an analysis of the unit takes place to capture the use and time on

the motor and chassis to determine whether further use would be practical. When repair costs, down time, and issues with part location becomes burdensome and inefficient, then Fleet makes a determination to retire the unit. If the unit has been underused, and parts are still in circulation and at a respectable cost, then the decision to defer the unit is implemented.

**Project Condition Distribution Performance with Anticipated Budget: Fleet (Source: 2023 AMP)**



Department Group	Project ID	Project Name	Street Name	From (starting point on street)	To (ending point on street)	Project Details	Project Type	2024	2025	2026	
Fleet	FLT24001	Fleet Replacement Plan for Water/Waste Water	-	-	-	Annual replacement of vehicles and equipment for water and waste water (Avg 10 years)	RP,E	300,000.00	490,000.00	690,000.00	
	<b>FLT24001 Total</b>								<b>300,000.00</b>	<b>490,000.00</b>	<b>690,000.00</b>
	FLT24002	Fleet Replacement Plan for Municipal Works and EFES	-	-	-	Annual replacement of vehicles and equipment for Municipal Works and EFES (Avg 10 years)	RP	2,715,000.00	2,709,000.00	2,840,000.00	
	<b>FLT24002 Total</b>								<b>2,715,000.00</b>	<b>2,709,000.00</b>	<b>2,840,000.00</b>
	FLT24003	Fleet Replacement Plan for Fire	-	-	-	Annual replacement of vehicles and equipment for Fire (Avg 10 years)	RP	245,000.00		150,000.00	
	<b>FLT24003 Total</b>								<b>245,000.00</b>		<b>150,000.00</b>
	FLT24004	Ice Resurfacers & Chargers - Electric (Merritt Arena)	-	-	-	Required Ice resurfacers to enable Merritt Arena strategy	E	170,000.00			
	<b>FLT24004 Total</b>								<b>170,000.00</b>		
	FLT24005	Bylaw Enforcement Vehicles and Chargers - Electric (Merritt Arena)	-	-	-	Required for Health and Safety for Bylaw Enforcement in the City.	E	410,000.00			
	<b>FLT24005 Total</b>								<b>410,000.00</b>		
	<b>Grand Total</b>								<b>3,840,000.00</b>	<b>3,199,000.00</b>	<b>3,680,000.00</b>

## Corporate Infrastructure (CSS - IT) (Schedule P)

Information Technology (IT) are integral to the City’s daily operations and represent non-core assets of the City’s 2023 Asset Management Plan.

### CSS Spotlight – Growth Initiatives

The City’s systems are due for required upgrades to modernize IT assets and service delivery. Notable projects include upgrades to finance systems (PeopleSoft), security operations, water billing software, and the data center. Without well-functioning and properly managed assets, efficient service delivery would not be possible to the residents and businesses operating within the City.

Some of the IT assets currently owned and operated by the City of St. Catharines include:

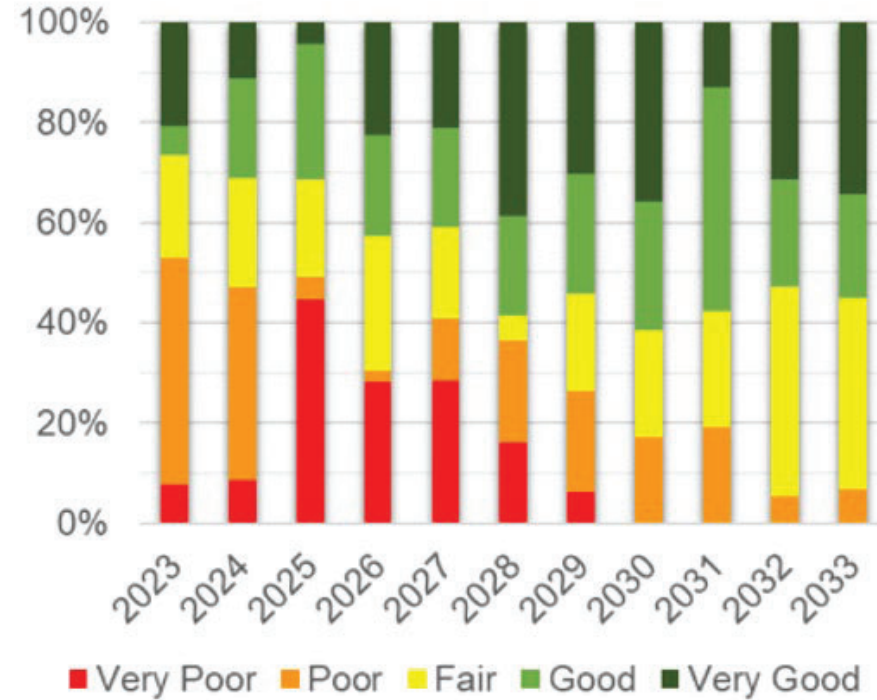
- Cellular Devices
- Meeting Room Appliances
- Personal Computers/Laptops
- Printing and Scanning Hardware
- Network Switches
- Blade Enclosures
- Server Blades
- Storage SAN
- Wireless Controller
- Wireless Access Points
- Phone System and phones
- Firewalls

### Value and Condition

Current average condition: Overall, 41% of IT assets require replacement within the next five years (2024-2029).

Total investment value within the next 5 years: \$12.83 million for renewal of various hardware and service assets that require replacement within the next five year (2024-2029).

**Projected Condition Distribution Performance with Anticipated Budget: IT (Source: 2023 AMP)**



### Current Strategy Upgrade and Replacement

The **2023 Asset Management Plan** provides recommendations on the long-term operating sustainability and health of the City’s IT system. The 2024-2026 Capital Budget includes \$8.93M towards replacement of key information technology infrastructure.

The **PeopleSoft Implementation** is a transformational project to modernize financial processes using PeopleSoft and empower staff across the corporation to manage the City's operations and resources in a more effective manner. This project is aligned with the Operational Excellence Pillar of the City's Strategic Plan and will help reduce risk exposure, provide better data and reporting abilities, as well as increase efficiency.

The **ARMS Project** supports the City's ARMS software which requires mobile devices in the field. Implementation of new devices will address this requirement and allow full utilization of the new ARMS solution which will improve efficiency, data processing, & reporting abilities.

The **Cloud Security Controls Implementation** supports modernization of the City's corporate IT infrastructure by moving IT infrastructure to cloud platforms to increase agility and reduce costs. While necessary, this shift also introduces new cybersecurity risks that need to be addressed. This project would involve implementing cloud-specific security controls, such as encryption, access control, and monitoring.

The **Security Operations Center (SOC) Implementation** will enhance and strengthen the City's security response. An SOC is a centralized unit that monitors and responds to security incidents. It provides 24/7 monitoring and incident response capabilities, which is critical for detecting and responding to cyber threats in a timely manner. This project would involve establishing a SOC or outsourcing to a managed security service provider (MSSP) for SOC services.

The **Water Billing Software Replacement** is a key growth initiative which will address operational needs and support staff in more effective operation of the water billing process. This project is aligned with the Operational Excellence Pillar of the City's Strategic Plan and will help facilitate more fluid service delivery, enhanced data, and improved reporting abilities.

The **Data Center Project** will replace end of life components as well as upgrade the data center to increase storage required to accommodate increased volumes of data. The data center is integral in daily operations and supports service delivery across the corporation.

#### **Services to Partners:**

The City provides IT support to the FirstOntario Performing Arts Centre (FOPAC) and Meridian Centre. Services incorporated within the 2024-2026 Capital Budget include:

- Network Upgrades
- Wireless Upgrades & Expansion
- Building Automation System (BAS) Replacement

These projects will address operating requirements to replace end of life assets and access points.



Department Group	Project ID	Project Name	Street Name	From (starting point on street)	To (ending point on street)	Project Details	Project Type	2024	2025	2026	
Corporate Infrastructure	CRP24001	Network Segmentation	-	-	-	Segmenting the network can limit the scope of cyberattacks and reduce the impact of any potential breaches. This project would involve segmenting the network into smaller, isolated segments with separate access controls and monitoring.	RP	450,000.00			
	<b>CRP24001 Total</b>								<b>450,000.00</b>		
	CRP24002	PAC Network and Wireless upgrade	-	-	-	AVAYA network equipment at end of life and needs to be replaced. This is the last of this equipment still in use at the city, all others replaced. Access points are old and need to be replaced.	RP	200,000.00			
	<b>CRP24002 Total</b>								<b>200,000.00</b>		
	CRP24003	Genetec Access Control upgrade for City Hall, Meridian Centre, and PAC	-	-	-	Genetec Access Control upgrade for City Hall, Meridian Centre, and PAC	RP	200,000.00			
	<b>CRP24003 Total</b>								<b>200,000.00</b>		
	CRP24004	Genetec Archiver / Storage upgrades	-	-	-	Additional cameras has generated a need for more storage.	E	100,000.00			
	<b>CRP24004 Total</b>								<b>100,000.00</b>		
CRP24005	Meridian Centre WIFI expansion	-	-	-	Additional WIFI coverage required at Meridian Centre	E	200,000.00				
<b>CRP24005 Total</b>								<b>200,000.00</b>			
CRP24006	Meridian Centre Building Automation System (BAS)	-	-	-	7 years old and needs to be replaced	E	200,000.00				
<b>CRP24006 Total</b>								<b>200,000.00</b>			
CRP24007	Enhanced & Upgraded Information Security Awareness Platform	-	-	-	Needed to training and conduct phishing training for staff	E	40,000.00				
<b>CRP24007 Total</b>								<b>40,000.00</b>			
CRP24008	Business Continuity Planning Software	-	-	-	BCP are needed for all departments and this software will assist with the planning	NI	50,000.00				

Department Group	Project ID	Project Name	Street Name	From (starting point on street)	To (ending point on street)	Project Details	Project Type	2024	2025	2026	
Corporate Infrastructure	<b>CRP24008 Total</b>								<b>50,000.00</b>		
	<b>CRP24009</b>	Agenda Notes Replacement	-	-	-	Agenda Notes replacement for council	RP	50,000.00			
	<b>CRP24009 Total</b>								<b>50,000.00</b>		
	<b>CRP24010</b>	Incident Response Plan Development and Testing	-	-	-	This project would involve developing and testing a comprehensive incident response plan that outlines roles, responsibilities, and procedures for responding to security incidents.	NI	100,000.00			
	<b>CRP24010 Total</b>								<b>100,000.00</b>		
	<b>CRP25001</b>	Cloud Security Controls Implementation	-	-	-	This project would involve implementing cloud-specific security controls, such as encryption, access control, and monitoring.	NI		500,000.00		
	<b>CRP25001 Total</b>									<b>500,000.00</b>	
	<b>CRP25002</b>	City Hall Core switch upgrade Dual redundant routers to NRBN	-	-	-	City Hall Core switch upgrade Dual redundant routers to NRBN	RP		50,000.00		
	<b>CRP25002 Total</b>									<b>50,000.00</b>	
	<b>CRP25003</b>	Genetec Access Control upgrade for other facilities	-	-	-	Genetec Access Control upgrade for other facilities	RP		141,000.00		
	<b>CRP25003 Total</b>									<b>141,000.00</b>	
	<b>CRP25004</b>	Cybersecurity Risk Assessment and Management	-	-	-	Conducting regular cybersecurity risk assessments can help identify and prioritize cybersecurity risks, allowing organizations to allocate resources more effectively to mitigate those risks.	RP		100,000.00		
	<b>CRP25004 Total</b>									<b>100,000.00</b>	
	<b>CRP25005</b>	Security Operations Center (SOC) Implementation	-	-	-	A SOC is a centralized unit that monitors and responds to security incidents. A SOC provides 24/7 monitoring and incident response capabilities, which is critical for detecting and responding to cyber threats in a timely manner. This project would involve establishing a SOC or outsourcing to a managed security service provider (MSSP) for SOC services.	NI		1,000,000.00		
	<b>CRP25005 Total</b>									<b>1,000,000.00</b>	

Department Group	Project ID	Project Name	Street Name	From (starting point on street)	To (ending point on street)	Project Details	Project Type	2024	2025	2026
Corporate Infrastructure	CRP25006	Water Billing Software Replacement	-	-	-	Water billing software to address operational requirements	RN		1,300,000.00	
	<b>CRP25006 Total</b>									<b>1,300,000.00</b>
	CRP25007	Weather Station	-	-	-	Weather Station to assist with data collection and operations	E		250,000.00	
	<b>CRP25007 Total</b>									<b>250,000.00</b>
	CRP26001	Data Centre C7000 chassis and Blades replacement	-	-	-	Replace end of life chassis and blades	RP			1,000,000.00
	<b>CRP26001 Total</b>									<b>1,000,000.00</b>
	CRP26002	Vulnerability Management Program	-	-	-	Vulnerability management is a critical aspect of any cybersecurity program, as it involves identifying and remediating vulnerabilities in the organization's IT infrastructure. This project would involve implementing vulnerability scanning tools, establishing a vulnerability management process, and performing periodic vulnerability assessments.	NI			300,000.00
	<b>CRP26002 Total</b>									<b>300,000.00</b>
	CRP26003	Cloud Access Security Broker (CASB)	-	-	-	Implementing a CASB solution can help monitor and control access to cloud solutions, identify potential security risks, and enforce security policies to prevent data exfiltration.	NI			100,000.00
	<b>CRP26003 Total</b>									<b>100,000.00</b>
CRP26004	Data Centre 3par upgrade	-	-	-	Increase in storage needed due to increased data	RP			500,000.00	
<b>CRP26004 Total</b>									<b>500,000.00</b>	
CRP26005	Replace Digital Signage Screens	-	-	-	Screens are old and approaching end of life	RP			60,000.00	
<b>CRP26005 Total</b>									<b>60,000.00</b>	
PCI17-1	PeopleSoft Implementation	-	-	-	PeopleSoft Implementation project Phase 2 as per FMS-114-2022	E	900,000.00	450,000.00		

Department Group	Project ID	Project Name	Street Name	From (starting point on street)	To (ending point on street)	Project Details	Project Type	2024	2025	2026
Corporate Infrastructure	<b>PCI17-1 Total</b>							<b>900,000.00</b>	<b>450,000.00</b>	
	<b>PCI18-01</b>	Document Management System	-	-	-	Document management system in the cloud to hold and preserve files.	NI		43,000.00	
	<b>PCI18-01 Total</b>								<b>43,000.00</b>	
	<b>ST21-10</b>	ARMS project - Mobile Devices and Budget top up	-	-	-	New devices will allow full utilization of new solution as well as incremental resources to implement the project	E	650,000.00		
	<b>ST21-10 Total</b>								<b>650,000.00</b>	
<b>Grand Total</b>								<b>3,140,000.00</b>	<b>3,834,000.00</b>	<b>1,960,000.00</b>

## **Co-ordinated Projects** (Schedule Q)

For asset categories within the road allowance (roads, sidewalks, sewers, water mains), coordination with other construction activities is taken into consideration to take advantage of economies of scale and reduce the impact of construction on abutting property owners and the travelling public. Determination of the final construction program for all the assets for a particular year is the result of an iterative effort by staff in reviewing all the asset categories. Schedule Q reports on the new and continuing projects included within the 2024-2026 Capital Budget. For each project in the schedule, each of the asset categories previously reported in Schedule B to I is shown.

Project Name	Project ID	Department Group	Street Name	From (starting point on street)	To (ending point on street)	Project Details	Project Type	2024	2025	2026
2025 Sidewalk Replacement Program	ROD25004	Sidewalks and Walkways & Multit Use Pathways	various	(blank)		Sidewalk repairs in conjunction with road and underground works. Locations to be determined during design.	RP		174,692.00	
	<b>ROD25004 Total</b>									<b>174,692.00</b>
Alpine/Lily/Violet	SAN25009	Sanitary Sewer Collection System	Alpine Street	Violet Street	Lily Street		0 RP		236,250.00	
		Sanitary Sewer Collection System	Violet Street	Martindale Road	East End	Construction Fees to replace deficient sanitary sewer in conjunction with watermain replacement	RP		367,500.00	
<b>SAN25009 Total</b>									<b>603,750.00</b>	
Blue Spruce / Huntingwood	P22-064	Roads	1. Cherryblossom Lane / 2. Blue Spruce Crt / 3. Mariners Crt / 4. Harbour Heights Lane / 5. Huntingwood Gate / 6. Kerwin Gate	1. Crecent Wood Dr / 2. Crescentwood Dr / 3. Crescentwood Dr / 4. Crescentwood Dr / 5. Crescentwood Dr / 6. Crescentwood Dr	1. Harbour Heights Lane / 2. End / 3. End / 4. End / 5. End / 6. End	Additional funds for roadworks	RN		18,700.00	
		Water Distribution System (Watermains)	1. Blue Spruce Ct / 2. Huntingwood Gate	1. Crescentwood Dr / 2. Crescentwood Dr	1. Cul-de-sac / 2. Cul-de-sac			RP		78,000.00
<b>P22-064 Total</b>									<b>96,700.00</b>	
Brimley Crescent Road Rehabilitation & Underground Improvements	P23-061	Sanitary Sewer Collection System	Brimley Cres	Gaywood Drive	Cul-de-sac	Replacement of sanitary sewer section in conjunction with watermain replacement	RP		40,000.00	
		Storm Sewer Collection Systems	Brimley Cres	Gaywood Drive	Cul-de-sac	Replacement of storm sewer sections in conjunction with watermain replacement	RP		378,450.00	
<b>P23-061 Total</b>									<b>418,450.00</b>	
Carlton/Welland	SAN26002	Sanitary Sewer Collection System	Carlton Street	Duncaster Blvd	Currie Street	Construction fees for new sanitary sewer replacements in conjunction with watermain replacement as per AMP	RP			66,150.00
		Sanitary Sewer Collection System				Design fees for new sanitary sewer replacements in conjunction with watermain replacement as per AMP	RP			16,538.00

Project Name	Project ID	Department Group	Street Name	From (starting point on street)	To (ending point on street)	Project Details	Project Type	2024	2025	2026
<b>Carlton/Welland</b>	<b>SAN26002 Total</b>									<b>82,688.00</b>
<b>Castlewood/Riverview Re-Construction</b>	<b>ROD25008</b>	Roads	<b>Castlewood Street</b>	Riverview Blvd	<b>Windermere Blvd</b>	Design fees for reconstruction of existing roadway	RP		48,300.00	
		Roads	<b>Riverview Blvd</b>	Castlewood Street	<b>Windermere Blvd</b>		0 RP		349,125.00	
	<b>ROD25008 Total</b>									<b>397,425.00</b>
	<b>SAN25001</b>	Sanitary Sewer Collection System	<b>1. Castlewood St. / 2. Riverview Blvd.</b>	1. Windermere Rd. / 2. Castlewood St.	<b>1. Riverview Blvd / 2. Windermere Blvd</b>	Design fees for sanitary sewer replacement	RP		50,925.00	
	<b>SAN25001 Total</b>									<b>50,925.00</b>
	<b>STM25004</b>	Storm Sewer Collection Systems	<b>Castlewood Street</b>	Riverview Blvd	<b>Windermere Blvd</b>	Construction fees CB's replacements in conjunction with road reconstruction	RP		14,249.00	
	<b>STM25004 Total</b>									<b>14,249.00</b>
	<b>WAT25001</b>	Water Distribution System (Watermains)	<b>Castlewood Street</b>	Riverview Blvd	<b>Windermere Road</b>	Replace existing C.I. watermain.	RP		33,784.00	
		Water Distribution System (Watermains)	<b>Riverview Blvd</b>	Castlewood Street	<b>Windermere Road</b>		0 RP		219,595.00	
	<b>WAT25001 Total</b>									<b>253,379.00</b>
<b>Dexter/Henrietta/Lisgar/Morris</b>	<b>STM26001</b>	Storm Sewer Collection Systems	<b>Dexter Street</b>	Ridley Road	<b>St Paul Street</b>	Construction fees for new storm sewer replacements in conjunction with watermain replacement as per AMP	RP			380,955.00
		Storm Sewer Collection Systems					Design fees for new storm sewer replacements in conjunction with watermain replacement as per AMP	RP		67,227.00
	<b>STM26001 Total</b>									<b>448,182.00</b>
<b>Dundas / Leeson</b>	<b>P23-101</b>	Roads	<b>Dundas Cres</b>	Bradley Street	<b>Bradley Street</b>	Additional funds for roadworks	RN	48,500.00		

Project Name	Project ID	Department Group	Street Name	From (starting point on street)	To (ending point on street)	Project Details	Project Type	2024	2025	2026
<b>Dundas / Leeson</b>	<b>P23-101 Total</b>							<b>48,500.00</b>		
<b>Eleanordale / Helm / Rochelle / Tavistock / Viking Road and Underground</b>	<b>P21-062</b>	Roads	<b>Eleanordale Circle</b>	Tavistock Road	<b>End</b>	Additional funds for roadworks	RN	20,500.00		
		Roads	<b>Helm Street</b>	Bunting Road	<b>Viking Drive</b>		0 RN	2,600.00		
		Roads	<b>Rochelle Drive</b>	Goldsmith Road	<b>Bunting Road</b>		0 RN	5,000.00		
		Roads	<b>Tavistock Road</b>	Scott Street	<b>Eleanordale Circle</b>		0 RN	5,000.00		
		Roads	<b>Viking Drive</b>	End	<b>St Lawrence Drive</b>		0 RN	38,500.00		
		Sanitary Sewer Collection System	<b>1. Eleanordale Circle / 2. Helm St. / 3. Rochelle Dr. / 4. Tavistock Rd. / 5. Viking Dr.</b>	<b>1. Tavistock Rd. / 2. Viking Drive / 3. Tavistock Rd / 4. Rochelle Dr. / 5. Helm St.</b>	<b>1. End / 2. Bunting Rd / 3. 70m S of Goldsmith Ave / 4. Scott St / 5. End</b>	Sanitary sewer repairs	RP	142,000.00		
	<b>P21-062 Total</b>							<b>213,600.00</b>		
<b>Eleanordale/Helm/Rochelle/Tavistock/Viking</b>	<b>P21-062</b>	Storm Sewer Collection Systems	<b>1. Eleanordale Circle / 2. Helm St. / 3. Rochelle Dr. / 4. Tavistock Rd. / 5. Viking Dr.</b>	<b>1. Tavistock Rd. / 2. Viking Drive / 3. Tavistock Rd / 4. Rochelle Dr. / 5. Helm St.</b>	<b>1. End / 2. Bunting Rd / 3. 70m S of Goldsmith Ave / 4. Scott St / 5. End</b>	Storm sewer repairs	E		225,000.00	
	<b>P21-062 Total</b>								<b>225,000.00</b>	
<b>Facer Street road and underground improvements</b>	<b>P23-062</b>	Roads	<b>Facer Street</b>	Grantham Avenue	<b>Niagara Street</b>	Road Improvements	RN			2,062,063.00
		Sanitary Sewer Collection System	<b>Facer Street</b>	Grantham Avenue	<b>Niagara Street</b>		RP			631,375.00
		Sidewalks and Walkways & Multit Use Pathways	<b>Facer Street</b>	Grantham Avenue	<b>Niagara Street</b>	Sidewalk replacement in conjunction with road reconstruction	RP			336,263.00



Project Name	Project ID	Department Group	Street Name	From (starting point on street)	To (ending point on street)	Project Details	Project Type	2024	2025	2026
Facer Street road and underground improvements	P23-062	Storm Sewer Collection Systems	Facer Street	Grantham Avenue	Niagara Street		RP			543,175.00
	<b>P23-062 Total</b>									<b>3,572,876.00</b>
	ROD24010	Roads	Facer Street	Grantham Avenue	Niagara Street	Replace existing traffic Signal	RN	400,000.00		
<b>ROD24010 Total</b>									<b>400,000.00</b>	
First Street Louth Road improvements (R1)	ROD25009	Roads	First Street	CNR	Ridley Road	Urbanization and widening of road in conjunction with new development	E			3,008,171.00
		Roads					E		505,575.00	
	<b>ROD25009 Total</b>									<b>505,575.00</b>
Flanders Watermain Improvements	P21-100	Roads	Flanders Avenue	Vivian Avenue	Karen Avenue	Additional funds for replacement of full depth asphalt	RN	79,000.00		
		Roads	Karen Avenue	Grantham Avenue	Flanders Avenue		0 RN	49,000.00		
		Water Distribution System (Watermains)	Flanders Avenue				RP	143,000.00		
	<b>P21-100 Total</b>									<b>271,000.00</b>
Forest Hill / Hillcrest / Rockcliffe Underground Improvements	P21-004	Roads	1. Hillcrest Ave / 2. Forest Hill Rd / 3. Rockcliffe Rd	1. Rockcliffe Rd / 2. Hillcrest Ave / 3. Hillcrest Ave	1. South End / 2. South Dr / 3. Highland Ave	Funds for reconstruction of roads in conjunction with underground improvements	RP	1,250,000.00		
		Sanitary Sewer Collection System	1. Hillcrest Ave / 2. Forest Hill Rd / 3. Rockcliffe Rd	1. Rockcliffe Rd / 2. Hillcrest Ave / 3. Hillcrest Ave	1. South End / 2. South Dr / 3. Highland Ave	additional funds for construction to address identified deficiencies	RP	2,180,000.00		
		Sidewalks and Walkways & Multit Use Pathways	1. Hillcrest Ave / 2. Forest Hill Rd / 3. Rockcliffe Rd	1. Rockcliffe Rd / 2. Hillcrest Ave / 3. Hillcrest Ave	1. South End / 2. South Dr / 3. Highland Ave		RN,E	295,000.00		
		Storm Sewer Collection Systems	1. Forest Hill Rd. / 2. Rockcliffe Rd.	1. Hillcrest Ave. / 2. Glenridge Ave.	1. South Dr / 2. Highland Ave		E	1,090,000.00		

Project Name	Project ID	Department Group	Street Name	From (starting point on street)	To (ending point on street)	Project Details	Project Type	2024	2025	2026
Forest Hill / Hillcrest / Rockcliffe Underground Improvements	P21-004	Water Distribution System (Watermains)	1. Forest Hill Rd. / 2. Rockcliffe Rd.	1. Hillcrest Ave. / 2. Glenridge Ave.	1. South Dr / 2. Highland Ave		RP	603,000.00		
	<b>P21-004 Total</b>								<b>5,418,000.00</b>	
Francis Creek realignment (S2.0 S2.1, S2.2)	STM25003	Natural Assets	Francis Creek	CNR	Ridley Road	Relocation of creek to mid subdivision; required prior to First Street Road	RN		2,236,500.00	
	<b>STM25003 Total</b>									<b>2,236,500.00</b>
Gale Crescent road and underground improvements	P18-061	Roads	Gale Cres	Geneva Street	Oakdale Avenue	Road Reconstruction	RP		1,953,000.00	
		Sanitary Sewer Collection System	Gale Cres	Geneva Street	Oakdale Avenue	Construction for sanitary	RP		939,750.00	
		Sidewalks and Walkways & Multit Use Pathways	Gale Cres	Geneva Street	Oakdale Avenue	priority new sidewalks on south side where identified by EA	E		157,500.00	
		Sidewalks and Walkways & Multit Use Pathways				Sidewalk replacement in conjunction with road reconstruction	RP		157,500.00	
		Storm Sewer Collection Systems	Gale Cres	Geneva Street	Oakdale Avenue	Construction storm	RP		1,328,250.00	
<b>P18-061 Total</b>									<b>4,536,000.00</b>	
Geneva St Reconstruction	ROD25010	Roads	Geneva Street	Church Street	Welland Avenue	Design fees for reconstruction of existing roadway	RP		178,500.00	
	<b>ROD25010 Total</b>									<b>178,500.00</b>
	SAN25002	Sanitary Sewer Collection System	Geneva Street	Church Street	Welland Avenue	Design fees for sanitary sewer	RP		132,300.00	
<b>SAN25002 Total</b>									<b>132,300.00</b>	
	WAT25003	Water Distribution System (Watermains)	Geneva Street	Church Street	Welland Avenue	Replace existing C.I. watermain.	RP		70,639.00	

Project Name	Project ID	Department Group	Street Name	From (starting point on street)	To (ending point on street)	Project Details	Project Type	2024	2025	2026	
<b>Geneva St Reconstruction</b>	<b>WAT25003 Total</b>									<b>70,639.00</b>	
<b>Glen Morris Dr Slope Repair</b>	ROD24008	Roads	<b>Glen Morris Drive</b>	85 m east of Village Road		Remediation of slope failure	M	480,000.00			
		Sidewalks and Walkways & Multit Use Pathways	<b>Glen Morris Drive</b>	85 m east of Village Road		Remediation of slope failure	M	120,000.00			
	<b>ROD24008 Total</b>								<b>600,000.00</b>		
	STM24003	Storm Sewer Collection Systems	<b>Glen Morris Drive</b>	85 m east of Village Road		Replacement of storm sewer in conjunction with repair of slope failure	RP	220,000.00			
<b>STM24003 Total</b>								<b>220,000.00</b>			
<b>Glendale Avenue Watermain Replacement</b>	SAN25003	Sanitary Sewer Collection System	<b>Glendale Avenue</b>	Riverview Blvd	<b>Glenridge Avenue</b>	construction fees to replace deficient sanitary sewer	RP		1,050,000.00		
		Sanitary Sewer Collection System				design fees to replace deficient sanitary sewer	RP		189,000.00		
	<b>SAN25003 Total</b>								<b>1,239,000.00</b>		
	STM25006	Storm Sewer Collection Systems	<b>Glendale Avenue</b>	Riverview Blvd	<b>Glenridge Avenue</b>	design fees to replace deficient storm sewer	RP		46,246.00		
<b>STM25006 Total</b>								<b>46,246.00</b>			
<b>Greenmeadow / Wood Underground Improvements</b>	P21-101	Roads	<b>Greenmeadow Court</b>	Wood Street	<b>End</b>	Additional funds for roadworks in conjunction with underground improvements	RN	44,000.00			
		Roads	<b>Wood Street</b>	Carlton Street	<b>Geneva Street</b>		0 RN	67,500.00			
		Storm Sewer Collection Systems	<b>1. Greenmeadow Cres. / 2. Woods St.</b>	1. Wood St. / 2. Geneva St.	<b>1. End / 2. Carlton St.</b>	New storm sewer in conjunction with watermain and road work.	RP	687,000.00			
		Water Distribution System (Watermains)	<b>Greenmeadow Court</b>	Wood Street	<b>End</b>	Replacement of watermain in conjunction with road and drainage works.	RP	585,000.00			

Project Name	Project ID	Department Group	Street Name	From (starting point on street)	To (ending point on street)	Project Details	Project Type	2024	2025	2026
<b>Greenmeadow / Wood Underground Improvements</b>	<b>P21-101 Total</b>							<b>1,383,500.00</b>		
<b>James Street</b>	<b>P22-061</b>	Roads	<b>James Street</b>	King Street		Construction costs for replacement of the existing traffic signal in conjunction with other works	RP		420,000.00	
		Roads		1. King Street / 2. Church St.	<b>1. Church Street / 2. King Street</b>	Lighting improvement in conjunction with the development of a multiuse space	RP		237,300.00	
		Sanitary Sewer Collection System	<b>James Street</b>	King Street	<b>Church Street</b>		RP		232,050.00	
		Sidewalks and Walkways & Multi Use Pathways	<b>James Street</b>	King Street	<b>Church Street</b>	Additional construction funding for existing sidewalk replacement as identified by EA and in conjunction with road reconstruction	RP		222,600.00	
		Storm Sewer Collection Systems	<b>James Street</b>	King Street	<b>Church Street</b>		RP		84,000.00	
	<b>P22-061 Total</b>								<b>1,195,950.00</b>	
<b>Lloyd Street Re-Construction</b>	<b>ROD24011</b>	Roads	<b>Lloyd Street</b>	St Paul Street	<b>Rykert Street</b>	Additional funds for the reconstruction of Lloyd Street	RP	800,000.00		
	<b>ROD24011 Total</b>							<b>800,000.00</b>		
	<b>SAN24003</b>	Sanitary Sewer Collection System	<b>Lloyd Street</b>	St Paul Street	<b>Rykert Street</b>	Construction Fees for Sanitary Sewers	RP	1,234,056.00		
		Sanitary Sewer Collection System				Design fees for sanitary sewer	RP	217,775.00		
	<b>SAN24003 Total</b>							<b>1,451,831.00</b>		
	<b>STM24004</b>	Storm Sewer Collection Systems	<b>Lloyd Street</b>	St Paul Street	<b>Rykert Street</b>	Slope has failed and has impacting sidewalk and guiderail now delays could impact more infrastructure	RP	88,000.00		
	<b>STM24004 Total</b>							<b>88,000.00</b>		
	<b>WAT24004</b>	Water Distribution System (Watermains)	<b>Lloyd Street</b>	St Paul Street	<b>Rykert Street</b>	Replace existing C.I. watermain.	RP	141,278.00		

Project Name	Project ID	Department Group	Street Name	From (starting point on street)	To (ending point on street)	Project Details	Project Type	2024	2025	2026	
<b>Lloyd Street Re-Construction</b>	<b>WAT24004 Total</b>								<b>141,278.00</b>		
<b>Mitchell / Morgan / Richmond</b>	<b>P22-001</b>	Roads	<b>Mitchell Street</b>	Eastchester Avenue	<b>End</b>	Replacement of full depth asphalt in conjunction with underground improvements	RN	60,000.00			
		Roads	<b>Morgan Street</b>	Richmond Avenue	<b>Mitchell Street</b>		0 RN	66,000.00			
		Roads	<b>Richmond Avenue</b>	Queenston Street	<b>Berryman Avenue</b>		0 RN	205,000.00			
		Sanitary Sewer Collection System	<b>1. Mitchell St. / 2. Morgan St. / 3. Richmond Ave.</b>	1. Eastchester ave. / 2. Mitchell St. / 3. Queenston St.	<b>1. North End / 2. Richmond Ave / 3. 140m north of Morgan St</b>	Replacement of existing sanitary sewer in conjunction with storm sewer installation and road works	RP	644,920.00			
		Sanitary Sewer Collection System			<b>1. North End / 2. Richmond Ave / 3. 140m north of Morgan St</b>	Replacement of sanitary sewer in conjunction with watermain replacement and road works	RP	1,400,000.00			
		Storm Sewer Collection Systems	<b>1. Mitchell St. / 2. Morgan St. / 3. Richmond Ave.</b>	1. Eastchester ave. / 2. Mitchell St. / 3. Queenston St.	<b>1. North End / 2. Richmond Ave / 3. 140m north of Morgan St</b>	New storm sewer installation in conjunction with watermain replacement and road works	E		1,068,900.00		
		Water Distribution System (Watermains)	<b>Richmond Avenue</b>	240m north of Queenston Street	<b>Berryman Avenue</b>	Replacement of existing C.I. watermain in conjunction with storm sewer installation and road works	RP	331,890.00			
		Water Distribution System (Watermains)	<b>1. Mitchell St / 2. Morgan St / 3. Richmond Ave</b>	1. Eastchester / 2. Mitchell St / 3. Queenston	<b>1. End / 2. Richmond Ave / 3. Berryman Ave</b>		0 RP	731,350.00			
<b>P22-001 Total</b>								<b>3,439,160.00</b>	<b>1,068,900.00</b>		
<b>Moffatt Secondary Access - Construction</b>	<b>P19-066</b>	Bridges and Major Culverts	<b>To be determined by EA</b>	-	-	Construction funding to implement environmental assessment preferred alternative	E	1,600,000.00			
<b>P19-066 Total</b>								<b>1,600,000.00</b>			
<b>New Access Road</b>	<b>P20-065</b>	Storm Sewer Collection Systems	<b>New Access Road</b>	Ridley Road	<b>Train Station</b>	Installation of storm infrastructure along new road to train station	E	134,000.00			
<b>P20-065 Total</b>								<b>134,000.00</b>			
<b>Niagara/Old Oxford/Richelieu</b>	<b>SAN25008</b>	Sanitary Sewer Collection System	<b>Old Oxford Road</b>	Richelieu Drive	<b>Niagara Street</b>	design fees to replace deficient sanitary sewer	RP		113,400.00		

Project Name	Project ID	Department Group	Street Name	From (starting point on street)	To (ending point on street)	Project Details	Project Type	2024	2025	2026	
Niagara/Old Oxford/Richelieu	SAN25008	Sanitary Sewer Collection System	Richelieu Drive	Niagara Street	Old Oxford Road		0 RP		19,950.00		
		Sanitary Sewer Collection System				construction fees to replace deficient sanitary sewer	RP		112,350.00		
<b>SAN25008 Total</b>									<b>245,700.00</b>		
	STM25010	Storm Sewer Collection Systems	Old Oxford Road	Richelieu Drive	Niagara Street	Construction fees to replace deficient storm sewer from from Richelieu to Frrminger - AMP	RP		110,649.00		
		Storm Sewer Collection Systems				Design fees to replace deficient storm sewer from from Richelieu to Frrminger - AMP	RP		19,562.00		
		Storm Sewer Collection Systems	Richelieu Drive	Niagara Street	Old Oxford Road	construction fees to replace deficient storm sewer from AMP Pinery to Cedars	RP		123,218.00		
		Storm Sewer Collection Systems				design fees to replace deficient storm sewer from AMP Pinery to Cedars	RP		21,744.00		
<b>STM25010 Total</b>									<b>275,173.00</b>		
Oakdale Ave Roadworks	ROD24012	Roads	Oakdale Avenue	Hickory Street	Smythe Street	Construction fees for reconstruction of existing roadway	RP		918,350.00		
		Roads				Design fees for reconstruction of existing roadway	RP	207,000.00			
		Roads	Oakdale Avenue	Merritt Street	Hickory Street	Construction fees for resurfacing of existing roadway and spot curb repairs in conjunction with watermain replacement	RN		87,150.00		
		Roads				Design fees for resurfacing of existing roadway and spot curb repairs in conjunction with watermain replacement	RN	20,500.00			
<b>ROD24012 Total</b>									<b>227,500.00</b>	<b>1,005,500.00</b>	
	SAN24004	Sanitary Sewer Collection System	Oakdale Avenue	Hickory Street	Smythe Street	Construction fees for sanitary sewer replacement in conjunction with road reconstruction	RP		15,195.00		
		Sanitary Sewer Collection System				Design fees for sanitary sewer replacement	RP	2,554.00			

Project Name	Project ID	Department Group	Street Name	From (starting point on street)	To (ending point on street)	Project Details	Project Type	2024	2025	2026	
Oakdale Ave Roadworks	<b>SAN24004 Total</b>								<b>2,554.00</b>	<b>15,195.00</b>	
	<b>STM25007</b>	Storm Sewer Collection Systems	<b>Oakdale Avenue</b>	Hickory Street	<b>Smythe Street</b>	Construction fees for cb replacement in conjunction with road reconstruction	RP		42,746.00		
	<b>STM25007 Total</b>									<b>42,746.00</b>	
Parnell Road Culvert (C085S)	<b>BRG25002</b>	Bridges and Major Culverts	<b>Parnell Road Culvert (C085S)</b>	60m west of Dorset Street		replacement of the structure in 6-10 Years.	RP		908,250.00		
	<b>BRG25002 Total</b>									<b>908,250.00</b>	
Parnell Road Reconstruction	<b>P22-063</b>	Roads	<b>Parnell Road</b>	(blank)		installation of a new PXO between Vine Street and Niagara Street - location to be confirmed	E		52,500.00		
		Roads		Niagara Street	<b>Vine Street</b>		RP		2,541,000.00		
		Sanitary Sewer Collection System	<b>Parnell Road</b>	Cartier Drive	<b>Niagara Street</b>	Replacement of some sections of the sanitary sewer in conjunction with road, culvert, watermain and storm sewer works.	RP		477,750.00		
		Storm Sewer Collection Systems	<b>Parnell Road</b>	Cartier Drive	<b>Niagara Street</b>	Replacement of the storm sewer in conjunction with road, culvert, watermain and sanitary sewer works.	RP		777,000.00		
	<b>P22-063 Total</b>									<b>3,848,250.00</b>	
Phelps/Turner/Smythe	<b>P23-001</b>	Sanitary Sewer Collection System	<b>1. Smythe St. / 2. Ellis Ave.</b>	1. Ellis Ave. / 2. Ellis Ave.	<b>1. 25m West / 2. Turner Cres</b>	Installation of a new sewer section in conjunction with works for new development	RN	130,000.00			
		Water Distribution System (Watermains)	<b>1. Phelps / 2. Turner</b>	1. Ellis / 2. Phelps	<b>1. Turner / 2. Oakdale.</b>		RP	100,000.00			
	<b>P23-001 Total</b>								<b>230,000.00</b>		
Princess / Westchester Underground Improvements	<b>P21-001</b>	Sanitary Sewer Collection System	<b>1. Westchester Cres. / 2.Princess St.</b>	1. Argyle Cres. / 2. Westchester Cres.	<b>1.Collier st. / 2.Melbourne Ave</b>	Replacement of sanitary sewer section in conjunction with watermain replacement	RP	1,340,000.00			
		Storm Sewer Collection Systems	<b>Princess Street</b>	Westchester Cres	<b>Melbourne Avenue</b>	Installation of new storm sewer in conjunction with watermain replacement.	E	380,000.00			

Project Name	Project ID	Department Group	Street Name	From (starting point on street)	To (ending point on street)	Project Details	Project Type	2024	2025	2026	
Princess / Westchester Underground Improvements	P21-001	Water Distribution System (Watermains)	Princess Street	Westchester Cres	Melbourne Avenue	Replacement of existing cast iron watermain in conjunction with sanitary and storm sewer replacement.	RP	233,000.00			
	<b>P21-001 Total</b>								<b>1,953,000.00</b>		
	<hr/>										
Region - Louth Street (RR72) Reconstruction	RNxx-LTH	Sanitary Sewer Collection System	Louth Street	St Paul Street	Crestcombe Road	Replace existing sanitary sewer in conjunction with Regional Road reconstruction	RP		1,606,750.00		
		Sanitary Sewer Collection System				Replace existing sanitary sewers with identified deficiencies in conjunction with Regional road reconstruction	RP		416,850.00		
		Sidewalks and Walkways & Multit Use Pathways	Louth Street	St Paul Street	Crestcombe Road	City's share of existing sidewalk upgrade to 1.5m wide minimum.	RP		180,600.00		
		Sidewalks and Walkways & Multit Use Pathways				several new sidewalk sections on both sides including railway crossing	E		235,200.00		
		Storm Sewer Collection Systems	Louth Street	St Paul Street	Crestcombe Road	City share of new storm sewers (possible sections) in conjunction with Regional road reconstruction	RN		434,548.00		
<b>RNxx-LTH Total</b>									<b>2,873,948.00</b>		
<hr/>											
Region - Niagara Street (RR48) Reconstruction	RNxx-NIA	Sanitary Sewer Collection System	Niagara Street	Carlton Street	Scott Street	Additional funds for Sanitary Sewer Replacement in conjunction with Regional Road Reconstruction	RP			1,433,250.00	
		Sidewalks and Walkways & Multit Use Pathways	Niagara Street	Carlton Street	Scott Street	Includes culvert extension over Walkers Creek or Pedestrian bridge (P052S) replacement	RP			589,838.00	
		Storm Sewer Collection Systems	Niagara Street	Carlton Street	Scott Street	Funds for storm Sewer Replacement in conjunction with Regional Road Reconstruction	RP			1,096,712.00	
<b>RNxx-NIA Total</b>										<b>3,119,800.00</b>	
<hr/>											
Region - Ontario Street (RR42) - south of QEW	RNxx-ONT2	Sidewalks and Walkways & Multit Use Pathways	Ontario Street	Queen Elizabeth Way	Carlton Street	Replace existing sidewalks where required to meet current width standards	RP		256,200.00		
<b>RNxx-ONT2 Total</b>									<b>256,200.00</b>		
<hr/>											
Region - Ontario Street (RR42) Reconstruction	RNxx-ONT	Sanitary Sewer Collection System	Ontario Street	Linwell Road	Lakeshore Road	repair existing in conjunction with Region's roadworks	RP	245,000.00			



Project Name	Project ID	Department Group	Street Name	From (starting point on street)	To (ending point on street)	Project Details	Project Type	2024	2025	2026
Region - Ontario Street (RR42) Reconstruction	RNxx-ONT	Storm Sewer Collection Systems	Ontario Street	Linwell Road	Lakeshore Road	Rehabilitate existing storm sewers in conjunction with Region's road urbanization	RN	704,000.00		
	RNxx-ONT Total								949,000.00	
Rockwood Ave Culvert (C117M) Replacement & Road Resurfacing	P22-123	Roads	Rockwood Avenue	Carriage Road	Woodrow Street	Additional funds for roadworks	RN	17,000.00		
	P22-123 Total								17,000.00	
Sanitary Sewer Improvement Program	SAN24006	Sanitary Sewer Collection System	Citywide	(blank)		Annual - priority location(s) to be determined	RP	150,000.00		
	SAN24006 Total								150,000.00	
St. Paul Crescent Watermain Replacement	ROD26005	Roads	St Paul Cres	94 m south of Newton Street	Pelham Road	Full depth asphalt replacement with spot curb repairs in conjunction of watermain replacement	RN			377,055.00
		Roads		Pelham Road	St Paul Street	Resurfacing and spot curb repairs in conjunction with watermain replacement	RN			95,918.00
	ROD26005 Total									
SAN25006		Sanitary Sewer Collection System	-	Newton Street	Rodman Hall Drive		0 RP			353,188.00
		Sanitary Sewer Collection System	St Paul Cres	Hwy 406	Renown Road	construction fees to replace deficient sanitary sewer	RP			55,125.00
		Sanitary Sewer Collection System		Newton Street	Rodman Hall Drive	design fees to replace deficient sanitary sewer	RP		47,250.00	
		SAN25006 Total								
Tasker St Reconstruction	ROD25012	Roads	Tasker Street	Seneca Street	Welland Avenue	Design fees for reconstruction of existing roadway	RP		99,750.00	
	ROD25012 Total									99,750.00

Project Name	Project ID	Department Group	Street Name	From (starting point on street)	To (ending point on street)	Project Details	Project Type	2024	2025	2026
Tasker St Reconstruction	SAN25007	Sanitary Sewer Collection System	Tasker Street	Seneca Street	Welland Avenue	Design fees for new Sanitary sewer	RP		68,250.00	
		<b>SAN25007 Total</b>								<b>68,250.00</b>
Terry Lane Reconstruction	P17-068	Roads	Terry Lane	Graham Avenue	Shelley Avenue	Additional funding for reconstruction of laneway	RP	140,000.00		
		Storm Sewer Collection Systems	Terry Lane	Graham Avenue	Shelley Avenue	New storm sewer in conjunction with watermain and road work.	E	100,000.00		
		Water Distribution System (Watermains)	Terry Lane				RP	125,000.00		
<b>P17-068 Total</b>								<b>365,000.00</b>		
Third Street / Old Martindale Road Reconstruction	P23-067	Roads	1. Third St / 2. Old Martindale Rd	1. South Service Rd / 2. Third St	1. Courtleigh Rd / 2. End	Construction funds for the reconstruction of roads	RP			2,601,900.00
		Roads				Funds for utility relocations prior to the roadworks	RP		1,283,625.00	
		Roads				replacement of existing streetlights	RP			165,375.00
<b>P23-067 Total</b>									<b>1,283,625.00</b>	<b>2,767,275.00</b>
Third Street Louth Culvert Replacement	P15-122	Bridges and Major Culverts	Third Street Culvert (B028S)	Approximately 95m south of CNR		Additional funding for box culvert replacement	RP	100,000.00		
		Roads	Third Street	St Paul Street	CNR Tracks	Pulverize road and resurface in conjunction with box culvert replacement	RN	500,000.00		
<b>P15-122 Total</b>								<b>600,000.00</b>		
Village Road Reconstruction	ROD24013	Roads	Village Road	Glen Morris Drive	Oakmount Drive	Construction fees for reconstruction of existing roadway	RP		273,000.00	
		Roads				Design fees for reconstruction of existing roadway	RP	64,000.00		

Project Name	Project ID	Department Group	Street Name	From (starting point on street)	To (ending point on street)	Project Details	Project Type	2024	2025	2026	
Village Road Reconstruction	<b>ROD24013 Total</b>								<b>64,000.00</b>	<b>273,000.00</b>	
	<b>STM24006</b>	Storm Sewer Collection Systems	<b>Village Road</b>	Glen Morris Drive	<b>Oakmount Drive</b>	Construction fees for storm sewer replacement in conjunction with road reconstruction	RP		52,658.00		
		Storm Sewer Collection Systems				Design fees for storm sewer replacement in conjunction with road reconstruction	RP	8,850.00			
	<b>STM24006 Total</b>								<b>8,850.00</b>	<b>52,658.00</b>	
York St Re-construction	<b>ROD24014</b>	Roads	<b>York Street</b>	Welland Avenue	<b>Carlton Street</b>	Design fees for reconstruction of existing roadway	RP	480,000.00			
	<b>ROD24014 Total</b>								<b>480,000.00</b>		
	<b>SAN24011</b>	Sanitary Sewer Collection System	<b>York Street</b>	Welland Avenue	<b>Carlton Street</b>	Design fees for sanitary sewer	RP	889,461.00			
	<b>SAN24011 Total</b>								<b>889,461.00</b>		
	<b>WAT24009</b>	Water Distribution System (Watermains)	<b>York Street</b>	Welland Avenue	<b>Dufferin Street</b>	Replacement of existing C.I. watermain	RP	230,297.00			
	<b>WAT24009 Total</b>								<b>230,297.00</b>		
<b>Grand Total</b>								<b>22,890,681.00</b>	<b>24,224,525.00</b>	<b>13,880,278.00</b>	



**Schedule S - Full Schedule with Initiation Status**

Department Group	Project ID	Project Name	Initiate or Placeholder	2024	2025	2026
------------------	------------	--------------	-------------------------	------	------	------

Initiate or Placeholder – This speaks to the project status regarding ability to start and readiness.

Initiate - If the project is ready to start (eg. Procurement, Planning, Design, etc.) than the project should be initiated. All projects being presented in year 1 of the multi-year budget must be set to initiate.

Placeholder - If the project is set as a placeholder to hold a budget for the purposes for building a multi-year budget than select placeholder. Projects in the multi-year that are set to initiate may start procurement, but only if the project cashflow timing aligns to the year that the project is budgeted for.

<b>Bridges and Major Culverts</b>	<b>BRG25001</b>	Niagara Street Pedestrian Bridge E (P052S)	Initiate		84,000.00	
	<b>BRG25002</b>	Parnell Road Culvert (C085S)	Initiate		908,250.00	
	<b>BRG25003</b>	Secord Creek Culvert (C114M) Replacement	Initiate		362,250.00	
	<b>BRG25004</b>	Secord Creek Culvert (C115M) Replacement	Initiate		362,250.00	
	<b>BRG26001</b>	Disher St Bridge (B010S) Condition Survey & Detailed Design	Initiate			82,688.00
	<b>P15-122</b>	Third Street Louth Culvert Replacement	Initiate	100,000.00		
	<b>P19-066</b>	Moffatt Secondary Access - Construction	Initiate	1,600,000.00		

**Bridges and Major Culverts Total**

				<b>1,700,000.00</b>	<b>1,716,750.00</b>	<b>82,688.00</b>
<b>Buildings and Facilities (Including Accessibility)</b>	<b>ABC24001</b>	Lester B. Pearson Park - Dr. Huq Library - Lighting Upgrade	Initiate	70,000.00		
	<b>ABC24002</b>	Meridian Centre - Bridge Deck Coating System	Initiate	45,000.00		
	<b>ABC24003</b>	Meridian Centre - Bridge Gate Replacement	Initiate	30,000.00		
	<b>ABC24004</b>	Performing Arts Centre - Exterior Lighting	Initiate	60,000.00		
	<b>ABC24005</b>	Performing Arts Centre - Humidity Control	Initiate	50,000.00		
	<b>ABC24006</b>	Performing Arts Centre - Interior Door Replacements	Initiate	50,000.00		
	<b>ABC24007</b>	Performing Arts Centre - New Office Space	Initiate	75,000.00		
	<b>ABC24008</b>	Performing Arts Centre - Rain water leader replacement	Initiate	150,000.00		

## Schedule S - Full Schedule with Initiation Status

Department Group	Project ID	Project Name	Initiate or Placeholder	2024	2025	2026	
Buildings and Facilities (Including Accessibility)	ABC24009	St. Catharines Public Library - Centennial Branch - Parking Garage Lighting Upgrades	Initiate	150,000.00			
	ABC24010	St. Catharines Public Library - Port Dalhousie Branch - Exterior Restoration	Initiate	150,000.00			
	ABC25001	Meridian -Dressing Room - Stalls	Placeholder		50,000.00		
	ABC25002	Performing Arts Centre - HVAC/Dehumidification Upgrade	Placeholder		250,000.00		
	ABC26001	Performing Arts Centre - Security Upgrades	Placeholder			150,000.00	
	ABC26002	Performing Arts Centre - Security Upgrades	Placeholder			250,000.00	
	ABC26003	St. Catharines Public Library - Port Dalhousie Branch - Accessibility Upgrades	Placeholder			200,000.00	
	ABC26004	St. Catharines Public Library - Port Dalhousie Branch - Lighting Upgrade	Placeholder			25,000.00	
	CAR24001	Carlisle Street Parking Garage - Door Replacement	Initiate	25,000.00			
	CAR24002	Carlisle Street Parking Garage - Wear Course Renewal	Initiate	150,000.00			
	CAR24003	Ontario Street Parking Garage - Drain Replacements	Initiate	150,000.00			
	CAR26001	Carlisle Street Parking Garage - Security Upgrades	Placeholder			160,000.00	
	CAR26002	Westchester Parking Lot - Reconstruction	Placeholder			325,000.00	
	CEM24001	Victoria Lawn Cemetery - New Columbarium	Initiate	80,000.00			
	CEM25001	Victoria Lawn Cemetery - New Mausoleum	Placeholder		3,200,000.00		
			Victoria Lawn Cemetery - New Mausoleum - Allowance for Accessible Washroom	Placeholder		600,000.00	
	FAC24001	Bill Burgoyne Arena - Energy Efficiency Improvements	Initiate	300,000.00			
	FAC24002	City Hall - Security Upgrades	Initiate	120,000.00			
	FAC24003	City Hall - UPS Upgrade	Initiate	50,000.00			

## Schedule S - Full Schedule with Initiation Status

Department Group	Project ID	Project Name	Initiate or Placeholder	2024	2025	2026
(Including Accessibility)	FAC24004	Dalhousie House - Roof Replacement	Initiate	80,000.00		
	FAC24005	Dunlop Drive Older Adult Centre - Roof Replacement	Initiate	275,000.00		
	FAC24006	Happy Rolphs Bird Sanctuary - Barn Grading	Initiate	100,000.00		
	FAC24007	Happy Rolphs Bird Sanctuary - Horse Shelter Power	Initiate	10,000.00		
	FAC24008	Happy Rolphs Bird Sanctuary - Pond Pump and Aeration System Replacement	Initiate	30,000.00		
	FAC24009	Joe McCaffery Park - Baseball Diamond Lighting Upgrade	Initiate	750,000.00		
	FAC24010	Kiwanis Aquatic Centre - Gutter Replacement	Initiate	200,000.00		
	FAC24011	Kiwanis Aquatic Centre - Security Upgrades	Initiate	50,000.00		
	FAC24012	Lake Street Service Centre - Electric Vehicle Charge Stations	Initiate	15,000.00		
	FAC24013	Lake Street Service Centre - Roof Replacement	Initiate	400,000.00		
	FAC24014	Lake Street Service Centre - Salt Dome/Wash Bay Fabric Replacement	Initiate	300,000.00		
	FAC24015	Lake Street Service Centre - Yard Security	Initiate	100,000.00		
	FAC24016	Lakeside Park - Carousel - Upgrades	Initiate	110,000.00		
	FAC24017	Lakeside Park - Pier Signage	Initiate	8,000.00		
	FAC24018	Lancaster Park - New Soccer Change Rooms	Initiate	200,000.00	900,000.00	
	FAC24019	Lester B. Pearson Park - Kiwanis Aquatic Centre - Field Lighting Upgrade	Initiate	250,000.00		
	FAC24020	Lester B. Pearson Park - Kiwanis Aquatic Centre - Pool Pump Replacement	Initiate	75,000.00		
	FAC24021	Lester B. Pearson Park - Kiwanis Aquatic Centre - Re-Grouting Phase 1	Initiate	30,000.00		
	FAC24022	Lester B. Pearson Park - Kiwanis Aquatic Centre - Replace Blinds	Initiate	130,000.00		

## Schedule S - Full Schedule with Initiation Status

Department Group	Project ID	Project Name	Initiate or Placeholder	2024	2025	2026
(Including Accessibility)	FAC24023	Lock Tender's Shanty - Roof Replacement	Initiate	10,000.00		
	FAC24024	Lockhart Point - Lock Wall Restoration	Initiate	75,000.00		
	FAC24025	Market Square - Panel Replacement	Initiate	100,000.00		
	FAC24027	Merritton Arena - Upper Floor HVAC Upgrades	Initiate	70,000.00		
	FAC24028	Merritton Arena Sound/Paging system	Initiate	20,000.00		
	FAC24029	Merritton Community Centre - Accessible Entrance Upgrades	Initiate	500,000.00		
	FAC24030	Merritton Community Centre - Stair Lift Upgrades	Initiate	100,000.00		
	FAC24031	Merritton Community Park - Tennis Court Lighting and Musco Controls	Initiate	250,000.00		
	FAC24032	Merritton Stock Yard - Lighting	Initiate	50,000.00		
	FAC24033	Merritton Stock Yard - Concrete Pad	Initiate	200,000.00		
	FAC24034	Merritton Stock Yard - New Gates	Initiate	50,000.00		
	FAC24035	Port Dalhousie Lions Park - Pool - Change Room Upgrades	Initiate	40,000.00		
	FAC24036	Seymour Hannah Sport and Entertainment Centre - Kiwanis Field - Change Room Heating	Initiate	60,000.00		
	FAC24037	Seymour-Hannah Sports and Entertainment Centre - Sound System Upgrade	Initiate	65,000.00		
	FAC24038	Seymour-Hannah Sports and Entertainment Centre - Compressor and Panel Replacement	Initiate	700,000.00		
	FAC24039	Seymour-Hannah Sports and Entertainment Centre - Seating	Initiate	60,000.00		
	FAC24040	St. Catharines Municipal Golf Course - Accessibility Upgrades	Initiate	250,000.00		
	FAC25001	Lakeside Park - Bandshell Upgrades	Placeholder		45,000.00	
	FAC25002	Merritton Arena - Concrete Sidewalk Replacement	Placeholder		50,000.00	
	FAC25003	Merritton Arena - Flooring Replacement	Initiate		100,000.00	



## Schedule S - Full Schedule with Initiation Status

Department Group	Project ID	Project Name	Initiate or Placeholder	2024	2025	2026
(Including Accessibility)	FAC25004	Merritton Arena - Roof Replacement	Placeholder		400,000.00	
	FAC25005	Merritton Arena - Upper Floor Renovations	Placeholder		250,000.00	
	FAC25006	Seymour-Hannah Sports and Entertainment Centre - Cooling Tower Replacement	Placeholder		1,000,000.00	
	FAC25007	Seymour-Hannah Sports and Entertainment Centre - Meridian Room HVAC	Placeholder		40,000.00	
	FAC25008	Seymour-Hannah Sports and Entertainment Centre - Paint Stands	Placeholder		120,000.00	
	FAC25009	Seymour-Hannah Sports and Entertainment Centre - Replace Rink Netting	Placeholder		100,000.00	
	FAC25010	Seymour-Hannah Sports and Entertainment Centre - Rubber Flooring Replacement	Initiate		100,000.00	
	FAC25011	Seymour-Hannah Sports and Entertainment Centre - Rubber Flooring Replacement	Placeholder		400,000.00	
	FAC25012	Seymour-Hannah Sports and Entertainment Centre - Washroom Upgrades	Placeholder		70,000.00	
	FAC25013	Seymour-Hannah Sports and Entertainment Centre - Zamboni Room Repairs	Placeholder		40,000.00	
	FAC26001	Alex Mackenzie Park - Concession and Washroom Renovations	Placeholder			300,000.00
	FAC26002	Berkley Park - New Washroom Facility	Placeholder			1,000,000.00
	FAC26003	Burgoyne Woods - Infield Restoration of Loop Driveway	Placeholder			200,000.00
	FAC26004	City Hall - Roof Replacement	Placeholder			50,000.00
	FAC26005	Happy Rolphs Bird Sanctuary - Barn Electrical Upgrades	Placeholder			100,000.00

## Schedule S - Full Schedule with Initiation Status

Department Group	Project ID	Project Name	Initiate or Placeholder	2024	2025	2026
<b>Buildings and Facilities (Including Accessibility)</b>	<b>FAC26006</b>	Happy Rolphs Bird Sanctuary - Barn Rehabilitation	Placeholder			100,000.00
	<b>FAC26007</b>	Happy Rolphs Bird Sanctuary - Parking Lot Expansion	Placeholder			275,000.00
	<b>FAC26008</b>	Jaycee Park Garage - Roof Replacement	Placeholder			120,000.00
	<b>FAC26009</b>	Lake Street Service Centre - Garbage Enclosure	Placeholder			50,000.00
	<b>FAC26010</b>	Lake Street Service Centre - Truck Bay Floor Repairs	Placeholder			1,100,000.00
	<b>FAC26011</b>	Lancaster Park - Chain Link Fencing Replacement	Placeholder			200,000.00
	<b>FAC26012</b>	Lancaster Park - Soccer Field Lighting Upgrade	Placeholder			400,000.00
	<b>FAC26013</b>	Lester B. Pearson Park - Kiwanis Aquatic Centre - Re-Grouting Phase 2	Placeholder			150,000.00
	<b>FAC26014</b>	Malcomson Eco Park - Parking Lot Surfacing	Placeholder			425,000.00
	<b>FAC26015</b>	Merritton Arena - New Scoreboard	Placeholder			20,000.00
	<b>FAC26016</b>	Merritton Community Park - Bleacher Guardrail Replacement	Placeholder			125,000.00
	<b>FAC26017</b>	Merritton Community Park - Fencing Replacement	Placeholder			220,000.00
	<b>FAC26018</b>	Morningstar Mill - Saw Mill - Blacksmith/Carpentry Shop - Foundation and Masonry Repairs	Placeholder			50,000.00
	<b>FAC26019</b>	Seymour Hannah - Security Upgrades	Placeholder			140,000.00
	<b>FAC26020</b>	Seymour Hannah Sport and Entertainment Centre - Kiwanis Field - Field Lighting Upgrade	Placeholder			300,000.00
	<b>FAC26021</b>	Seymour-Hannah Sports and Entertainment Centre - Carpet Replacement	Placeholder			50,000.00

## Schedule S - Full Schedule with Initiation Status

Department Group	Project ID	Project Name	Initiate or Placeholder	2024	2025	2026
<b>Buildings and Facilities (Including Accessibility)</b>	<b>FAC26022</b>	Seymour-Hannah Sports and Entertainment Centre - Front Door Replacement	Placeholder			120,000.00
	<b>FAC26023</b>	Seymour-Hannah Sports and Entertainment Centre - Lighting Upgrade	Placeholder			350,000.00
	<b>FAC26024</b>	Seymour-Hannah Sports and Entertainment Centre - Roor Replacement	Placeholder			1,000,000.00
	<b>FAC26025</b>	Seymour-Hannah Sports and Entertainment Centre - Rubber Flooring Replacement	Placeholder			100,000.00
	<b>FAC26026</b>	West St. Catharines Older Adult Centre - HVAC Upgrade	Placeholder			10,000.00
	<b>MUS24001</b>	St. Catharines Museum - Electronic blinds in the Lockview Lounge	Initiate	10,000.00	10,000.00	10,000.00
	<b>MUS24002</b>	St. Catharines Museum - Window Replacements	Initiate	60,000.00		
	<b>MUS24003</b>	St. Catharines Musuem - Roof Replacement	Initiate	750,000.00		
	<b>MUS26001</b>	St. Catharines Museum - HVAC Upgrades	Placeholder			1,000,000.00
	<b>MUS26002</b>	St. Catharines Musuem - Elevator Modernization	Placeholder			750,000.00
	<b>P18-177</b>	Morningstar Mill - Dam Reconstruction & Grist Mill Upgrades	Initiate	1,400,000.00		
	<b>P20-144</b>	Seymour-Hannah Sports and Entertainment Centre - Event Door Replacement	Initiate	225,000.00		
	<b>P22-137</b>	Buchanan House - Accessibility Upgrades	Initiate	150,000.00		
	<b>P22-139</b>	Bill Burgoyne Arena - Cladding, Lighting, HVAC and Foundation Repairs - Additional Funds	Initiate	580,000.00		
	<b>P22-150</b>	Municipal (Sunset) Beach - Site	Initiate	800,000.00		
	<b>P23-141</b>	Merritton Community Park - Baseball Diamond Lighting Upgrade	Initiate	350,000.00		

## Schedule S - Full Schedule with Initiation Status

Department Group	Project ID	Project Name	Initiate or Placeholder	2024	2025	2026	
<b>Buildings and Facilities (Including Accessibility)</b>	<b>PCI23-05</b>	Ontario Street Parking Garage - Payment System Upgrades	Initiate	100,000.00			
	<b>ABC24011</b>	Meridian - Bridge & Indoor Stairs Maintenance	Initiate	30,000.00			
	<b>ABC24012</b>	Meridian -In Suite Refridgerator replacement	Initiate	30,000.00			
	<b>ABC24013</b>	Meridian -Suite Level Speakers	Initiate	75,000.00			
	<b>ABC24014</b>	Meridian -Roof Life Lines	Initiate	25,000.00			
	<b>ABC24015</b>	Meridian -Garbage Receptacle	Initiate	30,000.00	30,000.00		
	<b>ABC24016</b>	Meridian -Refrigeration Plant maintenance/replacements	Initiate	50,000.00	50,000.00	50,000.00	
	<b>ABC24017</b>	Meridian -HVAC repairs / replacement	Initiate	55,000.00	47,000.00		
	<b>ABC24018</b>	Meridian -AV - Tricaster	Initiate	20,000.00			
	<b>ABC24019</b>	Meridian -Pizza Oven Replacement/Addition	Initiate	25,000.00			
	<b>ABC24020</b>	Meridian -Dish Machine Upgrade / Replacement	Initiate	20,000.00			
	<b>ABC26005</b>	Meridian Centre - Security Upgrades	Placeholder			150,000.00	
	<b>ABC25003</b>	Meridian -Deep Fryers for Concessions & Main Kitchen	Placeholder		60,000.00		
	<b>ABC25004</b>	Meridian -Popcorn Popper Replacements	Placeholder		25,000.00	25,000.00	
	<b>ABC25005</b>	Meridian -Primary Oven in Main Kitchen	Placeholder		25,000.00		
	<b>ABC26006</b>	Meridian -Box office Digital Marquis and digital way finding	Placeholder			80,000.00	
	<b>Buildings and Facilities (Including Accessibility) Total</b>				<b>12,203,000.00</b>	<b>7,962,000.00</b>	<b>10,130,000.00</b>
	<b>Community, Recreation and Culture Services</b>	<b>CRC24001</b>	Parks Renewal Plan - Sunset Beach Playground	Initiate	531,000.00		
		<b>CRC24002</b>	Parks Renewal Plan - Torosian Park Basketball Court & Playground	Initiate	451,000.00		
<b>CRC24003</b>		Parks Renewal Plan - Lakeview Park Basketball Court	Initiate	191,000.00			
<b>CRC24004</b>		Parks Renewal Plan - Clifford's Creek Park Basketball Court	Initiate	170,000.00			

## Schedule S - Full Schedule with Initiation Status

Department Group	Project ID	Project Name	Initiate or Placeholder	2024	2025	2026
Community, Recreation and Culture Services	CRC24005	Parks Renewal Plan - Berkley Park Tennis Court	Initiate	372,000.00		
	CRC24006	Multi-Use Recreational Facility Feasibility Study	Initiate	400,000.00		
	CRC24007	Oille Fountain Urn Replacement & Lion Repair	Initiate	50,000.00		
	CRC24008	Totem Pole Relocation	Initiate	150,000.00		
	CRC24009	Culture Plan Implementation of Recommendations	Initiate	25,000.00		
	CRC24010	Jaycee Gardens Park Streetscape Improvements	Initiate	130,000.00		
	CRC24011	Carousel Organ Restoration	Initiate	50,000.00		
	CRC25001	Parks Renewal Plan - Barley Drive Park Playground	Placeholder		300,000.00	
	CRC25002	Parks Renewal Plan - Shauna Park Basketball Court & Playground	Placeholder		526,000.00	
	CRC25003	Parks Renewal Plan - Guy Road Park Multi-Use Court & Playground	Placeholder		705,000.00	
	CRC25004	Parks Renewal Plan - Joseph L. McCaffery Park Playground	Placeholder		499,000.00	
	CRC25006	Port Dalhousie Splashpad, Sun Shelter & Washroom	Placeholder		1,800,000.00	
	CRC25007	Fairview Park Community Vision Implementation of Recommendations	Placeholder		500,000.00	
	CRC25008	Sports Field Strategy Implementation of Recommendations	Placeholder		650,000.00	
	CRC25009	Culture Plan Implementation of Recommendations	Placeholder		26,000.00	
	CRC26001	Project Consolidation	Initiate			4,000,000.00
CRC26002	Parks Renewal Plan - Lester B. Pearson Park Playground	Placeholder			940,000.00	
CRC26003	Parks Renewal Plan - Realty Park Playground	Placeholder			340,000.00	

## Schedule S - Full Schedule with Initiation Status

Department Group	Project ID	Project Name	Initiate or Placeholder	2024	2025	2026
Community, Recreation and Culture Services	CRC26004	Parks Renewal Plan - Johnson Park Basketball Court & Playground	Placeholder			444,000.00
	CRC26005	Parks Renewal Plan - Wembly Drive Park Basketball Court & Playground	Placeholder			444,000.00
	CRC26006	Parks Renewal Plan - Fairhaven Park Basketball Court	Placeholder			167,000.00
	CRC26007	Port Dalhousie Outdoor Pool Replacement	Placeholder			6,500,000.00
	CRC26008	Fairview Park Community Vision Implementation of Recommendations	Placeholder			500,000.00
	CRC26009	Sports Field Strategy Implementation of Recommendations	Placeholder			650,000.00
	CRC26010	Culture Plan Implementation of Recommendations	Placeholder			27,000.00
	P22-061	James Street	Initiate			1,701,000.00
	PCR21-05- 1 & PCR22-04	Parks Legacy Fund	Initiate	250,000.00		
			Placeholder		250,000.00	250,000.00
	PRC20-04	Memorial Bench Program (Additional Benches)	Placeholder			90,000.00
			Initiate	80,000.00		
			Placeholder		85,000.00	
	PRC22-03	Environmentally Friendly Hanging Baskets Program (Year 3 of 3)	Initiate	35,000.00		
<b>Community, Recreation and Culture Services Total</b>				<b>2,885,000.00</b>	<b>5,341,000.00</b>	<b>16,053,000.00</b>
Corporate Infrastructure	CRP24001	Network Segmentation	Initiate	450,000.00		
	CRP24002	PAC Network and Wireless upgrade	Initiate	200,000.00		
	CRP24003	Genetec Access Control upgrade for City Hall, Meridian Centre, and PAC	Initiate	200,000.00		
	CRP24004	Genetec Archiver / Storage upgrades	Initiate	100,000.00		
	CRP24005	Meridian Centre WIFI expansion	Initiate	200,000.00		
	CRP24006	Meridian Centre Building Automation System (BAS)	Initiate	200,000.00		

## Schedule S - Full Schedule with Initiation Status

Department Group	Project ID	Project Name	Initiate or Placeholder	2024	2025	2026
Corporate Infrastructure	CRP24007	Enhanced & Upgraded Information Security Awareness Platform	Initiate	40,000.00		
	CRP24008	Business Continuity Planning Software	Initiate	50,000.00		
	CRP24009	Agenda Notes Replacement	Initiate	50,000.00		
	CRP24010	Incident Response Plan Development and Testing	Initiate	100,000.00		
	CRP25001	Cloud Security Controls Implementation	Placeholder		500,000.00	
	CRP25002	City Hall Core switch upgrade Dual redundant routers to NRBN	Placeholder		50,000.00	
	CRP25003	Genetec Access Control upgrade for other facilities	Placeholder		141,000.00	
	CRP25004	Cybersecurity Risk Assessment and Management	Placeholder		100,000.00	
	CRP25005	Security Operations Center (SOC) Implementation	Placeholder		1,000,000.00	
	CRP25006	Water Billing Software Replacement	Placeholder		1,300,000.00	
	CRP25007	Weather Station	Placeholder		250,000.00	
	CRP26001	Data Centre C7000 chassis and Blades replacement	Placeholder			1,000,000.00
	CRP26002	Vulnerability Management Program	Placeholder			300,000.00
	CRP26003	Cloud Access Security Broker (CASB)	Placeholder			100,000.00
	CRP26004	Data Centre 3par upgrade	Placeholder			500,000.00
	CRP26005	Replace Digital Signage Screens	Placeholder			60,000.00
	PCI17-1	PeopleSoft Implementation	Initiate	900,000.00	450,000.00	
	PCI18-01	Document Management System	Placeholder		43,000.00	
	ST21-10	ARMS project - Mobile Devices and Budget top up	Initiate	650,000.00		
	<b>Corporate Infrastructure Total</b>				<b>3,140,000.00</b>	<b>3,834,000.00</b>
Fire Services	FIR24001	Washroom Trailer	Initiate	40,000.00		
	FIR24002	Fire Watercraft - B1	Initiate	60,000.00		
	FIR24003	P2 (Unit #11 - 2005 Sutphen Series) & Budget Top-up for 2004 Sutphen Aerial Unit 26	Initiate	2,536,230.00		
	FIR24004	Bunker Gear Equipment	Initiate	103,000.00	142,000.00	109,000.00

## Schedule S - Full Schedule with Initiation Status

Department Group	Project ID	Project Name	Initiate or Placeholder	2024	2025	2026
Fire Services	FIR24005	Fire Station No. 4 - Dispatch Upgrades for NG911	Initiate	1,100,000.00		
	FIR25001	Fire Station No. 3 - Replacement	Placeholder		7,500,000.00	
	FIR26001	Unit #27 - 2007 Sutphen 100' aerial	Initiate			2,127,300.00
	FIR26002	Fire Station No. 6 - Addition and Renovation	Placeholder			2,500,000.00
	FIR26003	Fire Station No. 6 - Roof Replacement	Placeholder			30,000.00
	P17-152	Fire Training Facility Re-construction	Initiate	2,200,000.00		
	FIR25002	Fire Station No. 4 - Security Upgrades	Initiate		50,000.00	
<b>Fire Services Total</b>				<b>6,039,230.00</b>	<b>7,692,000.00</b>	<b>4,766,300.00</b>
Fleet	FLT24001	Fleet Replacement Plan for Water/Waste Water	Initiate	300,000.00	490,000.00	690,000.00
	FLT24002	Fleet Replacement Plan for Municipal Works and EFES	Initiate	2,715,000.00	2,709,000.00	2,840,000.00
	FLT24003	Fleet Replacement Plan for Fire	Initiate	245,000.00		150,000.00
	FLT24004	Ice Resurfacer & Charger - Electric (Merritton Arena)	Initiate	170,000.00		
	FLT24005	Bylaw Enforcement Vehicles and Chargers - Electric (Merritton Arena)	Initiate	410,000.00		
<b>Fleet Total</b>				<b>3,840,000.00</b>	<b>3,199,000.00</b>	<b>3,680,000.00</b>
Natural Assets	P19-131	Old Welland Canal Lockwall Stabilization	Initiate	1,000,000.00		
	P20-132	Abbey Mews - Fisheries Compensation Plan	Initiate	100,000.00		
	P21-129	Spring Garden Creek Construction	Initiate	400,000.00	210,000.00	
	PRC20-01	Tree Planting Program	Initiate	380,000.00		
			Placeholder		385,000.00	390,000.00
	SHO24001	City Owned Shoreline Protection Review Study	Initiate	100,000.00		
	SHO24002	Newport ROW	Initiate	156,000.00	1,890,000.00	
	SHO25001	Brock Street ROW	Initiate		35,700.00	429,975.00
	SHO25002	Lake Street ROW	Initiate		35,700.00	429,975.00
	SHO25003	Simcoe Street ROW	Initiate		35,700.00	429,975.00
SHO26001	Lakefront Park (Clifton Court)	Initiate			490,613.00	
SHO26002	October Drive Development	Initiate			16,538.00	



## Schedule S - Full Schedule with Initiation Status

Department Group	Project ID	Project Name	Initiate or Placeholder	2024	2025	2026
Natural Assets	STM24001	Dick's Creek EB / Briarsdale Creek (Phase 4 design)	Initiate	40,000.00		
	STM25001	Beverly Hills Creek Construction	Initiate			463,050.00
	STM25002	Beverly Hills Creek EA/Design	Initiate		136,500.00	
		Dick's Creek Construction (Phase 2)	Initiate			401,310.00
	STM25003	Dick's Creek EB / Briarsdale Creek (Phase 4 const)	Initiate		535,500.00	
Francis Creek realignment (S2.0 S2.1, S2.2)		Initiate		2,236,500.00		
<b>Natural Assets Total</b>				<b>2,176,000.00</b>	<b>5,500,600.00</b>	<b>3,051,436.00</b>
Pollution Control	POL24001	Pollution Control Priority Program	Initiate	1,000,000.00	1,000,000.00	1,000,000.00
<b>Pollution Control Total</b>				<b>1,000,000.00</b>	<b>1,000,000.00</b>	<b>1,000,000.00</b>
Roads	P15-122	Third Street Louth Culvert Replacement	Initiate	500,000.00		
	P17-067	St.David's/Townline Reconstruction	Initiate	2,200,000.00		
	P17-068	Terry Lane Reconstruction	Initiate	140,000.00		
	P18-061	Gale Crescent road and underground improvements	Initiate		1,953,000.00	
	P20-065	New Access Road	Initiate	405,000.00		
	P21-004	Forest Hill / Hillcrest / Rockcliffe Underground Improvements	Initiate	1,250,000.00		
	P21-062	Eleanordale / Helm / Rochelle / Tavistock / Viking Road and Underground Improvements	Initiate	71,600.00		
	P21-100	Flanders Watermain Improvements	Initiate	128,000.00		
	P21-101	Greenmeadow / Wood Underground Improvements	Initiate	111,500.00		
	P22-001	Mitchell / Morgan / Richmond	Initiate	331,000.00		
	P22-061	James Street	Initiate		657,300.00	
	P22-062	Pinecrest Ave. Reconstruction	Initiate	422,000.00		
	P22-063	Parnell Road Reconstruction	Initiate		2,593,500.00	
	P22-064	Blue Spruce / Huntingwood	Initiate	18,700.00		
	P23-062	Facer Street road and underground improvements	Initiate			2,062,063.00

## Schedule S - Full Schedule with Initiation Status

Department Group	Project ID	Project Name	Initiate or Placeholder	2024	2025	2026
Roads	P23-064	Welland Canal Parkway Road Rehabilitation & Drainage Improvements	Initiate	1,050,000.00		
	P23-067	Third Street / Old Martindale Road Reconstruction	Initiate		1,283,625.00	2,767,275.00
	P23-101	Dundas / Leeson	Initiate	48,500.00		
	P23-103	Briarsdale/Donlon	Initiate	38,000.00		
	ROD24008	Glen Morris Dr Slope Repair	Initiate	480,000.00		
	ROD24009	2024 Resurfacing Program *	Initiate	2,882,000.00		
	ROD24010	Facer Street road and underground improvements	Initiate	400,000.00		
	ROD24011	Lloyd Street Re-Construction	Initiate	800,000.00		
	ROD24012	Oakdale Ave Roadworks	Initiate	227,500.00	1,005,500.00	
	ROD24013	Village Road Reconstruction	Initiate	64,000.00	273,000.00	
	ROD24014	York St Re-construction	Initiate	480,000.00		
	ROD24015	Merritt Street Road Resurfacing & Narrowing	Initiate	265,000.00		
	ROD24016	Port Weller East Access	Initiate	350,000.00		
	ROD25004	Street Lights	Placeholder		105,000.00	
	ROD25008	Castlewood/Riverview Re-Construction	Initiate		397,425.00	
	ROD25009	First Street Louth Road improvements (R1)	Initiate		505,575.00	3,008,171.00
	ROD25010	Geneva St Reconstruction	Initiate		178,500.00	
	ROD25012	Tasker St Reconstruction	Initiate		99,750.00	
	ROD24017	Traffic Signals (including pedestrian crossings)	Initiate	70,000.00	418,250.00	470,875.00
	ROD25014	2025 Resurfacing Program	Initiate		2,656,900.00	
	ROD26003	Street Lights	Placeholder			110,250.00
	ROD26004	Priority Road Program	Placeholder			539,840.00
	ROD26005	St. Paul Crescent Watermain Replacement	Initiate			472,973.00
<b>Roads Total</b>				<b>12,749,800.00</b>	<b>12,127,325.00</b>	<b>9,431,447.00</b>
<b>Sanitary Sewer Collection System</b>	P18-061	Gale Crescent road and underground improvements	Initiate		939,750.00	

## Schedule S - Full Schedule with Initiation Status

Department Group	Project ID	Project Name	Initiate or Placeholder	2024	2025	2026
Sanitary Sewer Collection System	P21-001	Princess / Westchester Underground Improvements	Initiate	1,340,000.00		
	P21-004	Forest Hill / Hillcrest / Rockcliffe Underground Improvements	Initiate	2,180,000.00		
	P21-062	Eleanordale / Helm / Rochelle / Tavistock / Viking Road and Underground Improvements	Initiate	142,000.00		
	P22-001	Mitchell / Morgan / Richmond	Initiate	2,044,920.00		
	P22-061	James Street	Initiate		232,050.00	
	P22-063	Parnell Road Reconstruction	Initiate		477,750.00	
	P23-001	Phelps/Turner/Smythe	Initiate	130,000.00		
	P23-061	Brimley Crescent Road Rehabilitation & Underground Improvements	Initiate	40,000.00		
	P23-062	Facer Street road and underground improvements	Initiate			631,375.00
	RNxx-LTH	Region - Louth Street (RR72) Reconstruction	Initiate		2,023,600.00	
	RNxx-NIA	Region - Niagara Street (RR48) Reconstruction	Initiate			1,433,250.00
	RNxx-ONT	Region - Ontario Street (RR42) Reconstruction	Initiate	245,000.00		
	SAN24001	Extraneous Flow Elimination	Initiate	50,000.00	52,500.00	50,000.00
	SAN24002	Design for next years projects	Initiate	50,000.00	52,500.00	50,000.00
	SAN24003	Lloyd Street Re-Construction	Initiate	1,451,831.00		
	SAN24004	Oakdale Ave Roadworks	Initiate	2,554.00	15,195.00	
	SAN24005	Sanitary Sewer Flushing & Reaming	Initiate	25,000.00	25,000.00	25,000.00
	SAN24006	Sanitary Sewer Improvement Program	Initiate	150,000.00		
	SAN24007	Sanitary Sewer Reaming & Lining	Initiate	376,100.00	525,000.00	1,653,750.00
	SAN24008	Sanitary Sewer Spot Repair Program	Initiate	250,000.00	262,500.00	500,000.00
	SAN24009	Sewer CCTV Inspections	Initiate	30,000.00	315,000.00	300,000.00
SAN24010	Sewershed Analysis	Initiate	10,000.00	10,500.00	11,025.00	
SAN24011	York St Re-construction	Initiate	889,461.00			
SAN25001	Castlewood/Riverview Re-Construction	Initiate		50,925.00		
SAN25002	Geneva St Reconstruction	Initiate		132,300.00		

## Schedule S - Full Schedule with Initiation Status

Department Group	Project ID	Project Name	Initiate or Placeholder	2024	2025	2026	
System	SAN25003	Glendale Avenue Watermain Replacement	Initiate		1,239,000.00		
	SAN25004	Sanitary Sewer Improvement Program	Placeholder		845,000.00		
	SAN25006	St. Paul Crescent Watermain Replacement	Initiate		47,250.00	408,313.00	
	SAN25007	Tasker St Reconstruction	Initiate		68,250.00		
	SAN25008	Niagara/Old Oxford/Richelieu	Initiate		891,450.00		
	SAN25009	Alpine/Lily/Violett	Initiate		603,750.00		
	SAN26001	Sanitary Sewer Improvement Program	Placeholder			4,451,381.00	
	SAN26002	Carlton/Welland	Initiate			82,688.00	
	<b>Sanitary Sewer Collection System Total</b>				<b>9,406,866.00</b>	<b>8,809,270.00</b>	<b>9,596,782.00</b>
	Sidewalks and Walkways & Multit Use Pathways	P18-061	Gale Crescent road and underground improvements	Initiate		315,000.00	
P21-004		Forest Hill / Hillcrest / Rockcliffe Underground Improvements	Initiate	295,000.00			
P22-061		James Street	Initiate		222,600.00		
P23-062		Facer Street road and underground improvements	Initiate			336,263.00	
P23-068		Active Transportation Priorities	Initiate	1,112,000.00	268,800.00		
RN Glendale		Region - Glendale Avenue RR89 improvements	Initiate	490,000.00			
RNxx-LTH		Region - Louth Street (RR72) Reconstruction	Initiate		415,800.00		
RNxx-MAR		Region - Martindale Road JR Stock Bridge at Richardson Creek	Initiate	150,000.00			
RNxx-NIA		Region - Niagara Street (RR48) Reconstruction	Initiate			589,838.00	
RNxx-ONT2		Region - Ontario Street (RR42) - south of QEW	Initiate		256,200.00		
ROD24001		2024 Sidewalk Replacement Program	Initiate	360,000.00			
ROD24002		2024 Walkway Improvements	Initiate	50,000.00			
ROD24003		New Sidewalk installation Program	Initiate	135,000.00			
ROD24004		Active Transportation Priorities	Initiate	135,663.00			
ROD24005		Active Transportation	Initiate	250,000.00	262,500.00	275,625.00	

## Schedule S - Full Schedule with Initiation Status

Department Group	Project ID	Project Name	Initiate or Placeholder	2024	2025	2026
Mulit Use Pathways	ROD24006	Lloyd Street Re-Construction	Initiate	175,000.00		
		RR 38 Martindale Road, JR Stork Bridge Replacement	Initiate	180,000.00		
	ROD24007					
	ROD24008	Glen Morris Dr Slope Repair	Initiate	120,000.00		
	ROD25001	2025 Sidewalk Replacement Program	Placeholder		378,000.00	
	ROD25002	2025 Walkway Improvements	Placeholder		52,500.00	
	ROD25003	New Sidewalk installation Program	Placeholder		157,500.00	
	ROD25004	2025 Sidewalk Replacement Program	Initiate		174,692.00	
	ROD25005	Active Transportation Priorities	Placeholder		705,246.00	817,683.00
	ROD25006	Oakdale Ave Roadworks	Initiate		288,750.00	
	ROD25007	QEW Syway Twinning	Initiate		288,750.00	
	ROD26001	2026 Sidewalk Replacement Program	Placeholder			110,250.00
	ROD26002	2026 Walkway Improvements	Placeholder			57,330.00
	<b>Sidewalks and Walkways &amp; Mulit Use Pathways Total</b>				<b>3,452,663.00</b>	<b>3,786,338.00</b>
Storm Sewer Collection Systems	P17-068	Terry Lane Reconstruction	Initiate	100,000.00		
		Gale Crescent road and underground improvements	Initiate		1,328,250.00	
	P18-061					
	P20-065	New Access Road	Initiate	134,000.00		
		Princess / Westchester Underground Improvements	Initiate	380,000.00		
	P21-001					
	P21-004	Forest Hill / Hillcrest / Rockcliffe Underground Improvements	Initiate	1,090,000.00		
	P21-062	Eleanordale/Helm/Rochelle/Tavistock/Viking Greenmeadow / Wood Underground Improvements	Initiate		225,000.00	
	P21-101			687,000.00		
	P22-001	Mitchell / Morgan / Richmond	Initiate		1,068,900.00	
P22-061	James Street	Initiate		84,000.00		
P22-063	Parnell Road Reconstruction	Initiate		777,000.00		
P23-061	Brimley Crescent Road Rehabilitation & Underground Improvements	Initiate	378,450.00			

## Schedule S - Full Schedule with Initiation Status

Department Group	Project ID	Project Name	Initiate or Placeholder	2024	2025	2026	
Storm Sewer Collection Systems	P23-062	Facer Street road and underground improvements	Initiate			543,175.00	
	RNxx-LTH	Region - Louth Street (RR72) Reconstruction	Initiate		434,548.00		
	RNxx-NIA	Region - Niagara Street (RR48) Reconstruction	Initiate			1,096,712.00	
	RNxx-ONT	Region - Ontario Street (RR42) Reconstruction	Initiate	704,000.00			
	STM24002	Design for next years projects	Initiate	20,000.00	52,500.00	55,125.00	
	STM24003	Glen Morris Dr Slope Repair	Initiate	220,000.00			
	STM24004	Lloyd Street Re-Construction	Initiate	88,000.00			
	STM24005	Sewer CCTV Inspections	Initiate	4,800.00	105,000.00	110,250.00	
	STM24006	Village Road Reconstruction	Initiate	8,850.00	52,658.00		
	STM25004	Castlewood/Riverview Re-Construction	Initiate		14,249.00		
	STM25005	Catch Basins and Storm Service Installations	Initiate		157,500.00	165,375.00	
	STM25006	Glendale Avenue Watermain Replacement	Initiate		308,306.00		
	STM25007	Oakdale Ave Roadworks	Initiate		42,746.00		
	STM25008	Storm Sewer Improvement Program & Combined Sewer Separations	Placeholder		1,421,722.00	2,233,930.00	
	STM25009	Storm Sewer Spot Repairs	Initiate		105,000.00	110,250.00	
	STM25010	Niagara/Old Oxford/Richelieu	Initiate		275,173.00		
	STM26001	Dexter/Henrietta/Lisgar/Morris	Initiate			448,182.00	
	<b>Storm Sewer Collection Systems Total</b>				<b>3,815,100.00</b>	<b>6,452,552.00</b>	<b>4,762,999.00</b>
	Water Distribution System (Watermains)	P17-068	Terry Lane Reconstruction	Initiate	125,000.00		
		P18-063	Merritt Street	Initiate	1,107,000.00		
P19-065		Ridley Road Realignment And Road	Initiate	503,000.00			
P20-062		Scarth Road	Initiate	52,500.00			
P20-101		Jacobson Avenue	Initiate	336,000.00			
P21-001		Princess / Westchester Underground Improvements	Initiate	233,000.00			
P21-002		Bartlet/perma	Initiate	218,000.00			

## Schedule S - Full Schedule with Initiation Status

Department Group	Project ID	Project Name	Initiate or Placeholder	2024	2025	2026
(Watermains)	P21-003	Ontario Street	Initiate	1,376,000.00		
	P21-004	Forest Hill / Hillcrest / Rockcliffe Underground Improvements	Initiate	603,000.00		
	P21-062	Eleanordale / Helm / Rochelle / Tavistock / Viking Road and Underground Improvements	Initiate	526,000.00		
	P21-100	Flanders Watermain Improvements	Initiate	143,000.00		
	P21-101	Greenmeadow / Wood Underground Improvements	Initiate	585,000.00		
	P22-001	Mitchell / Morgan / Richmond	Initiate	1,063,240.00		
	P22-061	James Street	Initiate			448,718.00
	P22-063	Parnell Road Reconstruction	Initiate	1,285,500.00		
	P22-064	Blue Spruce / Huntingwood	Initiate	78,000.00		
	P22-100	Keistan Drive	Initiate	104,000.00		
	P23-001	Phelps/Turner/Smythe	Initiate	100,000.00		
	P23-061	Brimley Crescent Road Rehabilitation & Underground Improvements	Initiate		318,150.00	
	P23-100	Welland Avenue	Initiate		601,650.00	
	P23-101	Dundas / Leeson	Initiate		276,150.00	
	P23-102	Adel/Donalda/Dundalk/Regent/Rainbow	Initiate		474,600.00	
	P23-103	Briarsdale/Donlon	Initiate		169,050.00	
	P23-104	Kimbermount/Lake/Monique	Initiate		462,000.00	
	P23-105	Mohawk/Scott/Village Green	Initiate		423,150.00	
	P23-106	Jasmine/Josephine	Initiate		220,500.00	
	P23-107	Carriage Grove	Initiate		337,050.00	
	RN20-stp	St. Paul Street at CNR Bridge Replacement	Initiate	577,000.00		
WAT24001	Adelene/Glendale	Initiate	261,105.00	1,553,574.00		
WAT24002	Cost Sharing with Development to loop watermain	Initiate	269,100.00			
WAT24003	Design for Future Projects	Initiate	50,000.00			
WAT24004	Lloyd Street Re-Construction	Initiate	141,278.00	840,602.00		
WAT24005	Priority WM Replacements as needed	Initiate	2,267,731.00			
WAT24006	Storz Hydrant Port Conversions	Initiate	500,000.00			

## Schedule S - Full Schedule with Initiation Status

Department Group	Project ID	Project Name	Initiate or Placeholder	2024	2025	2026
(Watermains)	WAT24007	Valves, Hydrants & Services	Initiate	50,000.00		
	WAT24008	Watermain Accross Twelve Mile Creek	Initiate	976,250.00		
	WAT24009	York St Re-construction	Initiate	230,297.00	1,072,767.00	
	WAT25001	Castlewood/Riverview Re-Construction	Initiate		253,379.00	1,507,600.00
	WAT25002	Design for Future Projects	Initiate		50,000.00	
	WAT25003	Geneva St Reconstruction	Initiate		70,639.00	420,301.00
	WAT25004	Priority WM Replacements as needed	Placeholder		4,600,903.00	
	WAT25005	St. Paul Crescent Watermain Replacement	Initiate		285,197.00	1,796,918.00
	WAT25006	Storz Hydrant Port Conversions	Initiate		500,000.00	
	WAT25007	Valves, Hydrants & Services	Initiate		50,000.00	
	WAT25008	Bunting/Lakeshore/Watkins/Yonge	Initiate		179,279.00	1,066,711.00
	WAT25009	Niagara/Old Oxford/Richelieu	Initiate		335,606.00	1,996,855.00
	WAT25010	Bailey/Galbriath/Hillview/Kinsey/Power Glen	Initiate		500,338.00	2,679,508.00
	WAT25011	Alpine/Lily/Violett	Initiate		737,920.00	
	WAT25012	Louth Street Re-Construction	Initiate		1,207,500.00	
	WAT26001	Beech St Reconstruction	Initiate			251,471.00
	WAT26002	Priority WM Replacements as needed	Placeholder			4,476,762.00
	WAT26004	Dexter/Henrietta/Lisgar/Morris	Initiate			465,428.00
	WAT26005	Buchanan/Kamla/Scott/Dwyer	Initiate			500,437.00
	WAT26006	Carlton/Welland	Initiate			728,464.00
WAT26007	Design for Future Projects	Initiate			50,114.00	
WAT26008	Storz Hydrant Port Conversions	Initiate			501,023.00	
WAT26009	Valves, Hydrants & Services	Initiate			50,114.00	
<b>Water Distribution System (Watermains) Total</b>				<b>13,761,001.00</b>	<b>15,520,004.00</b>	<b>16,940,424.00</b>
<b>Grand Total</b>				<b>76,168,660.00</b>	<b>82,940,839.00</b>	<b>83,642,065.00</b>



**Capital Forecast 2027 - 2030  
SCHEDULE T**

The intent of the list below is to highlight projects that have been raised to Council or discussed by Council. As these projects have not been included in the forecast at this time they would be considered in years four through seven (2027- 2030). However, some of these items represent underfunding of current programs, and so if funding was available the expenditures could be accelerated. The costs provided are based on high level estimates. Costs are expected to change as the scope is refined and project planning proceeds.

<b>D Project Name (Maximum of 52 Characters)</b>	<b>Sum of Gross Project Cost (2027)</b>	<b>Sum of Gross Project Cost (2028)</b>	<b>Sum of Gross Project Cost (2029)</b>	<b>Sum of Gross Project Cost (2030)</b>
Bridges and Major Culverts Project Placeholder	215,000.00	2,250,000.00	2,400,000.00	2,500,000.00
<b>Bridges and Major Culverts Total</b>	<b>215,000.00</b>	<b>2,250,000.00</b>	<b>2,400,000.00</b>	<b>2,500,000.00</b>
6-8 Academy Street - Security Upgrades	-	50,000.00	-	-
Alex Mackenzie Park - Baseball Diamond Lighting Upgrade	-	800,000.00	-	-
Alex Mackenzie Park - Baseball Diamond Reconstruction	-	-	-	250,000.00
Alex MacKenzie Park - New Fencing	-	125,000.00	-	-
Berkley Park - Soccer Field Lighting Upgrade	375,000.00	-	-	-
Berkley Park - Soccer Field Upgrades	-	550,000.00	-	-
Bill Burgoyne Area - OWSJ Painting	-	50,000.00	-	-
Bill Burgoyne Arena - Accessibility Upgrades	-	1,000,000.00	-	-
Bill Burgoyne Arena - Parking lot resurfacing	1,000,000.00	-	-	-
Bill Burgoyne Arena - Skate Floor Replacement	120,000.00	-	-	-
Buchanan House - Carpet Replacement	-	55,000.00	-	-
Burgoyne Woods - New Storage Building	-	-	-	750,000.00
Burgoyne Woods - Parking Lot Reconstruction	-	-	-	400,000.00
Burgoyne Woods - Security Upgrades	-	-	-	20,000.00
Carlisle Street Parking Garage - Electric Car Charging Station	-	-	50,000.00	-
Carlisle Street Parking Garage - Wear Course Renewal	-	-	-	150,000.00
City Hall - Air Handling unit replacement and refrigerant abatement	-	-	-	30,000.00
City Hall - Basement Washroom Renovations	250,000.00	-	-	-
City Hall - Carpet Replacement	-	-	-	200,000.00
City Hall - Cladding Repairs	-	250,000.00	-	-
City Hall - Flag Pole Replacement	-	75,000.00	-	-

<b>D Project Name (Maximum of 52 Characters)</b>	<b>Sum of Gross Project Cost (2027)</b>	<b>Sum of Gross Project Cost (2028)</b>	<b>Sum of Gross Project Cost (2029)</b>	<b>Sum of Gross Project Cost (2030)</b>
City Hall - HVAC Controllers	-	150,000.00	-	-
City Hall - James Street Atrium Rehabilitation	-	-	1,000,000.00	-
City Hall - James Street Elevator Pit Waterproofing	100,000.00	-	-	-
City Hall - Window Replacement	-	-	-	300,000.00
Dr. Huq Improvements	250,000.00	-	-	-
Dunlop Drive Older Adult Centre - Flooring	-	100,000.00	-	-
Dunlop Drive Older Adult Centre - Gargabe Enclosure	-	75,000.00	-	-
Dunlop Drive Older Adult Centre - HVAC Upgrade	-	-	-	150,000.00
Fitzgerald Park - Parking Lot Resurfacing	120,000.00	-	-	-
Grapeview Park - Baseball Diamond Field Lighting Upgrade	300,000.00	-	-	-
Guy Road Park - New Washroom Facility	-	-	-	2,000,000.00
Guy Road Park - Parking Lot Reconstruction	-	-	-	500,000.00
Haig Bowl Arena - Demolition	-	-	-	500,000.00
Happt Rolphs Bird Sancturay - Pathway repaving	-	-	100,000.00	-
Happy Rolphs Bird Sanctuary - Barn Roof Replacement	-	100,000.00	-	-
Happy Rolphs Bird Sanctuary - Pavilion	-	-	300,000.00	-
Happy Rolphs Bird Sanctuary - Pond Fence Replacement	-	-	125,000.00	-
Jaycee Park - New Washroom Facility	1,000,000.00	-	-	-
Jaycee Park - Parking Lot Reconstruction	950,000.00	-	-	-
Jaycee Park Garage - Cladding	-	100,000.00	-	-
Jaycee Park Garage - Heating Installation	-	40,000.00	-	-
Jaycee Park Garage - Renovations	-	60,000.00	-	-
Lake Street Service Centre - Bay Door Hardware Upgrade	-	25,000.00	-	-
Lake Street Service Centre - Chain Link Fencing	-	120,000.00	-	-
Lake Street Service Centre - Material Compound	-	75,000.00	-	-
Lake Street Service Centre - Overhead Door Replacement	-	250,000.00	-	-
Lake Street Service Centre - Shower Tile Replacement	-	12,000.00	-	-
Lake Street Service Centre - Storage Building	-	50,000.00	-	-
Lake Street Service Centre - Stores Guard Rail	-	50,000.00	-	-
Lake Street Service Centre - Truck Bay Painting	-	200,000.00	-	-

<b>D Project Name (Maximum of 52 Characters)</b>	<b>Sum of Gross Project Cost (2027)</b>	<b>Sum of Gross Project Cost (2028)</b>	<b>Sum of Gross Project Cost (2029)</b>	<b>Sum of Gross Project Cost (2030)</b>
Lake Street Service Centre - Vehicle Canopy	-	-	-	5,000,000.00
Lake Street Service Centre - Wash Bay Door Replacements	-	80,000.00	-	-
Lake Street Service Centre - Washroom Upgrades	-	50,000.00	-	-
Lakeside Park - Carousel - Façade Improvements	-	-	200,000.00	-
Lakeside Park - Carousel - Mechanical/Electrical Upgrades	-	-	-	150,000.00
Lakeside Park - Carousel - New Retail Kiosk	-	-	10,000.00	-
Lakeside Park - Carousel - Overhead Door Replacement	-	-	180,000.00	-
Lakeside Park - Carousel - Turnstile upgrades	-	-	150,000.00	-
Lakeside Park - Parking Lot Reconstruction	-	-	-	3,000,000.00
Lakeside Park - Site - Attendant Shelter	-	-	20,000.00	-
Lakeside Park - Site - Interpretative Signage	-	-	50,000.00	-
Lakeside Park - Site - Walkway Improvements	-	-	20,000.00	-
Lakeside Park - Washroom - Addition	-	-	150,000.00	-
Lancaster Park - Ball Diamond Reconstruction	-	-	100,000.00	-
Lancaster Park - New Storage Buiding	-	75,000.00	-	-
Lancaster Park - Parking Lot Resurfacing	-	-	-	750,000.00
Lester B. Pearson Park - Kiwanis Aquatic Centre - Exterior Wood Staining	-	-	-	75,000.00
Lester B. Pearson Park - Kiwanis Aquatic Centre - Re-Grouting Phase 3	100,000.00	-	-	-
Lester B. Pearson Park - Kiwanis Aquatic Centre - Re-Grouting Phase 4	-	100,000.00	-	-
Lincoln County Court House - Accessibility Upgrades	-	-	3,000,000.00	-
Lincoln County Court House - Interior Finishes	-	-	250,000.00	-
Lincoln County Court House - Mechanical/Electrical Upgrades	-	-	750,000.00	-
Lincoln County Court House - Structural Rehabilitation	-	-	3,500,000.00	-
Lincoln Park - Pool Demolition	-	-	100,000.00	-
Malcomson Eco Park - Green House Exhaust Replacement	30,000.00	-	-	-
Malcomson Eco Park - Green House Repairs	-	50,000.00	-	-
Market Square - Snow Melt	-	50,000.00	-	-
Market Square - Window Tinting	-	-	30,000.00	-
Meridian Centre - Sidewalk Repairs	-	100,000.00	-	-
Merritton Arena - Cladding Replacement	-	800,000.00	-	-

<b>D Project Name (Maximum of 52 Characters)</b>	<b>Sum of Gross Project Cost (2027)</b>	<b>Sum of Gross Project Cost (2028)</b>	<b>Sum of Gross Project Cost (2029)</b>	<b>Sum of Gross Project Cost (2030)</b>
Merritton Arena - Dressing Room Renovation	-	500,000.00	-	-
Merritton Arena - Exhaust Fan Replacement	-	-	-	40,000.00
Merritton Arena - Parking Lot Resurfacing	-	-	-	300,000.00
Merritton Community Centre - AC Unit	-	-	40,000.00	-
Merritton Community Centre - Electrical Upgrade	-	-	400,000.00	-
Merritton Community Centre - Elevator Addition	-	-	500,000.00	-
Merritton Community Centre - Roof Replacement	-	-	200,000.00	-
Merritton Community Centre - Window Replacements	-	-	275,000.00	-
Merritton Community Park - Baseball Diamond Reconstruction	-	-	220,000.00	-
Merritton Community Park - Lion Dunc Schooley Pool - Accessibility	-	-	50,000.00	-
Merritton Community Park - Lion Dunc Schooley Pool - Heating	-	-	100,000.00	-
Merritton Community Park - Lion Dunc Schooley Pool - Small Pool	-	-	750,000.00	-
Merritton Community Park - Site - New Storage Building	-	-	60,000.00	-
Merritton Stock Yard - Storm Drainage	-	-	50,000.00	-
Montebello Park - Asphalt Replacement	75,000.00	-	-	-
Montebello Park - Garbage Container	-	100,000.00	-	-
Montebello Park - Irrigation Upgrades	-	50,000.00	-	-
Montebello Park - Path Reconstruction	-	250,000.00	-	-
Montebello Park - Pavilion Foundation Rehabilitation	-	250,000.00	-	-
Montebello Park - Sidewalk widening	-	150,000.00	-	-
Montebello Park - Washrooms	-	40,000.00	-	-
Morningstar Mill - Garage Heating	-	-	5,000.00	-
Morningstar Mill - Grist Mill - Gas Furnace Replacement	-	-	30,000.00	-
Morningstar Mill - Grist Mill - Gas Service	-	-	35,000.00	-
Morningstar Mill - Miller's House - Emergency Lighting	-	-	20,000.00	-
Morningstar Mill - Miller's House - Fire Alarm	-	-	30,000.00	-
Morningstar Mill - New Accessible Washroom	-	1,000,000.00	-	-
Morningstar Mill - Site - Water Service Replacement	-	-	150,000.00	-
Municipal (Sunset) Beach - Site	-	200,000.00	-	-
Municipal (Sunset) Beach - Site - Pavilion	-	150,000.00	-	-

<b>D) Project Name (Maximum of 52 Characters)</b>	<b>Sum of Gross Project Cost (2027)</b>	<b>Sum of Gross Project Cost (2028)</b>	<b>Sum of Gross Project Cost (2029)</b>	<b>Sum of Gross Project Cost (2030)</b>
Ontario Street Parking Garage - Mechanical Upgrades	-	-	75,000.00	-
Ontario Street Parking Garage - Ontario Street Façade Restoration	-	3,000,000.00	-	-
Ontario Street Parking Garage - Sprinkler Upgrades	-	-	50,000.00	-
Performing Arts Centre - Painting	50,000.00	-	-	-
Pic Leeson Park - New Washroom Facility	-	-	1,500,000.00	-
Pic Leeson Park - Parking Lot Expansion	-	-	1,000,000.00	-
Port Dalhousie Lions Park - Parking Lot Reconstruction	-	400,000.00	-	-
Port Dalhousie Lions Park - Tennis Court	-	-	60,000.00	-
Port Dalhousie Older Adult Centre - Accessibility Upgrades	-	90,000.00	-	-
Port Dalhousie Older Adult Centre - Accessibility Washroom Upgrades	-	60,000.00	-	-
Port Dalhousie Older Adult Centre - HVAC Upgrades	-	100,000.00	-	-
Port Dalhousie Older Adult Centre - New Flooring	-	75,000.00	-	-
Port Dalhousie Older Adult Centre - Overhead Door Infill and Cladd	-	100,000.00	-	-
Port Dalhousie Older Adult Centre - Washroom Renvations	-	300,000.00	-	-
Port Weller Community Centre - Gym Floor Replacement	-	-	200,000.00	-
Port Weller Community Centre - HVAC Upgrade	30,000.00	-	-	-
Queen Elizabeth Centre - Electrical Upgrades	-	-	150,000.00	-
Queen Elizabeth Centre - Parking Lot Reconstruction	-	-	760,000.00	-
Queen Elizabeth Centre - Roof Replacement	-	-	350,000.00	-
Realty Park - Parking Lot Resurfacing	150,000.00	-	-	-
Rear Inner Range Lighthouse - Painting	75,000.00	-	-	-
Rear Inner Range Lighthouse - Restoration	125,000.00	-	-	-
Renown Road Storage Facility - Eaves and Downspouts	-	30,000.00	-	-
Renown Road Storage Facility - Fuel Storage Tank	-	-	120,000.00	-
Richard Pierpoint Park - Benches	-	-	30,000.00	-
Richard Pierpoint Park - Storage Building	-	-	50,000.00	-
Robertson School (Folk Arts) - Annex Accessibility Upgrades	-	2,000,000.00	-	-
Robertson School (Folk Arts) - Annex Exhaust System	-	20,000.00	-	-
Robertson School (Folk Arts) - Annex Lighting Upgrade	-	75,000.00	-	-
Robertson School (Folk Arts) - Main Building Window Restoration	-	100,000.00	-	-

<b>D Project Name (Maximum of 52 Characters)</b>	<b>Sum of Gross Project Cost (2027)</b>	<b>Sum of Gross Project Cost (2028)</b>	<b>Sum of Gross Project Cost (2029)</b>	<b>Sum of Gross Project Cost (2030)</b>
Russel Avenue Commity Centre - Site - Washroom	-	-	-	1,100,000.00
Russel Avenue Community Centre - Accessibility Upgrades	-	120,000.00	-	-
Russel Avenue Community Centre - Garbage Enclosure	-	-	75,000.00	-
Russel Avenue Community Centre - Gym floor replacement	-	45,000.00	-	-
Russel Avenue Community Centre - Parking Lot Resurfacing	-	275,000.00	-	-
Russel Avenue Community Centre - Vestibule Restoration	-	75,000.00	-	-
Russel Avenue Community Centre - Washroom Renovation	-	300,000.00	-	-
Russel Avenue Community Centre - Window Replacement	-	50,000.00	-	-
Seymour Hannah Sport and Entertainment Centre - Kiwanis Field - Chang Room Soffit Lighting	10,000.00	-	-	-
Seymour Hannah Sport and Entertainment Centre - Kiwanis Field - Scoreboard	50,000.00	-	-	-
Seymour-Hannah Sports and Entertainment Centre - CHP	-	-	-	500,000.00
Seymour-Hannah Sports and Entertainment Centre - Exterior Painting	-	-	-	30,000.00
Seymour-Hannah Sports and Entertainment Centre - Humidifier	-	-	-	40,000.00
Seymour-Hannah Sports and Entertainment Centre - HVAC Upgrade	-	-	-	300,000.00
Seymour-Hannah Sports and Entertainment Centre - Kiwanis Field	2,000,000.00	-	-	-
Seymour-Hannah Sports and Entertainment Centre - Kiwanis Field Press Box	-	-	-	50,000.00
Seymour-Hannah Sports and Entertainment Centre - Parking Lot Lighting	-	-	250,000.00	-
Seymour-Hannah Sports and Entertainment Centre - Sign Kiosk	-	-	100,000.00	-
St. Catharines Municipal Golf Course - Clubhouse - Deck Replacement	-	-	-	50,000.00
St. Catharines Municipal Golf Course - Clubhouse - Electrical Upgrades	-	-	-	40,000.00
St. Catharines Municipal Golf Course - Clubhouse - New Storage	-	-	-	70,000.00
St. Catharines Municipal Golf Course - Clubhouse - Parking Lot Lighting	-	-	-	60,000.00
St. Catharines Municipal Golf Course - Irrigation System Upgrade	-	-	-	350,000.00
St. Catharines Municipal Golf Course - Parking Lot Expansion	-	-	-	400,000.00
St. Catharines Museum - Accessibility Upgrades	-	-	-	50,000.00
St. Catharines Museum - Exhibit Lighting Upgrade	-	-	-	150,000.00
St. Catharines Museum - Lighting Upgrade	-	-	-	500,000.00
St. Catharines Museum - Reconstruction Parking	-	-	-	80,000.00
St. Catharines Museum - Security System Upgrade	-	-	-	50,000.00
St. Catharines Museum - Washroom Renovation	-	300,000.00	-	-

<b>D Project Name (Maximum of 52 Characters)</b>	<b>Sum of Gross Project Cost (2027)</b>	<b>Sum of Gross Project Cost (2028)</b>	<b>Sum of Gross Project Cost (2029)</b>	<b>Sum of Gross Project Cost (2030)</b>
St. Catharines Public Library - Centennial Branch - Ceiling Upgrade	150,000.00	150,000.00	150,000.00	150,000.00
St. Catharines Public Library - Centennial Branch - Electrical Upgrade	-	100,000.00	-	-
St. Catharines Public Library - Centennial Branch - Mechanical Upgrade	-	100,000.00	-	-
St. Catharines Public Library - Port Dalhousie Branch - Exhaust System	-	25,000.00	-	-
St. Catharines Public Library - Port Dalhousie Branch - Fire Alarm and Emergency Lighting	-	35,000.00	-	-
St. Catharines Public Library - Port Dalhousie Branch - Unit Heater Replacement	-	15,000.00	-	-
Victoria Lawn Cemetery - Holy Trinity Mausoleum - Roof Replacement	100,000.00	-	-	-
Victoria Lawn Cemetery - Site Paving	-	150,000.00	-	-
Victoria Lawn Cemetery - Taylor Building - Washroom Renovation	120,000.00	-	-	-
VLC - Cullinen Mausoleum - Stone Repointing	-	-	20,000.00	-
VLC - Cullinen Mausoleum - Perimeter Drainage	-	-	10,000.00	-
VLC - Garden of Memories - Power Door Operators	-	-	20,000.00	-
VLC - Holy Trinity - Glass Replacement	-	-	10,000.00	-
VLC - Holy Trinity - Power Door Operators	-	-	20,000.00	-
VLC - Holy Trinity - Walkway Reconstruction	-	-	-	100,000.00
VLC - Lunch Building - Accessible Washroom Upgrades	-	-	100,000.00	-
VLC - Lunch Building - Emergency Lighting	-	-	25,000.00	-
VLC - Maintenance Building - Electrical Upgrade	-	-	-	10,000.00
VLC - Site - Parking Lot Reconstruction	-	-	50,000.00	-
VLC - Taylor Building - Concrete Apron Replacement	-	-	-	15,000.00
VLC - Taylor Building - Door and Window Replacement	-	-	-	10,000.00
VLC - Taylor Building - Electrical Upgrades	-	-	-	15,000.00
VLC - Taylor Building - Emergency Lighting	-	-	-	25,000.00
VLC - Taylor Building - Floor and Wall Repairs	-	-	-	50,000.00
Walkinshaw Park - Baseball Diamond Field Upgrades	-	-	100,000.00	-
Walkinshaw Park - New Washroom Building	-	1,000,000.00	-	-
West Park - Parking Lot Reconstruction	-	420,000.00	-	-
West Park - Soccer Field and Track Lighting Upgrade	1,050,000.00	-	-	-
West St. Catharines Older Adult Centre - Gas Line Upgrade	10,000.00	-	-	-
Woodgale Park Washroom - Rehabilitation	100,000.00	-	-	-



D Project Name (Maximum of 52 Characters)	Sum of Gross Project Cost (2027)	Sum of Gross Project Cost (2028)	Sum of Gross Project Cost (2029)	Sum of Gross Project Cost (2030)
Meridian -Administration Carpeting replacement	40,000.00	-	-	-
Meridian -Dressing Rooms - Showers	70,000.00	-	-	-
Meridian -Section Covers	50,000.00	-	-	-
Meridian -Truss Beams	100,000.00	-	-	-
Meridian -Updated TV Menu Boards	50,000.00	-	-	-
Meridian -Concessions Wraps & Rebranding	50,000.00	-	-	-
Meridian -Catering Equipment & Linen Upgrades	40,000.00	-	-	-
Meridian -Grab & Go Concept on Concourse	25,000.00	-	-	-
Meridian -Hall Of Fame Bar Concept on Concourse	100,000.00	-	-	-
Meridian -Lounge Furniture & Decor in Club Lounge	50,000.00	-	-	-
Meridian -Proper Condiment Stand Solutions	25,000.00	-	-	-
<b>Buildings and Facilities (Including Accessibility) Total</b>	<b>9,290,000.00</b>	<b>17,867,000.00</b>	<b>18,275,000.00</b>	<b>18,760,000.00</b>
Arena Facility	-	21,800,000.00	-	-
Culture Plan Implementation of Recommendations	28,000.00	29,000.00	30,000.00	31,000.00
Fairview Park Community Vision Implementation of Recommendations	500,000.00	-	-	-
Indoor Aquatic Facility	-	20,000,000.00	-	-
Lincoln Park Outdoor Pool Replacement	5,000,000.00	-	-	-
Park Bench Replacement Program	95,000.00	100,000.00	105,000.00	110,000.00
Parks Legacy Fund	250,000.00	250,000.00	250,000.00	250,000.00
Parks Renewal Plan - Barbican Heights Park Basketball Court & Playground	430,000.00	-	-	-
Parks Renewal Plan - Bermuda Park Playground	-	300,000.00	-	-
Parks Renewal Plan - Cliffords Creek Park Playground	-	-	-	400,000.00
Parks Renewal Plan - Eastmount Park Playground	285,000.00	-	-	-
Parks Renewal Plan - Elma Street Park Playground	-	290,000.00	-	-
Parks Renewal Plan - Grantham Ave. Park Playground	-	-	295,000.00	-
Parks Renewal Plan - Grantham Lions Park Playground	-	290,000.00	-	-
Parks Renewal Plan - Harcove Park Basketball Court & Playground	-	-	440,000.00	-
Parks Renewal Plan - Maplecrest Park Basketball Court & Playground	-	-	-	445,000.00
Parks Renewal Plan - Mountainview Park Basketball Court & Playground	-	-	-	445,000.00
Parks Renewal Plan - Neelon Park Playground	-	-	295,000.00	-



D Project Name (Maximum of 52 Characters)	Sum of Gross Project Cost (2027)	Sum of Gross Project Cost (2028)	Sum of Gross Project Cost (2029)	Sum of Gross Project Cost (2030)
Parks Renewal Plan - Princess Park Playground	-	300,000.00	-	-
Parks Renewal Plan - Realty Park Tennis Courts	-	-	-	485,000.00
Parks Renewal Plan - Royal Henley Park Playground	-	-	-	300,000.00
Parks Renewal Plan - Sheridan Park Playground	-	320,000.00	-	-
Parks Renewal Plan - Village Gate Park Playground	285,000.00	-	-	-
Parks Renewal Plan - Walker's Creek South Playground	-	-	315,000.00	-
Parks Renewal Plan - Walkinshaw Park Playground	-	290,000.00	-	-
Parks Renewal Plan - West Park Multi-Use Court	600,000.00	-	-	-
Parks Renewal Plan - Westland Park Basketball Court & Playground	-	-	500,000.00	-
Parks Renewal Plan - Woodgale Park Multi-Use Court	355,000.00	-	-	-
Skateboard Park & Pump Track	750,000.00	-	-	-
Sports Field Strategy	-	-	-	650,000.00
Sports Field Strategy Implementation of Recommendations	650,000.00	650,000.00	650,000.00	-
Project Consolidation	2,000,000.00	2,000,000.00	2,000,000.00	2,000,000.00
<b>Community, Recreation and Culture Services Total</b>	<b>11,228,000.00</b>	<b>46,619,000.00</b>	<b>4,880,000.00</b>	<b>5,116,000.00</b>
IT Project Place Holder	-	1,000,000.00	1,000,000.00	1,000,000.00
Payroll Software Replacement	900,000.00	-	-	-
<b>Corporate Infrastructure Total</b>	<b>900,000.00</b>	<b>1,000,000.00</b>	<b>1,000,000.00</b>	<b>1,000,000.00</b>
2009 Eastway Pumper/Rescue Unit#36	-	-	1,447,306.00	-
2010 Eastway Spartan Metro Star Unit 14	-	-	-	1,267,000.00
Bunker Gear Equipment	112,000.00	115,000.00	119,000.00	123,000.00
Fire Station No. 1 - Replacement	17,000,000.00	-	-	-
Fire Station No. 5 - HVAC Upgrades	-	30,000.00	-	-
Fire Station No. 5 - Security	-	150,000.00	-	-
Fire Station No. 6 - Window Replacement	30,000.00	-	-	30,000.00
Fire Training Tower - Demolition	250,000.00	-	-	-
Fire Watercraft - B2	63,000.00	-	-	-
SCBA - Cyclinders (15 years)	-	-	205,192.00	-
Unit #25 - 2008 Sutpten Pumper/75 aerial	-	2,191,118.00	-	-
<b>Fire Services Total</b>	<b>17,455,000.00</b>	<b>2,486,118.00</b>	<b>1,771,498.00</b>	<b>1,420,000.00</b>

<b>D Project Name (Maximum of 52 Characters)</b>	<b>Sum of Gross Project Cost (2027)</b>	<b>Sum of Gross Project Cost (2028)</b>	<b>Sum of Gross Project Cost (2029)</b>	<b>Sum of Gross Project Cost (2030)</b>
Fleet Replacement Plan for Municipal Works and EFES	795,000.00	1,931,000.00	2,729,000.00	3,380,000.00
Fleet Replacement Plan for Parking	50,000.00	-	-	60,000.00
Fleet Replacement Plan for Water/Waste Water	50,000.00	420,000.00	430,000.00	550,000.00
<b>Fleet Total</b>	<b>895,000.00</b>	<b>2,351,000.00</b>	<b>3,159,000.00</b>	<b>3,990,000.00</b>
Shoreline Protection Project Placeholder	5,299,000.00	1,100,000.00	1,150,000.00	1,175,000.00
Tree Planting Program	395,000.00	400,000.00	405,000.00	410,000.00
Watercourses Project Placeholder	420,000.00	2,600,000.00	2,700,000.00	2,750,000.00
<b>Natural Assets Total</b>	<b>6,114,000.00</b>	<b>4,100,000.00</b>	<b>4,255,000.00</b>	<b>4,335,000.00</b>
Pollution Control Priority Program	1,000,000.00	1,000,000.00	1,000,000.00	1,000,000.00
<b>Pollution Control Total</b>	<b>1,000,000.00</b>	<b>1,000,000.00</b>	<b>1,000,000.00</b>	<b>1,000,000.00</b>
Roads Project Placeholder	11,900,000.00	12,500,000.00	13,000,000.00	13,700,000.00
<b>Roads Total</b>	<b>11,900,000.00</b>	<b>12,500,000.00</b>	<b>13,000,000.00</b>	<b>13,700,000.00</b>
Sanitary Sewer Collection System Project Placeholder	11,000,000.00	12,500,000.00	14,000,000.00	14,700,000.00
<b>Sanitary Sewer Collection System Total</b>	<b>11,000,000.00</b>	<b>12,500,000.00</b>	<b>14,000,000.00</b>	<b>14,700,000.00</b>
Sidewalks, Walkways and MUPs Project Placeholder	2,250,000.00	2,300,000.00	2,375,000.00	2,500,000.00
<b>Sidewalks and Walkways &amp; Multit Use Pathways Total</b>	<b>2,250,000.00</b>	<b>2,300,000.00</b>	<b>2,375,000.00</b>	<b>2,500,000.00</b>
Storm Sewer System Project Placeholder	5,125,000.00	5,400,000.00	5,650,000.00	5,950,000.00
<b>Storm Sewer Collection Systems Total</b>	<b>5,125,000.00</b>	<b>5,400,000.00</b>	<b>5,650,000.00</b>	<b>5,950,000.00</b>
Watermain Project Placeholder	20,500,000.00	23,000,000.00	26,000,000.00	27,500,000.00
<b>Water Distribution System (Watermains) Total</b>	<b>20,500,000.00</b>	<b>23,000,000.00</b>	<b>26,000,000.00</b>	<b>27,500,000.00</b>
<b>Grand Total</b>	<b>97,872,000.00</b>	<b>133,373,118.00</b>	<b>97,765,498.00</b>	<b>102,471,000.00</b>

CITY OF ST.CATHARINES  
2024-26 CAPITAL BUDGET AND FOUR YEAR FORECAST (SCHEDULE U)

	2024	2025	2026	2027	2028	2029	2030
<b>CAPITAL EXPENDITURES</b>							
<b>Roads</b>	12,749,800	12,127,325	9,431,447	11,900,000	12,500,000	13,000,000	13,700,000
<b>Sidewalks, Walkways and Multi-Use Pathways</b>	3,452,663	3,786,338	2,186,989	2,250,000	2,300,000	2,375,000	2,500,000
<b>Storm Sewer Collection System (including Sewer Separation)</b>	3,815,100	6,452,552	4,762,999	5,125,000	5,400,000	5,650,000	5,950,000
<b>Sanitary Sewer Collection System</b>	9,406,866	8,809,270	9,596,782	11,000,000	12,500,000	14,000,000	14,700,000
<b>Pollution Control</b>	1,000,000	1,000,000	1,000,000	1,000,000	1,000,000	1,000,000	1,000,000
<b>Water Distribution System (Watermain)</b>	13,761,001	15,520,004	16,940,424	20,500,000	23,000,000	26,000,000	27,500,000
<b>Bridges and Major Culverts</b>	1,700,000	1,716,750	82,688	215,000	2,250,000	2,400,000	2,500,000
<b>Natural Assets</b>	2,176,000	5,500,600	3,051,436	6,114,000	4,100,000	4,255,000	4,335,000
<b>Community, Recreation and Culture Services</b>	2,885,000	5,341,000	16,053,000	11,228,000	46,619,000	4,880,000	5,116,000
<b>Buildings and Facilities (including Accessibility)</b>	11,778,000	7,962,000	9,645,000	9,290,000	17,867,000	18,275,000	18,760,000
<b>Parking Services</b>	425,000	-	485,000	-	-	-	-
<b>Fire Services</b>	6,039,230	7,692,000	4,766,300	17,455,000	2,486,118	1,771,498	1,420,000
<b>Fleet</b>	3,840,000	3,199,000	3,680,000	895,000	2,351,000	3,159,000	3,990,000
<b>Corporate Infrastructure</b>	3,140,000	3,834,000	1,960,000	900,000	1,000,000	1,000,000	1,000,000
	<b>\$ 76,168,660</b>	<b>\$ 82,940,839</b>	<b>\$ 83,642,065</b>	<b>\$ 97,872,000</b>	<b>\$ 133,373,118</b>	<b>\$ 97,765,498</b>	<b>\$ 102,471,000</b>
<b>SOURCES OF FINANCING</b>							
Canada Community - Building Fund	4,405,000	4,405,000	4,405,000	4,405,000	4,405,000	4,405,000	4,405,000
Other External Funding (including Grants)	125,000	125,000	125,000	125,000	125,000	125,000	125,000
Reserve Funds (including D.C)	5,274,900	13,751,000	6,292,300	3,749,000	23,749,000	3,749,000	3,749,000
<b>TOTAL GRANTS/ 3rd PARTY/ RESERVES</b>	<b>\$ 9,804,900</b>	<b>\$ 18,281,000</b>	<b>\$ 10,822,300</b>	<b>\$ 8,279,000</b>	<b>\$ 28,279,000</b>	<b>\$ 8,279,000</b>	<b>\$ 8,279,000</b>
Infrastructure Levy	1,680,000	1,680,000	1,680,063	1,680,000	1,680,000	1,680,000	1,680,000
Tax Support	2,170,000	2,699,000	2,407,000	2,407,000	2,407,000	2,407,000	2,407,000
Water/Wastewater	8,205,747	8,628,981	8,737,462	9,779,910	10,251,508	10,520,018	10,520,018
Capital Out of Revenue (1)	9,985,010	11,265,250	13,269,960	16,738,250	19,828,982	20,145,540	21,606,090
<b>TOTAL TAX/ RATE PAYER</b>	<b>\$ 22,040,757</b>	<b>\$ 24,273,231</b>	<b>\$ 26,094,485</b>	<b>\$ 26,094,485</b>	<b>\$ 34,167,490</b>	<b>\$ 34,752,558</b>	<b>\$ 36,213,108</b>
<b>DEBENTURE (2)</b>	<b>44,323,003</b>	<b>40,386,608</b>	<b>46,725,280</b>	<b>63,498,515</b>	<b>70,926,628</b>	<b>54,733,940</b>	<b>57,978,892</b>
<b>TOTAL</b>	<b>\$ 76,168,660</b>	<b>\$ 82,940,839</b>	<b>\$ 83,642,065</b>	<b>\$ 97,872,000</b>	<b>\$ 133,373,118</b>	<b>\$ 97,765,498</b>	<b>\$ 102,471,000</b>

CITY OF ST.CATHARINES  
2024-26 CAPITAL BUDGET AND FOUR YEAR FORECAST (SCHEDULE U)

	2024	2025	2026	2027	2028	2029	2030
Note (1)							
Capital out of Revenue Allocation							
Tax Supported	2,998,050	2,945,090	3,601,700	5,535,800	6,685,912	4,675,150	4,925,700
Water/Wastewater	6,955,080	8,320,160	9,627,030	11,202,450	13,143,071	15,470,390	16,680,390
Parking	31,880		41,230	-	-	-	-
Total Capital out of Revenue	\$ 9,985,010	\$ 11,265,250	\$ 13,269,960	\$ 16,738,250	\$ 19,828,982	\$ 20,145,540	\$ 21,606,090
Note(2)							
Debenture Allocation							
Tax Supported	36,974,843	33,868,475	38,770,796	51,980,874	57,821,206	39,724,348	41,979,300
Water/Wastewater	6,955,040	6,518,133	7,510,714	11,517,641	13,105,421	15,009,592	15,999,592
Parking	393,120		443,770	-	-	-	-
Total Debenture	\$ 44,323,003	\$ 40,386,608	\$ 46,725,280	\$ 63,498,515	\$ 70,926,628	\$ 54,733,940	\$ 57,978,892

Schedule V/W - Project Funding Details For 2024 Capital Budget

Dt	Project ID	Project Name	Gross Project Cost	External Funding		Total Development Charges	Total Canada Community Building Fund	Total Reserve Funding	Infrastructure Levy Funding	Tax Support (Operating)	Water/ Wastewater (Rate)	Capital out of Revenue (COOR)	Debt Financing	Sch.	Notes
				Sources	Charges										
	P15-122	Third Street Louth Culvert Replacement	100,000.00	-	-	-	-	-	-	-	-	7,500.00	92,500.00		H
	P19-066	Moffatt Secondary Access - Construction	1,600,000.00	-	-	-	-	-	-	-	-	120,000.00	1,480,000.00		H
	<b>Bridges and Major Culverts Total</b>			<b>1,700,000.00</b>	-	-	-	-	-	-	-	<b>127,500.00</b>	<b>1,572,500.00</b>		
	ABC24001	Lester B. Pearson Park - Dr. Huq Library - Lighting Upgrade	70,000.00	-	-	-	-	-	-	-	-	5,250.00	64,750.00		L
	ABC24002	Meridian Centre - Bridge Deck Coating System	45,000.00	-	-	-	-	-	-	-	-	3,380.00	41,620.00		L
	ABC24003	Meridian Centre - Bridge Gate Replacement	30,000.00	-	-	-	-	-	30,000.00	-	-	-	-		L
	ABC24004	Performing Arts Centre - Exterior Lighting	60,000.00	-	-	-	-	-	-	-	-	4,500.00	55,500.00		L
	ABC24005	Performing Arts Centre - Humidity Control	50,000.00	-	-	-	-	-	-	-	-	3,750.00	46,250.00		L
	ABC24006	Performing Arts Centre - Interior Door Replacements	50,000.00	-	-	-	-	-	-	-	-	3,750.00	46,250.00		L
	ABC24007	Performing Arts Centre - New Office Space	75,000.00	-	-	-	-	-	-	-	-	5,630.00	69,370.00		L
	ABC24008	Performing Arts Centre - Rain water leader replacement	150,000.00	-	-	-	-	-	-	-	-	11,250.00	138,750.00		L
	ABC24009	St. Catharines Public Library - Centennial Branch - Parking Garage Lighting Upgrades	150,000.00	-	-	-	-	-	-	-	-	11,250.00	138,750.00		L
	ABC24010	St. Catharines Public Library - Port Dalhousie Branch - Exterior Restoration	150,000.00	-	-	-	-	-	-	-	-	11,250.00	138,750.00		L
	CAR24001	Carlisle Street Parking Garage - Door Replacement	25,000.00	-	-	-	-	-	-	-	-	1,880.00	23,120.00		M
	CAR24002	Carlisle Street Parking Garage - Wear Course Renewal	150,000.00	-	-	-	-	-	-	-	-	11,250.00	138,750.00		M
	CAR24003	Ontario Street Parking Garage - Drain Replacements	150,000.00	-	-	-	-	-	-	-	-	11,250.00	138,750.00		M
	CEM24001	Victoria Lawn Cemetery - New Columbarium	80,000.00	-	-	-	-	-	-	-	-	6,000.00	74,000.00		L
	FAC24001	Bill Burgoyne Arena - Energy Efficiency Improvements	300,000.00	-	-	-	-	-	-	-	-	22,500.00	277,500.00		L
	FAC24002	City Hall - Security Upgrades	120,000.00	-	-	-	-	120,000.00	-	-	-	-	-		L
	FAC24003	City Hall - UPS Upgrade	50,000.00	-	-	-	-	50,000.00	-	-	-	-	-		L
	FAC24004	Dalhousie House - Roof Replacement	80,000.00	-	-	-	-	-	-	-	-	6,000.00	74,000.00		L
	FAC24005	Dunlop Drive Older Adult Centre - Roof Replacement	275,000.00	-	-	-	-	-	-	-	-	20,630.00	254,370.00		L
	FAC24006	Happy Rolphs Bird Sanctuary - Barn Grading	100,000.00	-	-	-	-	-	-	-	-	7,500.00	92,500.00		L
	FAC24007	Happy Rolphs Bird Sanctuary - Horse Shelter Power	10,000.00	-	-	-	-	-	10,000.00	-	-	-	-		L
	FAC24008	Happy Rolphs Bird Sanctuary - Pond Pump and Aeration System Replacement	30,000.00	-	-	-	-	-	30,000.00	-	-	-	-		L
	FAC24009	Joe McCaffery Park - Baseball Diamond Lighting Upgrade	750,000.00	-	-	-	-	50,000.00	-	-	-	52,500.00	647,500.00		L
	FAC24010	Kiwanis Aquatic Centre - Gutter Replacement	200,000.00	-	-	-	-	-	-	-	-	15,000.00	185,000.00		L
	FAC24011	Kiwanis Aquatic Centre - Security Upgrades	50,000.00	-	-	-	-	-	-	-	-	3,750.00	46,250.00		L
	FAC24012	Lake Street Service Centre - Electric Vehicle Charge Stations	15,000.00	-	-	-	-	-	15,000.00	-	-	-	-		L
	FAC24013	Lake Street Service Centre - Roof Replacement	400,000.00	-	-	-	-	-	-	-	-	30,000.00	370,000.00		L
	FAC24014	Lake Street Service Centre - Salt Dome/Wash Bay Fabric Replacement	300,000.00	-	-	-	-	-	-	-	-	22,500.00	277,500.00		L
	FAC24015	Lake Street Service Centre - Yard Security	100,000.00	-	-	-	-	-	-	-	-	7,500.00	92,500.00		L
	FAC24016	Lakeside Park - Carousel - Upgrades	110,000.00	-	-	-	-	-	-	-	-	8,250.00	101,750.00		L
	FAC24017	Lakeside Park - Pier Signage	8,000.00	-	-	-	-	-	8,000.00	-	-	-	-		L
	FAC24018	Lancaster Park - New Soccer Change Rooms	200,000.00	-	-	-	-	-	-	-	-	15,000.00	185,000.00		L
	FAC24019	Lester B. Pearson Park - Kiwanis Aquatic Centre - Field Lighting Upgrade	250,000.00	-	-	-	-	-	-	-	-	18,750.00	231,250.00		L
	FAC24020	Lester B. Pearson Park - Kiwanis Aquatic Centre - Pool Pump Replacement	75,000.00	-	-	-	-	-	-	-	-	5,630.00	69,370.00		L
	FAC24021	Lester B. Pearson Park - Kiwanis Aquatic Centre - Re-Grouting Phase 1	30,000.00	-	-	-	-	-	30,000.00	-	-	-	-		L
	FAC24022	Lester B. Pearson Park - Kiwanis Aquatic Centre - Replace Blinds	130,000.00	-	-	-	-	-	-	-	-	9,750.00	120,250.00		L
	FAC24023	Lock Tender's Shanty - Roof Replacement	10,000.00	-	-	-	-	-	10,000.00	-	-	-	-		L
	FAC24024	Lockhart Point - Lock Wall Restoration	75,000.00	-	-	-	-	-	-	-	-	5,630.00	69,370.00		L
	FAC24025	Market Square - Panel Replacement	100,000.00	-	-	-	-	-	-	-	-	7,500.00	92,500.00		L
	FAC24027	Merritton Arena - Upper Floor HVAC Upgrades	70,000.00	-	-	-	-	70,000.00	-	-	-	-	-		L
	FAC24028	Merritton Arena Sound/Paging system	20,000.00	-	-	-	-	-	20,000.00	-	-	-	-		L
	FAC24029	Merritton Community Centre - Accessible Entrance Upgrades	500,000.00	-	-	-	-	-	-	-	-	37,500.00	462,500.00		L
	FAC24030	Merritton Community Centre - Stair Lift Upgrades	100,000.00	-	-	-	-	100,000.00	-	-	-	-	-		L
	FAC24031	Merritton Community Park - Tennis Court Lighting and Musco Controls	250,000.00	-	-	-	-	-	-	-	-	18,750.00	231,250.00		L
	FAC24032	Merritton Stock Yard - Lighting	50,000.00	-	-	-	-	-	-	-	-	3,750.00	46,250.00		L
	FAC24033	Merritton Stock Yard - Concrete Pad	200,000.00	-	-	-	-	-	-	-	-	15,000.00	185,000.00		L
	FAC24034	Merritton Stock Yard - New Gates	50,000.00	-	-	-	-	-	-	-	-	3,750.00	46,250.00		L
	FAC24035	Port Dalhousie Lions Park - Pool - Change Room Upgrades	40,000.00	-	-	-	-	-	10,350.00	-	-	2,220.00	27,430.00		L
	FAC24036	Seymour Hannah Sport and Entertainment Centre - Kiwanis Field - Change Room Heating	60,000.00	-	-	-	-	-	-	-	-	4,500.00	55,500.00		L
	FAC24037	Seymour-Hannah Sports and Entertainment Centre - Sound System Upgrade	65,000.00	-	-	-	-	-	-	-	-	4,880.00	60,120.00		L
	FAC24038	Seymour-Hannah Sports and Entertainment Centre - Compressor and Panel Replacement	700,000.00	-	-	-	-	-	-	-	-	52,500.00	647,500.00		L
	FAC24039	Seymour-Hannah Sports and Entertainment Centre - Seating	60,000.00	-	-	-	-	-	-	-	-	4,500.00	55,500.00		L
	FAC24040	St. Catharines Municipal Golf Course - Accessibility Upgrades	250,000.00	-	-	-	-	250,000.00	-	-	-	-	-		L
	MUS24001	St. Catharines Museum - Electronic blinds in the Lockview Lounge	10,000.00	-	-	-	-	-	10,000.00	-	-	-	-		L
	MUS24002	St. Catharines Museum - Window Replacements	60,000.00	-	-	-	-	-	-	-	-	4,500.00	55,500.00		L
	MUS24003	St. Catharines Museum - Roof Replacement	750,000.00	-	-	-	-	-	-	-	-	56,250.00	693,750.00		L
	P18-177	Morningstar Mill - Dam Reconstruction & Grist Mill Upgrades	1,400,000.00	-	-	-	-	-	-	-	-	105,000.00	1,295,000.00		L
	P20-144	Seymour-Hannah Sports and Entertainment Centre - Event Door Replacement	225,000.00	-	-	-	-	-	-	-	-	16,880.00	208,120.00		L
	P22-137	Buchanan House - Accessibility Upgrades	150,000.00	-	-	-	-	60,000.00	-	-	-	6,750.00	83,250.00		L
	P22-139	Bill Burgoyne Arena - Cladding, Lighting, HVAC and Foundation Repairs - Additional Funds	580,000.00	-	-	-	-	-	-	-	-	43,500.00	536,500.00		L
	P22-150	Municipal (Sunset) Beach - Site	800,000.00	-	-	-	-	-	-	-	-	60,000.00	740,000.00		L

Schedule V/W - Project Funding Details For 2024 Capital Budget

Dt	Project ID	Project Name	Gross Project Cost	External Funding		Total Development Charges	Total Canada		Total Reserve Funding	Infrastructure Levy Funding	Tax Support (Operating)	Water/ Wastewater (Rate)	Capital out of Revenue		Sch.	Notes
				Sources	Charges		Community Building Fund	Funding					(COOR)	Debt Financing		
	P23-138	Merritton Community Park - Baseball Diamond Lighting Upgrade	350,000.00	-	-	-	-	-	-	-	-	26,250.00	323,750.00	L		
	PG123-05	Ontario Street Parking Garage - Payment System Upgrades	100,000.00	-	-	-	-	-	-	-	-	7,500.00	92,500.00	L		
	ABC24011	Meridian - Bridge & Indoor Stairs Maintenance	30,000.00	-	-	-	-	-	-	-	-	2,250.00	27,750.00	L		
	ABC24012	Meridian -In Suite Refridgerator replacement	30,000.00	-	-	-	-	-	-	-	-	2,250.00	27,750.00	L		
	ABC24013	Meridian -Suite Level Speakers	75,000.00	-	-	-	-	-	-	-	-	5,630.00	69,370.00	L		
	ABC24014	Meridian -Roof Life Lines	25,000.00	-	-	-	-	-	-	-	-	1,880.00	23,120.00	L		
	ABC24015	Meridian -Garbage Receptacle	30,000.00	-	-	-	-	-	-	-	-	2,250.00	27,750.00	L		
	ABC24016	Meridian -Refrigeration Plant maintenance/replacements	50,000.00	-	-	-	-	50,000.00	-	-	-	-	-	L	8	
	ABC24017	Meridian -HVAC repairs / replacement	55,000.00	-	-	-	-	-	-	-	-	4,130.00	50,870.00	L		
	ABC24018	Meridian -AV - Tricaster	20,000.00	-	-	-	-	-	-	-	-	1,500.00	18,500.00	L		
	ABC24019	Meridian -Pizza Oven Replacement/Addition	25,000.00	-	-	-	-	25,000.00	-	-	-	-	-	L	7	
	ABC24020	Meridian -Dish Machine Upgrade / Replacement	20,000.00	-	-	-	-	20,000.00	-	-	-	-	-	L	7	
	<b>Buildings and Facilities (Including Accessibility) Total</b>			<b>12,203,000.00</b>	<b>-</b>	<b>-</b>	<b>-</b>	<b>795,000.00</b>	<b>173,350.00</b>	<b>-</b>	<b>-</b>	<b>842,650.00</b>	<b>10,392,000.00</b>			
	CRC24001	Parks Renewal Plan - Sunset Beach Playground	531,000.00	-	37,200.00	-	-	-	-	-	-	37,040.00	456,760.00	J		
	CRC24002	Parks Renewal Plan - Torosian Park Basketball Court & Playground	451,000.00	-	13,400.00	-	-	-	-	-	-	32,820.00	404,780.00	J		
	CRC24003	Parks Renewal Plan - Lakeview Park Basketball Court	191,000.00	-	13,400.00	-	-	-	-	-	-	13,320.00	164,280.00	J		
	CRC24004	Parks Renewal Plan - Clifford's Creek Park Basketball Court	170,000.00	-	11,900.00	-	-	-	-	-	-	11,860.00	146,240.00	J		
	CRC24005	Parks Renewal Plan - Berkley Park Tennis Court	372,000.00	-	26,000.00	-	-	-	-	-	-	25,950.00	320,050.00	J		
	CRC24006	Multi-Use Recreational Facility Feasibility Study	400,000.00	-	-	-	-	-	400,000.00	-	-	-	-	J		
	CRC24007	Oille Fountain Urn Replacement & Lion Repair	50,000.00	-	-	-	-	-	50,000.00	-	-	-	-	J		
	CRC24008	Totem Pole Relocation	150,000.00	-	-	-	-	-	-	-	-	11,250.00	138,750.00	J		
	CRC24009	Culture Plan Implementation of Recommendations	25,000.00	-	-	-	-	-	25,000.00	-	-	-	-	J		
	CRC24010	Jaycee Gardens Park Streetscape Improvements	130,000.00	-	-	-	-	-	-	-	-	9,750.00	120,250.00	J		
	CRC24011	Carousel Organ Restoration	50,000.00	-	-	-	-	-	50,000.00	-	-	-	-	J		
	PCR21-05-1	Parks Legacy Fund	250,000.00	125,000.00	-	-	-	-	125,000.00	-	-	-	-	J		
	PRC20-04	Memorial Bench Program (Year 5 of 6)	80,000.00	-	-	-	-	-	80,000.00	-	-	-	-	J		
	PRC22-03	Environmentally Friendly Hanging Baskets Program (Year 3 of 3)	35,000.00	-	-	-	-	-	35,000.00	-	-	-	-	J		
	<b>Community, Recreation and Culture Services Total</b>			<b>2,885,000.00</b>	<b>125,000.00</b>	<b>101,900.00</b>	<b>-</b>	<b>-</b>	<b>765,000.00</b>	<b>-</b>	<b>-</b>	<b>141,990.00</b>	<b>1,751,110.00</b>			
	CRP24001	Network Segmentation	450,000.00	-	-	-	-	-	-	-	-	33,750.00	416,250.00	P		
	CRP24002	PAC Network and Wireless upgrade	200,000.00	-	-	-	-	-	-	-	-	15,000.00	185,000.00	P		
	CRP24003	Genetec Access Control upgrade for City Hall, Meridian Centre, and PAC	200,000.00	-	-	-	-	-	-	-	-	15,000.00	185,000.00	P		
	CRP24004	Genetec Archiver / Storage upgrades	100,000.00	-	-	-	-	-	-	-	-	7,500.00	92,500.00	P		
	CRP24005	Meridian Centre WIFI expansion	200,000.00	-	-	-	-	-	-	-	-	15,000.00	185,000.00	P		
	CRP24006	Meridian Centre Building Automation System (BAS)	200,000.00	-	-	-	-	-	-	-	-	15,000.00	185,000.00	P		
	CRP24007	Enhanced & Upgraded Information Security Awareness Platform	40,000.00	-	-	-	-	-	40,000.00	-	-	-	-	P		
	CRP24008	Business Continuity Planning Software	50,000.00	-	-	-	-	-	50,000.00	-	-	-	-	P		
	CRP24009	Agenda Notes Replacement	50,000.00	-	-	-	-	-	50,000.00	-	-	-	-	P		
	CRP24010	Incident Response Plan Development and Testing	100,000.00	-	-	-	-	-	-	-	-	7,500.00	92,500.00	P		
	PG117-1	PeopleSoft Implementation	900,000.00	-	36,000.00	-	-	-	-	-	-	64,800.00	799,200.00	P		
	ST21-10	ARMS project - Mobile Devices and Budget top up	650,000.00	-	26,000.00	-	-	-	-	-	-	46,800.00	577,200.00	P		
	<b>Corporate Infrastructure Total</b>			<b>3,140,000.00</b>	<b>-</b>	<b>62,000.00</b>	<b>-</b>	<b>-</b>	<b>140,000.00</b>	<b>-</b>	<b>-</b>	<b>220,350.00</b>	<b>2,717,650.00</b>			
	FIR24001	Washroom Trailer	40,000.00	-	-	-	-	-	-	-	-	3,000.00	37,000.00	N		
	FIR24002	Fire Watercraft - B1	60,000.00	-	-	-	-	-	-	-	-	4,500.00	55,500.00	N		
	FIR24003	P2 (Unit #11 - 2005 Sutphen Series) & Budget Top-up for 2004 Sutphen Aerial Unit 26	2,536,230.00	-	-	-	-	-	-	-	-	190,220.00	2,346,010.00	N		
	FIR24004	Bunker Gear Equipment	103,000.00	-	-	-	-	103,000.00	-	-	-	-	-	N	1	
	FIR24005	Fire Station No. 4 - Dispatch Upgrades for NG911	1,100,000.00	-	-	-	-	-	-	-	-	82,500.00	1,017,500.00	N		
	P17-152	Fire Training Facility Re-construction	2,200,000.00	-	-	-	-	-	-	-	-	165,000.00	2,035,000.00	N		
	<b>Fire Services Total</b>			<b>6,039,230.00</b>	<b>-</b>	<b>-</b>	<b>-</b>	<b>-</b>	<b>103,000.00</b>	<b>-</b>	<b>-</b>	<b>445,220.00</b>	<b>5,491,010.00</b>			
	FLT24001	Fleet Replacement Plan for Water/Waste Water	300,000.00	-	-	-	-	-	-	-	300,000.00	-	-	O	2 -W/WW	
	FLT24002	Fleet Replacement Plan for Municipal Works and EFES	2,715,000.00	-	-	-	-	2,715,000.00	-	-	-	-	-	O	2	
	FLT24003	Fleet Replacement Plan for Fire	245,000.00	-	-	-	-	245,000.00	-	-	-	-	-	O	1	
	FLT24004	Ice Resurfacer & Charger - Electric (Merritton Arena)	170,000.00	-	-	-	-	170,000.00	-	-	-	-	-	O	2	
	FLT24005	Bylaw Enforcement Vehicles and Chargers - Electric (Merritton Arena)	410,000.00	-	-	-	-	410,000.00	-	-	-	-	-	O	2	
	<b>Fleet Total</b>			<b>3,840,000.00</b>	<b>-</b>	<b>-</b>	<b>-</b>	<b>3,540,000.00</b>	<b>-</b>	<b>-</b>	<b>-</b>	<b>300,000.00</b>	<b>-</b>			
	P19-131	Old Welland Canal Lockwall Stabilization	1,000,000.00	-	-	-	-	-	-	-	-	75,000.00	925,000.00	I		
	P20-132	Abbey Mews - Fisheries Compensation Plan	100,000.00	-	-	-	-	-	-	-	-	7,500.00	92,500.00	I		
	P21-129	Spring Garden Creek Construction	400,000.00	-	-	-	-	-	-	-	-	30,000.00	370,000.00	I		
	PRC20-01	Tree Planting Program	380,000.00	-	-	-	-	-	380,000.00	-	-	-	-	I		
	SHO24001	City Owned Shoreline Protection Review Study	100,000.00	-	-	-	-	-	100,000.00	-	-	-	-	I		
	SHO24002	Newport ROW	156,000.00	-	-	-	-	-	-	-	-	11,700.00	144,300.00	I		
	STM24001	Dick's Creek EB / Briarsdale Creek (Phase 4 design)	40,000.00	-	-	-	-	-	-	-	-	3,000.00	37,000.00	I		
	<b>Natural Assets Total</b>			<b>2,176,000.00</b>	<b>-</b>	<b>-</b>	<b>-</b>	<b>-</b>	<b>480,000.00</b>	<b>-</b>	<b>-</b>	<b>127,200.00</b>	<b>1,568,800.00</b>			
	POL24001	Pollution Control Priority Program	1,000,000.00	-	-	-	-	-	-	-	-	500,000.00	500,000.00	F		
	<b>Pollution Control Total</b>			<b>1,000,000.00</b>	<b>-</b>	<b>-</b>	<b>-</b>	<b>-</b>	<b>-</b>	<b>-</b>	<b>-</b>	<b>500,000.00</b>	<b>500,000.00</b>			

Schedule V/W - Project Funding Details For 2024 Capital Budget

Dt	Project ID	Project Name	Gross Project Cost	External Funding		Total Development Charges	Total Canada Community Building Fund	Total Reserve Funding	Infrastructure Levy Funding	Tax Support (Operating)	Water/ Wastewater (Rate)	Capital out of Revenue (COOR)	Debt Financing	Sch.	Notes
				Sources	Charges										
	P15-122	Third Street Louth Culvert Replacement	500,000.00	-	-	-	-	-	-	-	-	37,500.00	462,500.00	B	
	P17-067	St David's/Townline Reconstruction	2,200,000.00	-	352,000.00	-	-	-	-	-	-	138,600.00	1,709,400.00	B	
	P17-068	Terry Lane Reconstruction	140,000.00	-	-	-	-	-	-	140,000.00	-	-	-	B	
	P20-065	New Access Road	405,000.00	-	121,500.00	-	-	-	-	100,000.00	-	13,760.00	169,740.00	B	
	P21-004	Forest Hill / Hillcrest / Rockcliffe Underground Improvements	1,250,000.00	-	-	-	-	-	-	-	-	93,750.00	1,156,250.00	B	
	P21-062	Eleanordale / Helm / Rochelle / Tavistock / Viking Road and Underground Improvements	71,600.00	-	-	-	-	-	-	71,600.00	-	-	-	B	
	P21-100	Flanders Watermain Improvements	128,000.00	-	-	-	-	-	-	128,000.00	-	-	-	B	
	P21-101	Greenmeadow / Wood Underground Improvements	111,500.00	-	-	-	-	-	-	111,500.00	-	-	-	B	
	P22-001	Mitchell / Morgan / Richmond	331,000.00	-	-	-	-	-	-	331,000.00	-	-	-	B	
	P22-062	Pinecrest Ave. Reconstruction	422,000.00	-	-	-	-	-	-	-	-	31,650.00	390,350.00	B	
	P22-064	Blue Spruce / Huntingwood	18,700.00	-	-	-	-	-	-	18,700.00	-	-	-	B	
	P22-123	Rockwood Ave Culvert (C117M) Replacement & Road Resurfacing	17,000.00	-	-	-	-	-	-	17,000.00	-	-	-	B	
	P23-064	Welland Canal Parkway Road Rehabilitation & Drainage Improvements	1,050,000.00	-	-	-	-	-	-	-	-	78,750.00	971,250.00	B	
	P23-101	Dundas / Leeson	48,500.00	-	-	-	-	-	-	48,500.00	-	-	-	B	
	P23-103	Briarsdale/Donlon	38,000.00	-	-	-	-	-	-	38,000.00	-	-	-	B	
	ROD24008	Glen Morris Dr Slope Repair	480,000.00	-	-	-	-	-	-	-	-	36,000.00	444,000.00	B	
	ROD24009	2024 Resurfacing Program *	2,882,000.00	-	-	2,053,000.00	-	-	-	-	-	62,180.00	766,820.00	B	
	ROD24010	Facer Street road and underground improvements	400,000.00	-	-	-	-	-	-	-	-	30,000.00	370,000.00	B	
	ROD24011	Lloyd Street Re-Construction	800,000.00	-	-	-	-	-	-	-	-	60,000.00	740,000.00	B	
	ROD24012	Oakdale Ave Roadworks	227,500.00	-	-	-	-	-	-	227,500.00	-	-	-	B	
	ROD24013	Village Road Reconstruction	64,000.00	-	-	-	-	-	-	64,000.00	-	-	-	B	
	ROD24014	York St Re-construction	480,000.00	-	-	-	-	-	-	-	-	36,000.00	444,000.00	B	
	ROD24015	Merritt Street Road Resurfacing & Narrowing	265,000.00	-	-	-	-	-	-	265,000.00	-	-	-	B	
	ROD24016	Port Weller East Access	350,000.00	-	-	-	-	-	-	179,200.00	-	12,810.00	157,990.00	B	
	ROD24017	Traffic Signals (including pedestrian crossings)	70,000.00	-	-	-	-	-	-	70,000.00	-	-	-	B	
	<b>Roads Total</b>		<b>12,749,800.00</b>	<b>-</b>	<b>473,500.00</b>	<b>2,053,000.00</b>	<b>-</b>	<b>-</b>	<b>-</b>	<b>1,810,000.00</b>	<b>-</b>	<b>631,000.00</b>	<b>7,782,300.00</b>		
	P21-001	Princess / Westchester Underground Improvements	1,340,000.00	-	-	-	-	-	-	-	-	670,000.00	670,000.00	E	
	P21-004	Forest Hill / Hillcrest / Rockcliffe Underground Improvements	2,180,000.00	-	-	-	-	-	-	-	-	1,090,000.00	1,090,000.00	E	
	P21-062	Eleanordale / Helm / Rochelle / Tavistock / Viking Road and Underground Improvements	142,000.00	-	-	-	-	-	-	-	142,000.00	-	-	E	
	P22-001	Mitchell / Morgan / Richmond	2,044,920.00	-	-	1,000,000.00	-	-	-	-	1,044,920.00	-	-	E	
	P23-001	Phelps/Turner/Smythe	130,000.00	-	-	-	-	-	-	-	-	130,000.00	-	E	
	P23-061	Brimley Crescent Road Rehabilitation & Underground Improvements	40,000.00	-	-	-	-	-	-	-	40,000.00	-	-	E	
	RNxx-ONT	Region - Ontario Street (RR42) Reconstruction	245,000.00	-	-	-	-	-	-	-	245,000.00	-	-	E	
	SAN24001	Extraneous Flow Elimination	50,000.00	-	-	-	-	-	-	-	50,000.00	-	-	E	
	SAN24002	Design for next years projects	50,000.00	-	-	-	-	-	-	-	50,000.00	-	-	E	
	SAN24003	Lloyd Street Re-Construction	1,451,831.00	-	-	-	-	-	-	-	217,775.00	617,030.00	617,026.00	E	
	SAN24004	Oakdale Ave Roadworks	2,554.00	-	-	-	-	-	-	-	2,554.00	-	-	E	
	SAN24005	Sanitary Sewer Flushing & Reaming	25,000.00	-	-	-	-	-	-	-	25,000.00	-	-	E	
	SAN24006	Sanitary Sewer Improvement Program	150,000.00	-	-	-	-	-	-	-	150,000.00	-	-	E	
	SAN24007	Sanitary Sewer Reaming & Lining	376,100.00	-	-	-	-	-	-	-	376,100.00	-	-	E	
	SAN24008	Sanitary Sewer Spot Repair Program	250,000.00	-	-	-	-	-	-	-	250,000.00	-	-	E	
	SAN24009	Sewer CCTV Inspections	30,000.00	-	-	-	-	-	-	-	30,000.00	-	-	E	
	SAN24010	Sewershed Analysis	10,000.00	-	-	-	-	-	-	-	10,000.00	-	-	E	
	SAN24011	York St Re-construction	889,461.00	-	-	-	-	-	-	-	159,218.00	365,120.00	365,123.00	E	
	<b>Sanitary Sewer Collection System Total</b>		<b>9,406,866.00</b>	<b>-</b>	<b>-</b>	<b>1,000,000.00</b>	<b>-</b>	<b>-</b>	<b>-</b>	<b>-</b>	<b>2,922,567.00</b>	<b>2,742,150.00</b>	<b>2,742,149.00</b>		
	P21-004	Forest Hill / Hillcrest / Rockcliffe Underground Improvements	295,000.00	-	-	-	-	-	-	-	-	22,130.00	272,870.00	C	
	P23-068	Active Transportation Priorities	1,112,000.00	-	177,800.00	-	-	-	-	242,000.00	-	51,920.00	640,280.00	C	
	RN Glendalk	Region - Glendale Avenue RR89 improvements	490,000.00	-	-	-	-	-	-	-	-	36,750.00	453,250.00	C	
	RNxx-MAR	Region - Martindale Road JR Stock Bridge at Richardson Creek	150,000.00	-	-	-	-	-	-	-	-	11,250.00	138,750.00	C	
	ROD24001	2024 Sidewalk Replacement Program	360,000.00	-	-	-	-	-	-	-	-	27,000.00	333,000.00	C	
	ROD24002	2024 Walkway Improvements	50,000.00	-	-	-	-	-	-	50,000.00	-	-	-	C	
	ROD24003	New Sidewalk installation Program	135,000.00	-	-	-	-	-	-	-	-	10,130.00	124,870.00	C	
	ROD24004	Active Transportation Priorities	135,663.00	-	21,700.00	-	-	-	-	68,000.00	-	3,450.00	42,513.00	C	
	ROD24005	Active Transportation	250,000.00	-	-	-	-	-	-	-	-	18,750.00	231,250.00	C	
	ROD24006	Lloyd Street Re-Construction	175,000.00	-	-	-	-	-	-	-	-	13,130.00	161,870.00	C	
	ROD24007	RR 38 Martindale Road, JR Stork Bridge Replacement	180,000.00	-	-	-	-	-	-	-	-	13,500.00	166,500.00	C	
	ROD24008	Glen Morris Dr Slope Repair	120,000.00	-	-	-	-	-	-	-	-	9,000.00	111,000.00	C	
	<b>Sidewalks and Walkways &amp; Multi Use Pathways Total</b>		<b>3,452,663.00</b>	<b>-</b>	<b>199,500.00</b>	<b>-</b>	<b>-</b>	<b>-</b>	<b>-</b>	<b>360,000.00</b>	<b>-</b>	<b>217,010.00</b>	<b>2,676,153.00</b>		
	P17-068	Terry Lane Reconstruction	100,000.00	-	-	-	-	-	-	-	-	7,500.00	92,500.00	D	
	P20-065	New Access Road	134,000.00	-	-	-	-	-	-	-	-	10,050.00	123,950.00	D	
	P21-001	Princess / Westchester Underground Improvements	380,000.00	-	-	-	-	-	-	-	-	28,500.00	351,500.00	D	
	P21-004	Forest Hill / Hillcrest / Rockcliffe Underground Improvements	1,090,000.00	-	-	-	-	-	-	-	-	81,750.00	1,008,250.00	D	
	P21-101	Greenmeadow / Wood Underground Improvements	687,000.00	-	-	-	-	-	-	-	-	51,530.00	635,470.00	D	
	P23-061	Brimley Crescent Road Rehabilitation & Underground Improvements	378,450.00	-	-	-	-	-	-	-	-	28,380.00	350,070.00	D	



Schedule V/W - Project Funding Details For 2024 Capital Budget

Dt	Project ID	Project Name	Gross Project Cost	External Funding		Total Development Charges	Total Canada		Total Reserve Funding	Infrastructure Levy Funding	Tax Support (Operating)	Water/ Wastewater (Rate)	Capital out of Revenue (COOR)		Sch.	Notes
				Sources	Charges		Community Building Fund	Debt Financing								
	RNx-ONT	Region - Ontario Street (RR42) Reconstruction	704,000.00	-	-	-	-	-	-	-	-	-	52,800.00	651,200.00	D	
	STM24002	Design for next years projects	20,000.00	-	-	-	-	-	20,000.00	-	-	-	-	-	D	
	STM24003	Glen Morris Dr Slope Repair	220,000.00	-	-	-	-	-	-	-	-	-	16,500.00	203,500.00	D	
	STM24004	Lloyd Street Re-Construction	88,000.00	-	-	-	-	-	88,000.00	-	-	-	-	-	D	
	STM24005	Sewer CCTV Inspections	4,800.00	-	-	-	-	-	4,800.00	-	-	-	-	-	D	
	STM24006	Village Road Reconstruction	8,850.00	-	-	-	-	-	8,850.00	-	-	-	-	-	D	
	<b>Storm Sewer Collection Systems Total</b>		<b>3,815,100.00</b>	<b>-</b>	<b>-</b>	<b>-</b>	<b>-</b>	<b>-</b>	<b>121,650.00</b>	<b>-</b>	<b>-</b>	<b>-</b>	<b>277,010.00</b>	<b>3,416,440.00</b>		
	P17-068	Terry Lane Reconstruction	125,000.00	-	-	-	-	-	-	-	-	125,000.00	-	-	G	
	P18-063	Merritt Street	1,107,000.00	-	-	-	-	-	-	-	-	-	553,500.00	553,500.00	G	
	P19-065	Ridley Road Realignment And Road	503,000.00	-	-	-	-	-	-	-	496,010.00	-	3,500.00	3,490.00	G	
	P20-062	Scarth Road	52,500.00	-	-	-	-	-	-	-	52,500.00	-	-	-	G	
	P20-101	Jacobson Avenue	336,000.00	-	-	-	-	-	-	-	336,000.00	-	-	-	G	
	P21-001	Princess / Westchester Underground Improvements	233,000.00	-	-	-	-	-	-	-	233,000.00	-	-	-	G	
	P21-002	Bartlet/perma	218,000.00	-	-	-	-	-	-	-	218,000.00	-	-	-	G	
	P21-003	Ontario Street	1,376,000.00	-	-	-	-	-	-	-	100,000.00	-	638,000.00	638,000.00	G	
	P21-004	Forest Hill / Hillcrest / Rockcliffe Underground Improvements	603,000.00	-	-	-	-	-	-	-	3,000.00	-	300,000.00	300,000.00	G	
	P21-062	Eleanordale / Helm / Rochelle / Tavistock / Viking Road and Underground Improvements	526,000.00	-	-	-	-	-	-	-	526,000.00	-	-	-	G	
	P21-100	Flanders Watermain Improvements	143,000.00	-	-	-	-	-	-	-	143,000.00	-	-	-	G	
	P21-101	Greenmeadow / Wood Underground Improvements	585,000.00	-	-	-	-	-	-	-	585,000.00	-	-	-	G	
	P22-001	Mitchell / Morgan / Richmond	1,063,240.00	-	-	-	-	-	-	-	331,890.00	-	365,680.00	365,670.00	G	
	P22-063	Parnell Road Reconstruction	1,285,500.00	-	-	-	-	-	-	-	-	-	642,750.00	642,750.00	G	
	P22-064	Blue Spruce / Huntingwood	78,000.00	-	-	-	-	-	-	-	78,000.00	-	-	-	G	
	P22-100	Keistan Drive	104,000.00	-	-	-	-	-	-	-	104,000.00	-	-	-	G	
	P23-001	Phelps/Turner/Smythe	100,000.00	-	-	-	-	-	-	-	100,000.00	-	-	-	G	
	RN20-stp	St. Paul Street at CNR Bridge Replacement	577,000.00	-	-	-	-	-	-	-	-	-	288,500.00	288,500.00	G	
	WAT24001	Adelene/Glendale	261,105.00	-	-	-	-	-	-	-	261,105.00	-	-	-	G	
	WAT24002	Cost Sharing with Development to loop watermain	269,100.00	-	-	-	-	-	-	-	269,100.00	-	-	-	G	
	WAT24003	Design for Future Projects	50,000.00	-	-	-	-	-	-	-	50,000.00	-	-	-	G	
	WAT24004	Lloyd Street Re-Construction	141,278.00	-	-	-	-	-	-	-	141,278.00	-	-	-	G	
	WAT24005	Priority WM Replacements as needed	2,267,731.00	-	-	-	1,352,000.00	-	-	-	-	-	457,870.00	457,861.00	G	
	WAT24006	Storz Hydrant Port Conversions	500,000.00	-	-	-	-	-	-	-	500,000.00	-	-	-	G	
	WAT24007	Valves, Hydrants & Services	50,000.00	-	-	-	-	-	-	-	50,000.00	-	-	-	G	
	WAT24008	Watermain Accross Twelve Mile Creek	976,250.00	-	-	-	-	-	-	-	50,000.00	-	463,130.00	463,120.00	G	
	WAT24009	York St Re-construction	230,297.00	-	-	-	-	-	-	-	230,297.00	-	-	-	G	
	<b>Water Distribution System (Watermains) Total</b>		<b>13,761,001.00</b>	<b>-</b>	<b>-</b>	<b>-</b>	<b>1,352,000.00</b>	<b>-</b>	<b>-</b>	<b>-</b>	<b>4,983,180.00</b>	<b>-</b>	<b>3,712,930.00</b>	<b>3,712,891.00</b>		
	<b>Grand Total</b>		<b>76,168,660.00</b>	<b>125,000.00</b>	<b>836,900.00</b>	<b>4,405,000.00</b>	<b>4,438,000.00</b>	<b>1,680,000.00</b>	<b>2,170,000.00</b>	<b>8,205,747.00</b>	<b>9,985,010.00</b>	<b>44,323,003.00</b>				



Schedule V/W - Project Funding Details For 2025 Capital Budget

Di Project ID	Project Name	Gross Project Cost	External Funding	Total Development	Total Canada Community	Total Reserve	Infrastructure	Tax Support	Water/ Wastewater	Capital out of	Sch.	Notes	
			Sources	Charges	Building Fund	Funding	Levy Funding	(Operating)	(Rate)	Revenue (COOR)			Debt Financing
BRG25001	Niagara Street Pedestrian Bridge E (P052S)	84,000.00	-	-	-	-	-	-	-	6,720.00	77,280.00	H	
BRG25002	Parnell Road Culvert (C085S)	908,250.00	-	-	-	-	-	-	-	72,660.00	835,590.00	H	
BRG25003	Secord Creek Culvert (C114M) Replacement	362,250.00	-	-	-	-	-	-	-	28,980.00	333,270.00	H	
BRG25004	Secord Creek Culvert (C115M) Replacement	362,250.00	-	-	-	-	-	-	-	28,980.00	333,270.00	H	
<b>Bridges and Major Culverts Total</b>		<b>1,716,750.00</b>	-	-	-	-	-	-	-	<b>137,340.00</b>	<b>1,579,410.00</b>		
ABC25001	Meridian -Dressing Room - Stalls	50,000.00	-	-	-	-	-	-	-	4,000.00	46,000.00	L	
ABC25002	Performing Arts Centre - HVAC/Dehumidification Upgrade	250,000.00	-	-	-	-	-	-	-	20,000.00	230,000.00	L	
CEM25001	Victoria Lawn Cemetery - New Mausoleum	3,200,000.00	-	-	-	3,200,000.00	-	-	-	-	-	L	4
CEM25001	Victoria Lawn Cemetery - New Mausoleum - Allowance for Accessible Washroom	600,000.00	-	-	-	-	-	-	-	48,000.00	552,000.00	L	
FAC24018	Lancaster Park - New Soccer Change Rooms	900,000.00	-	-	-	-	-	-	-	72,000.00	828,000.00	L	
FAC25001	Lakeside Park - Bandshell Upgrades	45,000.00	-	-	-	45,000.00	-	-	-	-	-	L	3
FAC25002	Merritton Arena - Concrete Sidewalk Replacement	50,000.00	-	-	-	50,000.00	-	-	-	-	-	L	3
FAC25003	Merritton Arena - Flooring Replacement	100,000.00	-	-	-	100,000.00	-	-	-	-	-	L	3
FAC25004	Merritton Arena - Roof Replacement	400,000.00	-	-	-	-	-	-	32,000.00	368,000.00	L		
FAC25005	Merritton Arena - Upper Floor Renovations	250,000.00	-	-	-	-	-	-	20,000.00	230,000.00	L		
FAC25006	Seymour-Hannah Sports and Entertainment Centre - Cooling Tower Replacement	1,000,000.00	-	-	-	-	-	-	80,000.00	920,000.00	L		
FAC25007	Seymour-Hannah Sports and Entertainment Centre - Meridian Room HVAC	40,000.00	-	-	-	40,000.00	-	-	-	-	-	L	3
FAC25008	Seymour-Hannah Sports and Entertainment Centre - Paint Stands	120,000.00	-	-	-	120,000.00	-	-	-	-	-	L	3
FAC25009	Seymour-Hannah Sports and Entertainment Centre - Replace Rink Netting	100,000.00	-	-	-	100,000.00	-	-	-	-	-	L	3
FAC25010	Seymour-Hannah Sports and Entertainment Centre - Rubber Flooring Replacement	100,000.00	-	-	-	45,000.00	-	-	4,400.00	50,600.00	L	3	
FAC25011	Seymour-Hannah Sports and Entertainment Centre - Rubber Flooring Replacement	400,000.00	-	-	-	30,000.00	-	-	29,600.00	340,400.00	L	3	
FAC25012	Seymour-Hannah Sports and Entertainment Centre - Washroom Upgrades	70,000.00	-	-	-	70,000.00	-	-	-	-	-	L	3
FAC25013	Seymour-Hannah Sports and Entertainment Centre - Zamboni Room Repairs	40,000.00	-	-	-	40,000.00	-	-	-	-	-	L	3
MUS24001	St. Catharines Museum - Electronic blinds in the Lockview Lounge	10,000.00	-	-	-	10,000.00	-	-	-	-	-	L	3
ABC24015	Meridian -Garbage Receptacle	30,000.00	-	-	-	-	-	-	2,400.00	27,600.00	L		
ABC24016	Meridian -Refrigeration Plant maintenance/replacements	50,000.00	-	-	-	-	-	-	4,000.00	46,000.00	L		
ABC24017	Meridian -HVAC repairs / replacement	47,000.00	-	-	-	-	-	-	3,760.00	43,240.00	L		
ABC25003	Meridian -Deep Fryers for Concessions & Main Kitchen	60,000.00	-	-	-	-	-	-	4,800.00	55,200.00	L		
ABC25004	Meridian -Popcorn Popper Replacements	25,000.00	-	-	-	-	-	-	2,000.00	23,000.00	L		
ABC25005	Meridian -Primary Oven in Main Kitchen	25,000.00	-	-	-	-	-	-	2,000.00	23,000.00	L		
<b>Buildings and Facilities (Including Accessibility) Total</b>		<b>7,962,000.00</b>	-	-	-	<b>3,850,000.00</b>	-	-	<b>328,960.00</b>	<b>3,783,040.00</b>			
CRC25001	Parks Renewal Plan - Barley Drive Park Playground	300,000.00	-	21,000.00	-	-	-	-	22,320.00	256,680.00	J		
CRC25002	Parks Renewal Plan - Shauna Park Basketball Court & Playground	526,000.00	-	36,800.00	-	-	-	-	39,140.00	450,060.00	J		
CRC25003	Parks Renewal Plan - Guy Road Park Multi-Use Court & Playground	705,000.00	-	49,400.00	-	-	-	-	52,450.00	603,150.00	J		
CRC25004	Parks Renewal Plan - Joseph L. McCaffery Park Playground	499,000.00	-	34,900.00	-	-	-	-	37,130.00	426,970.00	J		
CRC25006	Port Dalhousie Splashpad, Sun Shelter & Washroom	1,800,000.00	-	1,800,000.00	-	-	-	-	-	-	-	J	
CRC25007	Fairview Park Community Vision Implementation of Recommendations	500,000.00	-	-	-	-	-	-	40,000.00	460,000.00	J		
CRC25008	Sports Field Strategy Implementation of Recommendations	650,000.00	-	-	-	-	-	-	52,000.00	598,000.00	J		
PCR21-05- 1 & PCR22-04	Parks Legacy Fund	250,000.00	125,000.00	-	-	-	125,000.00	-	-	-	-	J	
PRC20-04	Memorial Bench Program (Year 6 of 6)	85,000.00	-	-	-	-	44,595.00	-	3,220.00	37,185.00	J		
CRC25009	Culture Plan Implementation of Recommendations	26,000.00	-	-	-	-	26,000.00	-	-	-	-	J	
<b>Community, Recreation and Culture Services Total</b>		<b>5,341,000.00</b>	<b>125,000.00</b>	<b>1,942,100.00</b>	-	-	<b>195,595.00</b>	-	<b>246,260.00</b>	<b>2,832,045.00</b>			
CRP25001	Cloud Security Controls Implementation	500,000.00	-	-	-	-	-	-	40,000.00	460,000.00	P		
CRP25002	City Hall Core switch upgrade Dual redundant routers to NRBN	50,000.00	-	-	-	-	50,000.00	-	-	-	-	P	
CRP25003	Genetec Access Control upgrade for other facilities	141,000.00	-	-	-	-	-	-	11,280.00	129,720.00	P		
CRP25004	Cybersecurity Risk Assessment and Management	100,000.00	-	-	-	-	100,000.00	-	-	-	-	P	
CRP25005	Security Operations Center (SOC) Implementation	1,000,000.00	-	-	-	-	-	-	80,000.00	920,000.00	P		
CRP25006	Water Billing Software Replacement	1,300,000.00	-	52,000.00	-	-	-	-	99,840.00	1,148,160.00	P		
CRP25007	Weather Station	250,000.00	-	-	-	-	-	-	20,000.00	230,000.00	P		
PCI17-1	PeopleSoft Implementation	450,000.00	-	18,000.00	-	-	-	-	34,560.00	397,440.00	P		
PCI18-01	Document Management System	43,000.00	-	-	-	-	43,000.00	-	-	-	-	P	
<b>Corporate Infrastructure Total</b>		<b>3,834,000.00</b>	-	<b>70,000.00</b>	-	-	<b>193,000.00</b>	-	<b>285,680.00</b>	<b>3,285,320.00</b>			
FIR24004	Bunker Gear Equipment	142,000.00	-	-	-	142,000.00	-	-	-	-	-	N	1
FIR25001	Fire Station No. 3 - Replacement	7,500,000.00	-	2,775,000.00	-	-	-	-	378,000.00	4,347,000.00	N		
FIR25002	Fire Station No. 4 - Security Upgrades	50,000.00	-	-	-	-	-	-	4,000.00	46,000.00	N		
<b>Fire Services Total</b>		<b>7,692,000.00</b>	-	<b>2,775,000.00</b>	-	<b>142,000.00</b>	-	-	<b>382,000.00</b>	<b>4,393,000.00</b>			
FLT24001	Fleet Replacement Plan for Water/Waste Water	490,000.00	-	-	-	-	-	490,000.00	-	-	-	O	2 -W/WW
FLT24002	Fleet Replacement Plan for Municipal Works and EFES	2,709,000.00	-	-	-	2,399,000.00	-	-	24,800.00	285,200.00	O	2	
<b>Fleet Total</b>		<b>3,199,000.00</b>	-	-	-	<b>2,399,000.00</b>	-	<b>490,000.00</b>	<b>24,800.00</b>	<b>285,200.00</b>			
P21-129	Spring Garden Creek Construction	210,000.00	-	-	-	-	-	-	16,800.00	193,200.00	I		

Reserve: 1 - Fire, 2 - Vehicle Equipment, 3 - Building, 4 - Mausoleum, 5 - Green, 6 - Tax Payer Relief

Schedule V/W - Project Funding Details For 2025 Capital Budget

Di Project ID	Project Name	Gross Project Cost	External Funding Sources	Total Development Charges	Total Canada Community Building Fund	Total Reserve Funding	Infrastructure Levy Funding	Tax Support (Operating)	Water/ Wastewater (Rate)	Capital out of Revenue (COOR)	Debt Financing	Sch.	Notes
PRC20-01	Tree Planting Program	385,000.00	-	-	-	-	385,000.00	-	-	-	-	I	
SHO24002	Newport ROW	1,890,000.00	-	-	-	-	-	-	-	151,200.00	1,738,800.00	I	
SHO25001	Brock Street ROW	35,700.00	-	-	-	-	35,700.00	-	-	-	-	I	
SHO25002	Lake Street ROW	35,700.00	-	-	-	-	35,700.00	-	-	-	-	I	
SHO25003	Simcoe Street ROW	35,700.00	-	-	-	-	35,700.00	-	-	-	-	I	
STM25001	Beverly Hills Creek EA/Design	136,500.00	-	-	-	-	-	-	-	10,920.00	125,580.00	I	
STM25002	Dick's Creek EB / Briarsdale Creek (Phase 4 const)	535,500.00	-	-	-	-	-	-	-	42,840.00	492,660.00	I	
STM25003	Francis Creek realignment (S2.0 S2.1, S2.2)	2,236,500.00	-	2,236,500.00	-	-	-	-	-	-	-	I	
<b>Natural Assets Total</b>		<b>5,500,600.00</b>	-	<b>2,236,500.00</b>	-	-	<b>492,100.00</b>	-	-	<b>221,760.00</b>	<b>2,550,240.00</b>		
POL24001	Pollution Control Priority Program	1,000,000.00	-	-	-	-	-	-	-	500,000.00	500,000.00	F	
<b>Pollution Control Total</b>		<b>1,000,000.00</b>	-	-	-	-	-	-	-	<b>500,000.00</b>	<b>500,000.00</b>		
P18-061	Gale Crescent road and underground improvements	1,953,000.00	-	-	-	-	-	-	-	156,240.00	1,796,760.00	B	
P22-061	James Street	657,300.00	-	-	-	-	-	-	-	52,580.00	604,720.00	B	
P22-063	Parnell Road Reconstruction	2,593,500.00	-	-	2,053,000.00	-	-	-	-	43,240.00	497,260.00	B	
P23-067	Third Street / Old Martindale Road Reconstruction	1,283,625.00	-	-	-	-	-	-	-	102,690.00	1,180,935.00	B	
ROD24012	Oakdale Ave Roadworks	1,005,500.00	-	-	-	-	55,500.00	-	-	76,000.00	874,000.00	B	
ROD24013	Village Road Reconstruction	273,000.00	-	-	-	-	-	-	-	21,840.00	251,160.00	B	
ROD25004	Street Lights	105,000.00	-	-	-	-	5,000.00	100,000.00	-	-	-	B	
ROD25008	Castlewood/Riverview Re-Construction	397,425.00	-	-	-	-	48,300.00	-	-	27,930.00	321,195.00	B	
ROD25009	First Street Louth Road improvements (R1)	505,575.00	-	-	-	-	-	-	-	40,450.00	465,125.00	B	
ROD25010	Geneva St Reconstruction	178,500.00	-	-	-	-	-	-	-	14,280.00	164,220.00	B	
ROD25012	Tasker St Reconstruction	99,750.00	-	-	-	-	-	-	-	7,980.00	91,770.00	B	
ROD24017	Traffic Signals (including pedestrian crossings)	418,250.00	-	66,900.00	-	-	-	77,000.00	-	21,950.00	252,400.00	B	
ROD25014	2025 Resurfacing Program	2,656,900.00	-	-	-	-	-	2,162,000.00	-	39,590.00	455,310.00	B	
<b>Roads Total</b>		<b>12,127,325.00</b>	-	<b>66,900.00</b>	<b>2,053,000.00</b>	-	<b>108,800.00</b>	<b>2,339,000.00</b>	-	<b>604,770.00</b>	<b>6,954,855.00</b>		
P18-061	Gale Crescent road and underground improvements	939,750.00	-	-	500,000.00	-	-	-	-	219,880.00	219,870.00	E	
P22-061	James Street	232,050.00	-	-	-	-	-	-	232,050.00	-	-	E	
P22-063	Parnell Road Reconstruction	477,750.00	-	-	-	-	-	-	477,750.00	-	-	E	
RNxx-LTH	Region - Louth Street (RR72) Reconstruction	2,023,600.00	-	-	-	-	-	-	516,850.00	753,380.00	753,370.00	E	
SAN24001	Extraneous Flow Elimination	52,500.00	-	-	-	-	-	-	52,500.00	-	-	E	
SAN24002	Design for next years projects	52,500.00	-	-	-	-	-	-	52,500.00	-	-	E	
SAN24004	Oakdale Ave Roadworks	15,195.00	-	-	-	-	-	-	15,195.00	-	-	E	
SAN24005	Sanitary Sewer Flushing & Reaming	25,000.00	-	-	-	-	-	-	25,000.00	-	-	E	
SAN24007	Sanitary Sewer Reaming & Lining	525,000.00	-	-	-	-	-	-	-	262,500.00	262,500.00	E	
SAN24008	Sanitary Sewer Spot Repair Program	262,500.00	-	-	-	-	-	-	262,500.00	-	-	E	
SAN24009	Sewer CCTV Inspections	315,000.00	-	-	-	-	-	-	315,000.00	-	-	E	
SAN24010	Sewershed Analysis	10,500.00	-	-	-	-	-	-	10,500.00	-	-	E	
SAN25001	Castlewood/Riverview Re-Construction	50,925.00	-	-	-	-	-	-	50,925.00	-	-	E	
SAN25002	Geneva St Reconstruction	132,300.00	-	-	-	-	-	-	132,300.00	-	-	E	
SAN25003	Glendale Avenue Watermain Replacement	1,239,000.00	-	-	-	-	-	-	189,000.00	525,000.00	525,000.00	E	
SAN25004	Sanitary Sewer Improvement Program	845,000.00	-	-	-	-	-	-	-	422,500.00	422,500.00	E	
SAN25006	St. Paul Crescent Watermain Replacement	47,250.00	-	-	-	-	-	-	47,250.00	-	-	E	
SAN25007	Tasker St Reconstruction	68,250.00	-	-	-	-	-	-	68,250.00	-	-	E	
SAN25008	Niagara/Old Oxford/Richelieu	891,450.00	-	-	500,000.00	-	-	-	245,700.00	72,880.00	72,870.00	E	
SAN25009	Alpine/Lily/Violett	603,750.00	-	-	-	-	-	-	287,748.00	158,000.00	158,002.00	E	
<b>Sanitary Sewer Collection System Total</b>		<b>8,809,270.00</b>	-	-	<b>1,000,000.00</b>	-	-	-	<b>2,981,018.00</b>	<b>2,414,140.00</b>	<b>2,414,112.00</b>		
P18-061	Gale Crescent road and underground improvements	315,000.00	-	-	-	-	-	-	-	25,200.00	289,800.00	C	
P22-061	James Street	222,600.00	-	-	-	-	-	-	-	17,810.00	204,790.00	C	
P23-068	Active Transportation Priorities	268,800.00	-	43,000.00	-	-	-	225,800.00	-	-	-	C	
RNxx-LTH	Region - Louth Street (RR72) Reconstruction	415,800.00	-	-	-	-	-	-	-	33,270.00	382,530.00	C	
RNxx-ONT2	Region - Ontario Street (RR42) - south of QEW	256,200.00	-	-	-	-	-	-	-	20,500.00	235,700.00	C	
ROD24005	Active Transportation	262,500.00	-	-	-	-	128,300.00	134,200.00	-	-	-	C	
ROD25001	2025 Sidewalk Replacement Program	378,000.00	-	-	-	-	-	-	-	30,240.00	347,760.00	C	
ROD25002	2025 Walkway Improvements	52,500.00	-	-	-	-	52,500.00	-	-	-	-	C	
ROD25003	New Sidewalk installation Program	157,500.00	-	-	-	-	-	-	-	12,600.00	144,900.00	C	
ROD25004	2025 Sidewalk Replacement Program	174,692.00	-	-	-	-	-	-	-	13,980.00	160,712.00	C	
ROD25005	Active Transportation Priorities	705,246.00	-	112,800.00	-	-	-	-	-	47,400.00	545,046.00	C	
ROD25006	Oakdale Ave Roadworks	288,750.00	-	-	-	-	-	-	-	23,100.00	265,650.00	C	
ROD25007	QEW Syway Twinning	288,750.00	-	-	-	-	-	-	-	23,100.00	265,650.00	C	
<b>Sidewalks and Walkways &amp; Mult Use Pathways Total</b>		<b>3,786,338.00</b>	-	<b>155,800.00</b>	-	-	<b>180,800.00</b>	<b>360,000.00</b>	-	<b>247,200.00</b>	<b>2,842,538.00</b>		
P18-061	Gale Crescent road and underground improvements	1,328,250.00	-	-	-	-	-	-	-	106,260.00	1,221,990.00	D	

Reserve: 1 - Fire, 2 - Vehicle Equipment, 3 - Building, 4 - Mausoleum, 5 - Green, 6 - Tax Payer Relief

Schedule V/W - Project Funding Details For 2025 Capital Budget

Di	Project ID	Project Name	Gross Project Cost	External Funding	Total Development	Total Canada Community	Total Reserve	Infrastructure	Tax Support	Water/ Wastewater	Capital out of	Sch.	Notes		
				Sources	Charges	Building Fund	Funding	Levy Funding	(Operating)	(Rate)	Revenue (COOR)			Debt Financing	
	P21-062	Eleanordale/Helm/Rochelle/Tavistock/Viking	225,000.00	-	-	-	-	-	-	-	18,000.00	207,000.00	D		
	P22-001	Mitchell / Morgan / Richmond	1,068,900.00	-	-	-	-	-	-	-	85,510.00	983,390.00	D		
	P22-061	James Street	84,000.00	-	-	-	-	-	-	-	6,720.00	77,280.00	D		
	P22-063	Parnell Road Reconstruction	777,000.00	-	-	-	-	-	-	-	62,160.00	714,840.00	D		
	RNxx-LTH	Region - Louth Street (RR72) Reconstruction	434,548.00	-	-	-	-	50,000.00	-	-	30,760.00	353,788.00	D		
	STM24002	Design for next years projects	52,500.00	-	-	-	-	52,500.00	-	-	-	-	D		
	STM24005	Sewer CCTV Inspections	105,000.00	-	-	-	-	105,000.00	-	-	-	-	D		
	STM24006	Village Road Reconstruction	52,658.00	-	-	-	-	52,658.00	-	-	-	-	D		
	STM25004	Castlewood/Riverview Re-Construction	14,249.00	-	-	-	-	14,249.00	-	-	-	-	D		
	STM25005	Catch Basins and Storm Service Installations	157,500.00	-	-	-	-	-	-	-	12,600.00	144,900.00	D		
	STM25006	Glendale Avenue Watermain Replacement	308,306.00	-	-	-	-	46,246.00	-	-	20,960.00	241,100.00	D		
	STM25007	Oakdale Ave Roadworks	42,746.00	-	-	-	-	42,746.00	-	-	-	-	D		
	STM25008	Storm Sewer Improvement Program & Combined Sewer Separations	1,421,722.00	-	113,700.00	-	-	-	-	-	104,640.00	1,203,382.00	D		
	STM25009	Storm Sewer Spot Repairs	105,000.00	-	-	-	-	105,000.00	-	-	-	-	D		
	STM25010	Niagara/Old Oxford/Richelieu	275,173.00	-	-	-	-	41,306.00	-	-	18,710.00	215,157.00	D		
	<b>Storm Sewer Collection Systems Total</b>			<b>6,452,552.00</b>	<b>113,700.00</b>			<b>509,705.00</b>			<b>466,320.00</b>	<b>5,362,827.00</b>			
	P23-061	Brimley Crescent Road Rehabilitation & Underground Improvements	318,150.00	-	-	-	-	-	-	318,150.00	-	-	G		
	P23-100	Welland Avenue	601,650.00	-	-	-	-	-	-	-	360,990.00	240,660.00	G		
	P23-101	Dundas / Leeson	276,150.00	-	-	-	-	-	-	276,150.00	-	-	G		
	P23-102	Adel/Donalda/Dundalk/Regent/Rainbow	474,600.00	-	-	-	-	-	-	474,600.00	-	-	G		
	P23-103	Briarsdale/Donlon	169,050.00	-	-	-	-	-	-	169,050.00	-	-	G		
	P23-104	Kimbermount/Lake/Monique	462,000.00	-	-	-	-	-	-	-	277,200.00	184,800.00	G		
	P23-105	Mohawk/Scott/Village Green	423,150.00	-	-	-	-	-	-	-	253,890.00	169,260.00	G		
	P23-106	Jasmine/Josephine	220,500.00	-	-	-	-	-	-	220,500.00	-	-	G		
	P23-107	Carriage Grove	337,050.00	-	-	-	-	-	-	337,050.00	-	-	G		
	WAT24001	Adelene/Glendale	1,553,574.00	-	-	1,000,000.00	-	-	-	319,300.00	140,560.00	93,714.00	G		
	WAT24004	Lloyd Street Re-Construction	840,602.00	-	-	-	-	-	-	-	504,360.00	336,242.00	G		
	WAT24009	York St Re-construction	1,072,767.00	-	-	352,000.00	-	-	-	395,150.00	195,370.00	130,247.00	G		
	WAT25001	Castlewood/Riverview Re-Construction	253,379.00	-	-	-	-	-	-	253,379.00	-	-	G		
	WAT25002	Design for Future Projects	50,000.00	-	-	-	-	-	-	50,000.00	-	-	G		
	WAT25003	Geneva St Reconstruction	70,639.00	-	-	-	-	-	-	70,639.00	-	-	G		
	WAT25004	Priority WM Replacements as needed	4,600,903.00	-	-	-	-	-	-	-	2,760,540.00	1,840,363.00	G		
	WAT25005	St. Paul Crescent Watermain Replacement	285,197.00	-	-	-	-	-	-	285,197.00	-	-	G		
	WAT25006	Storz Hydrant Port Conversions	500,000.00	-	-	-	-	-	-	400,000.00	60,000.00	40,000.00	G		
	WAT25007	Valves, Hydrants & Services	50,000.00	-	-	-	-	-	-	50,000.00	-	-	G		
	WAT25008	Bunting/Lakeshore/Watkins/Yonge	179,279.00	-	-	-	-	-	-	179,279.00	-	-	G		
	WAT25009	Niagara/Old Oxford/Richelieu	335,606.00	-	-	-	-	-	-	335,606.00	-	-	G		
	WAT25010	Bailey/Galbriath/Hillview/Kinsey/Power Glen	500,338.00	-	-	-	-	-	-	500,338.00	-	-	G		
	WAT25011	Alpine/Lily/Violet	737,920.00	-	-	-	-	-	-	523,575.00	128,610.00	85,735.00	G		
	WAT25012	Louth Street Re-Construction	1,207,500.00	-	-	-	-	-	-	-	724,500.00	483,000.00	G		
	<b>Water Distribution System (Watermains) Total</b>			<b>15,520,004.00</b>		<b>1,352,000.00</b>				<b>5,157,963.00</b>	<b>5,406,020.00</b>	<b>3,604,021.00</b>			
	<b>Grand Total</b>			<b>82,940,839.00</b>	<b>125,000.00</b>	<b>7,360,000.00</b>	<b>4,405,000.00</b>	<b>6,391,000.00</b>	<b>1,680,000.00</b>	<b>2,699,000.00</b>	<b>8,628,981.00</b>	<b>11,265,250.00</b>	<b>40,386,608.00</b>		

Reserve: 1 - Fire, 2 - Vehicle Equipment, 3 - Building, 4 - Mausoleum, 5 - Green, 6 - Tax Payer Relief



## Schedule V/W - Project Funding Details For 2026 Capital Budget

Project ID	Project Name	Gross Project Cost	External Funding	Total Development	Total Canada Community	Total Reserve	Infrastructure	Tax Support	Water/ Wastewater	Capital out of		Sch.	Notes
			Sources	Charges	Building Fund	Funding	Levy Funding	(Operating)	(Rate)	Revenue (COOR)	Debt Financing		
BRG26001	Disher St Bridge (B010S) Condition Survey & Detailed Design	82,688.00	-	-	-	-	82,688.00	-	-	-	-	-	H
<b>Bridges and Major Culverts Total</b>		<b>82,688.00</b>	-	-	-	-	<b>82,688.00</b>	-	-	-	-	-	
ABC24016	Meridian -Refrigeration Plant maintenance/replacements	50,000.00	-	-	-	-	-	-	-	4,250.00	45,750.00	L	
ABC25004	Meridian -Popcorn Popper Replacements	25,000.00	-	-	-	-	-	-	-	2,130.00	22,870.00	L	
ABC26001	Performing Arts Centre - Security Upgrades	150,000.00	-	-	-	150,000.00	-	-	-	-	-	L	3
ABC26002	Performing Arts Centre - Security Upgrades	250,000.00	-	-	-	-	-	-	-	21,250.00	228,750.00	L	
ABC26003	St. Catharines Public Library - Port Dalhousie Branch - Accessibility Upgrades	200,000.00	-	-	-	-	-	-	-	17,000.00	183,000.00	L	
ABC26004	St. Catharines Public Library - Port Dalhousie Branch - Lighting Upgrade	25,000.00	-	-	-	25,000.00	-	-	-	-	-	L	3
ABC26005	Meridian Centre - Security Upgrades	150,000.00	-	-	-	-	-	-	-	12,750.00	137,250.00	L	
ABC26006	Meridian -Box office Digital Marquis and digital way finding	80,000.00	-	-	-	-	-	-	-	6,800.00	73,200.00	L	
CAR26001	Carlisle Street Parking Garage - Security Upgrades	160,000.00	-	-	-	-	-	-	-	13,600.00	146,400.00	L	
CAR26002	Westchester Parking Lot - Reconstruction	325,000.00	-	-	-	-	-	-	-	27,630.00	297,370.00	L	
FAC26001	Alex Mackenzie Park - Concession and Washroom Renovations	300,000.00	-	-	-	-	-	-	-	25,500.00	274,500.00	L	
FAC26002	Berkley Park - New Washroom Facility	1,000,000.00	-	70,000.00	-	-	-	-	-	79,050.00	850,950.00	L	
FAC26003	Burgoyne Woods - Infield Restoration of Loop Driveway	200,000.00	-	-	-	-	-	-	-	17,000.00	183,000.00	L	
FAC26004	City Hall - Roof Replacement	50,000.00	-	-	-	50,000.00	-	-	-	-	-	L	3
FAC26005	Happy Rolphs Bird Sanctuary - Barn Electrical Upgrades	100,000.00	-	-	-	-	100,000.00	-	-	-	-	L	
FAC26006	Happy Rolphs Bird Sanctuary - Barn Rehabilitation	100,000.00	-	-	-	-	100,000.00	-	-	-	-	L	
FAC26007	Happy Rolphs Bird Sanctuary - Parking Lot Expansion	275,000.00	-	-	-	-	-	-	-	23,380.00	251,620.00	L	
FAC26008	Jaycee Park Garage - Roof Replacement	120,000.00	-	-	-	-	-	-	-	10,200.00	109,800.00	L	
FAC26009	Lake Street Service Centre - Garbage Enclosure	50,000.00	-	-	-	50,000.00	-	-	-	-	-	L	3
FAC26010	Lake Street Service Centre - Truck Bay Floor Repairs	1,100,000.00	-	-	-	-	-	-	-	93,500.00	1,006,500.00	L	
FAC26011	Lancaster Park - Chain Link Fencing Replacement	200,000.00	-	-	-	-	-	-	-	17,000.00	183,000.00	L	
FAC26012	Lancaster Park - Soccer Field Lighting Upgrade	400,000.00	-	-	-	50,000.00	-	-	-	29,750.00	320,250.00	L	5
FAC26013	Lester B. Pearson Park - Kiwanis Aquatic Centre - Re-Grouting Phase 2	150,000.00	-	-	-	-	150,000.00	-	-	-	-	L	
FAC26014	Malcomson Eco Park - Parking Lot Surfacing	425,000.00	-	-	-	-	-	-	-	36,130.00	388,870.00	L	
FAC26015	Merritton Arena - New Scoreboard	20,000.00	-	-	-	-	-	-	-	1,700.00	18,300.00	L	
FAC26016	Merritton Community Park - Bleacher Guardrail Replacement	125,000.00	-	-	-	-	125,000.00	-	-	-	-	L	
FAC26017	Merritton Community Park - Fencing Replacement	220,000.00	-	-	-	-	-	-	-	18,700.00	201,300.00	L	
FAC26018	Morningstar Mill - Saw Mill - Blacksmith/Carpentry Shop - Foundation and Masonry Repairs	50,000.00	-	-	-	50,000.00	-	-	-	-	-	L	3
FAC26019	Seymour Hannah - Security Upgrades	140,000.00	-	-	-	-	-	-	-	11,900.00	128,100.00	L	
FAC26020	Seymour Hannah Sport and Entertainment Centre - Kiwanis Field - Field Lighting Upgrade	300,000.00	-	-	-	-	-	-	-	25,500.00	274,500.00	L	
FAC26021	Seymour-Hannah Sports and Entertainment Centre - Carpet Replacement	50,000.00	-	-	-	50,000.00	-	-	-	-	-	L	3
FAC26022	Seymour-Hannah Sports and Entertainment Centre - Front Door Replacement	120,000.00	-	-	-	75,000.00	45,000.00	-	-	-	-	L	3
FAC26023	Seymour-Hannah Sports and Entertainment Centre - Lighting Upgrade	350,000.00	-	-	-	-	-	-	-	29,750.00	320,250.00	L	
FAC26024	Seymour-Hannah Sports and Entertainment Centre - Roor Replacement	1,000,000.00	-	-	-	-	-	-	-	85,000.00	915,000.00	L	
FAC26025	Seymour-Hannah Sports and Entertainment Centre - Rubber Flooring Replacement	100,000.00	-	-	-	100,000.00	-	-	-	-	-	L	3
FAC26026	West St. Catharines Older Adult Centre - HVAC Upgrade	10,000.00	-	-	-	10,000.00	-	-	-	-	-	L	3
MUS24001	St. Catharines Museum - Electronic blinds in the Lockview Lounge	10,000.00	-	-	-	10,000.00	-	-	-	-	-	L	3
MUS26001	St. Catharines Museum - HVAC Upgrades	1,000,000.00	-	-	-	-	-	-	-	85,000.00	915,000.00	L	
MUS26002	St. Catharines Musuem - Elevator Modernization	750,000.00	-	-	-	50,000.00	-	-	-	59,500.00	640,500.00	L	3
<b>Buildings and Facilities (Including Accessibility) Total</b>		<b>10,130,000.00</b>	-	<b>70,000.00</b>	-	<b>670,000.00</b>	<b>520,000.00</b>	-	-	<b>753,970.00</b>	<b>8,116,030.00</b>		
CRC26001	Project Consolidation2	4,000,000.00	-	2,000,000.00	-	-	-	-	-	170,000.00	1,830,000.00	J	
CRC26002	Parks Renewal Plan - Lester B. Pearson Park Playground	940,000.00	-	65,800.00	-	-	-	-	-	74,310.00	799,890.00	J	
CRC26003	Parks Renewal Plan - Realty Park Playground	340,000.00	-	23,800.00	-	-	-	-	-	26,880.00	289,320.00	J	
CRC26004	Parks Renewal Plan - Johnson Park Basketball Court & Playground	444,000.00	-	31,100.00	-	-	-	-	-	35,100.00	377,800.00	J	
CRC26005	Parks Renewal Plan - Wembly Drive Park Basketball Court & Playground	444,000.00	-	31,100.00	-	-	-	-	-	35,100.00	377,800.00	J	
CRC26006	Parks Renewal Plan - Fairhaven Park Basketball Court	167,000.00	-	11,700.00	-	-	-	-	-	13,200.00	142,100.00	J	
CRC26007	Port Dalhousie Outdoor Pool Replacement	6,500,000.00	-	-	-	-	-	-	-	552,500.00	5,947,500.00	J	
CRC26008	Fairview Park Community Vision Implementation of Recommendations	500,000.00	-	-	-	-	-	-	-	42,500.00	457,500.00	J	
CRC26009	Sports Field Strategy Implementation of Recommendations	650,000.00	-	-	-	-	-	-	-	55,250.00	594,750.00	J	
CRC26010	Culture Plan Implementation of Recommendations	27,000.00	-	-	-	-	27,000.00	-	-	-	-	J	
P22-061	James Street	1,701,000.00	-	-	-	-	-	-	-	144,590.00	1,556,410.00	J	
PCR21-05- 1	& Parks Legacy Fund	250,000.00	125,000.00	-	-	-	-	125,000.00	-	-	-	J	
PRC20-04	Memorial Bench Program (Additional Benches)	90,000.00	-	-	-	-	-	90,000.00	-	-	-	J	
<b>Community, Recreation and Culture Services Total</b>		<b>16,053,000.00</b>	<b>125,000.00</b>	<b>2,163,500.00</b>	-	-	<b>242,000.00</b>	-	-	<b>1,149,430.00</b>	<b>12,373,070.00</b>		
CRP26001	Data Centre C7000 chassis and Blades replacement	1,000,000.00	-	-	-	-	-	-	-	85,000.00	915,000.00	P	
CRP26002	Vulnerability Management Program	300,000.00	-	-	-	-	-	-	-	25,500.00	274,500.00	P	
CRP26003	Cloud Access Security Broker (CASB)	100,000.00	-	-	-	-	100,000.00	-	-	-	-	P	
CRP26004	Data Centre 3par upgrade	500,000.00	-	-	-	-	-	-	-	42,500.00	457,500.00	P	

Reserve: 1 - Fire, 2 - Vehicle Equipment, 3 - Building, 4 - Mausoleum, 5 - Green, 6 - Tax Payer Relief

Schedule V/W - Project Funding Details For 2026 Capital Budget

Project ID	Project Name	Gross Project Cost	External Funding	Total Development	Total Canada Community	Total Reserve	Infrastructure	Tax Support	Water/ Wastewater	Capital out of		Sch.	Notes
			Sources	Charges	Building Fund	Funding	Levy Funding	(Operating)	(Rate)	Revenue (COOR)	Debt Financing		
CRP26005	Replace Digital Signage Screens	60,000.00	-	-	-	-	60,000.00	-	-	-	-	P	
<b>Corporate Infrastructure Total</b>		<b>1,960,000.00</b>	-	-	-	-	<b>160,000.00</b>	-	-	-	<b>153,000.00</b>	<b>1,647,000.00</b>	
FIR24004	Bunker Gear Equipment	109,000.00	-	-	-	109,000.00	-	-	-	-	-	N	1
FIR26001	Unit #27 - 2007 Sutphen 100' aerial	2,127,300.00	-	-	-	-	-	-	-	180,820.00	1,946,480.00	N	
FIR26002	Fire Station No. 6 - Addition and Renovation	2,500,000.00	-	875,000.00	-	-	-	-	-	138,130.00	1,486,870.00	N	
FIR26003	Fire Station No. 6 - Roof Replacement	30,000.00	-	-	-	30,000.00	-	-	-	-	-	N	3
<b>Fire Services Total</b>		<b>4,766,300.00</b>	-	<b>875,000.00</b>	-	<b>139,000.00</b>	-	-	-	<b>318,950.00</b>	<b>3,433,350.00</b>		
FLT24001	Fleet Replacement Plan for Water/Waste Water	690,000.00	-	-	-	-	-	-	340,000.00	210,000.00	140,000.00	O	
FLT24002	Fleet Replacement Plan for Municipal Works and EFES	2,840,000.00	-	-	-	1,840,000.00	-	-	-	85,000.00	915,000.00	O	2
FLT24003	Fleet Replacement Plan for Fire	150,000.00	-	-	-	150,000.00	-	-	-	-	-	O	1
<b>Fleet Total</b>		<b>3,680,000.00</b>	-	-	-	<b>1,990,000.00</b>	-	-	<b>340,000.00</b>	<b>295,000.00</b>	<b>1,055,000.00</b>		
PRC20-01	Tree Planting Program	390,000.00	-	-	-	-	390,000.00	-	-	-	-	I	
SHO25001	Brock Street ROW	429,975.00	-	-	-	-	-	-	-	36,550.00	393,425.00	I	
SHO25002	Lake Street ROW	429,975.00	-	-	-	-	-	-	-	36,550.00	393,425.00	I	
SHO25003	Simcoe Street ROW	429,975.00	-	-	-	-	-	-	-	36,550.00	393,425.00	I	
SHO26001	Lakefront Park (Clifton Court)	490,613.00	-	-	-	-	-	-	-	41,700.00	448,913.00	I	
SHO26002	October Drive Development	16,538.00	-	-	-	-	16,538.00	-	-	-	-	I	
STM25001	Beverly Hills Creek Construction	463,050.00	-	-	-	-	-	-	-	39,360.00	423,690.00	I	
STM25002	Dick's Creek Construction (Phase 2)	401,310.00	-	-	-	-	-	-	-	34,110.00	367,200.00	I	
<b>Natural Assets Total</b>		<b>3,051,436.00</b>	-	-	-	-	<b>406,538.00</b>	-	-	<b>224,820.00</b>	<b>2,420,078.00</b>		
POL24001	Pollution Control Priority Program	1,000,000.00	-	-	-	-	-	-	-	500,000.00	500,000.00	F	
<b>Pollution Control Total</b>		<b>1,000,000.00</b>	-	-	-	-	-	-	-	<b>500,000.00</b>	<b>500,000.00</b>		
P23-062	Facer Street road and underground improvements	2,062,063.00	-	-	-	-	-	1,862,000.00	-	17,010.00	183,053.00	B	
P23-067	Third Street / Old Martindale Road Reconstruction	2,767,275.00	-	-	2,053,000.00	-	-	-	-	60,720.00	653,555.00	B	
ROD25009	First Street Louth Road improvements (R1)	3,008,171.00	-	-	-	-	-	-	-	255,690.00	2,752,481.00	B	
ROD24017	Traffic Signals (including pedestrian crossings)	470,875.00	-	75,300.00	-	-	-	85,000.00	-	26,400.00	284,175.00	B	
ROD26003	Street Lights	110,250.00	-	-	-	-	-	100,000.00	-	870.00	9,380.00	B	
ROD26004	Priority Road Program	539,840.00	-	-	-	-	-	-	-	45,890.00	493,950.00	B	
ROD26005	St. Paul Crescent Watermain Replacement	472,973.00	-	-	-	-	95,918.00	-	-	32,050.00	345,005.00	B	
<b>Roads Total</b>		<b>9,431,447.00</b>	-	<b>75,300.00</b>	<b>2,053,000.00</b>	-	<b>95,918.00</b>	<b>2,047,000.00</b>	-	<b>438,630.00</b>	<b>4,721,599.00</b>		
P23-062	Facer Street road and underground improvements	631,375.00	-	-	-	-	-	-	25,000.00	303,190.00	303,185.00	E	
RNxx-NIA	Region - Niagara Street (RR48) Reconstruction	1,433,250.00	-	-	-	-	-	-	-	716,630.00	716,620.00	E	
SAN24001	Extraneous Flow Elimination	50,000.00	-	-	-	-	-	-	-	25,000.00	25,000.00	E	
SAN24002	Design for next years projects	50,000.00	-	-	-	-	-	-	-	25,000.00	25,000.00	E	
SAN24005	Sanitary Sewer Flushing & Reaming	25,000.00	-	-	-	-	-	-	-	12,500.00	12,500.00	E	
SAN24007	Sanitary Sewer Reaming & Lining	1,653,750.00	-	-	-	-	-	-	-	826,880.00	826,870.00	E	
SAN24008	Sanitary Sewer Spot Repair Program	500,000.00	-	-	-	-	-	-	-	250,000.00	250,000.00	E	
SAN24009	Sewer CCTV Inspections	300,000.00	-	-	-	-	-	-	-	150,000.00	150,000.00	E	
SAN24010	Sewershed Analysis	11,025.00	-	-	-	-	-	-	-	5,510.00	5,515.00	E	
SAN25006	St. Paul Crescent Watermain Replacement	408,313.00	-	-	-	-	-	-	50,000.00	179,150.00	179,163.00	E	
SAN26001	Sanitary Sewer Improvement Program	4,451,381.00	-	-	1,000,000.00	-	-	-	2,965,639.00	242,870.00	242,872.00	E	
SAN26002	Carlton/Welland	82,688.00	-	-	-	-	-	-	-	41,350.00	41,338.00	E	
<b>Sanitary Sewer Collection System Total</b>		<b>9,596,782.00</b>	-	-	<b>1,000,000.00</b>	-	-	-	<b>3,040,639.00</b>	<b>2,778,080.00</b>	<b>2,778,063.00</b>		
P23-062	Facer Street road and underground improvements	336,263.00	-	-	-	-	-	-	-	28,580.00	307,683.00	C	
RNxx-NIA	Region - Niagara Street (RR48) Reconstruction	589,838.00	-	-	-	-	-	-	-	50,140.00	539,698.00	C	
ROD24005	Active Transportation	275,625.00	-	-	-	-	-	257,625.00	-	1,530.00	16,470.00	C	
ROD25005	Active Transportation Priorities	817,683.00	-	130,800.00	-	-	-	102,375.00	-	49,680.00	534,828.00	C	
ROD26001	2026 Sidewalk Replacement Program	110,250.00	-	-	-	-	-	2,987.00	-	9,120.00	98,143.00	C	
ROD26002	2026 Walkway Improvements	57,330.00	-	-	-	-	-	-	-	4,870.00	52,460.00	C	
<b>Sidewalks and Walkways &amp; Mult Use Pathways Total</b>		<b>2,186,989.00</b>	-	<b>130,800.00</b>	-	-	-	<b>2,987.00</b>	<b>360,000.00</b>	<b>143,920.00</b>	<b>1,549,282.00</b>		
P23-062	Facer Street road and underground improvements	543,175.00	-	-	-	-	-	-	-	46,170.00	497,005.00	D	
RNxx-NIA	Region - Niagara Street (RR48) Reconstruction	1,096,712.00	-	-	-	-	-	-	-	93,220.00	1,003,492.00	D	
STM24002	Design for next years projects	55,125.00	-	-	-	-	-	55,125.00	-	-	-	D	
STM24005	Sewer CCTV Inspections	110,250.00	-	-	-	-	-	110,250.00	-	-	-	D	
STM25005	Catch Basins and Storm Service Installations	165,375.00	-	-	-	-	-	-	-	14,060.00	151,315.00	D	
STM25008	Storm Sewer Improvement Program & Combined Sewer Separations	2,233,930.00	-	178,700.00	-	-	-	-	-	174,690.00	1,880,540.00	D	
STM25009	Storm Sewer Spot Repairs	110,250.00	-	-	-	-	-	-	-	9,370.00	100,880.00	D	
STM26001	Dexter/Henrietta/Lisgar/Morris	448,182.00	-	-	-	-	-	4,557.00	-	37,700.00	405,925.00	D	
<b>Storm Sewer Collection Systems Total</b>		<b>4,762,999.00</b>	-	<b>178,700.00</b>	-	-	<b>169,932.00</b>	-	-	<b>375,210.00</b>	<b>4,039,157.00</b>		
P22-061	James Street	448,718.00	-	-	-	-	-	-	448,718.00	-	-	G	

Reserve: 1 - Fire, 2 - Vehicle Equipment, 3 - Building, 4 - Mausoleum, 5 - Green, 6 - Tax Payer Relief

Schedule V/W - Project Funding Details For 2026 Capital Budget

Project ID	Project Name	Gross Project Cost	External Funding		Total Canada Community Building Fund	Total Reserve Funding	Infrastructure Levy Funding	Tax Support (Operating)	Water/ Wastewater (Rate)	Capital out of		Sch.	Notes
			Sources	Charges						Revenue (COOR)	Debt Financing		
WAT25001	Castlewood/Riverview Re-Construction	1,507,600.00	-	-	-	-	-	-	201,013.00	783,950.00	522,637.00	G	
WAT25003	Geneva St Reconstruction	420,301.00	-	-	-	-	-	-	420,301.00	-	-	G	
WAT25005	St. Paul Crescent Watermain Replacement	1,796,918.00	-	-	-	-	-	-	1,796,918.00	-	-	G	
WAT25008	Bunting/Lakeshore/Watkins/Yonge	1,066,711.00	-	-	-	-	-	-	1,066,711.00	-	-	G	
WAT25009	Niagara/Old Oxford/Richelieu	1,996,855.00	-	-	-	-	-	-	1,021,463.00	585,240.00	390,152.00	G	
WAT25010	Bailey/Galbriath/Hillview/Kinsey/Power Glen	2,679,508.00	-	-	-	-	-	-	-	1,607,700.00	1,071,808.00	G	
WAT26001	Beech St Reconstruction	251,471.00	-	-	-	-	-	-	251,471.00	-	-	G	
WAT26002	Priority WM Replacements as needed	4,476,762.00	-	-	1,352,000.00	-	-	-	-	1,874,860.00	1,249,902.00	G	
WAT26004	Dexter/Henrietta/Lisgar/Morris	465,428.00	-	-	-	-	-	-	-	279,260.00	186,168.00	G	
WAT26005	Buchanan/Kamla/Scott/Dwyer	500,437.00	-	-	-	-	-	-	-	300,260.00	200,177.00	G	
WAT26006	Carlton/Welland	728,464.00	-	-	-	-	-	-	-	437,070.00	291,394.00	G	
WAT26007	Design for Future Projects	50,114.00	-	-	-	-	-	-	50,114.00	-	-	G	
WAT26008	Storz Hydrant Port Conversions	501,023.00	-	-	-	-	-	-	50,000.00	270,610.00	180,413.00	G	
WAT26009	Valves, Hydrants & Services	50,114.00	-	-	-	-	-	-	50,114.00	-	-	G	
<b>Water Distribution System (Watermains) Total</b>		<b>16,940,424.00</b>	-	-	<b>1,352,000.00</b>	-	-	-	<b>5,356,823.00</b>	<b>6,138,950.00</b>	<b>4,092,651.00</b>		
<b>Grand Total</b>		<b>83,642,065.00</b>	<b>125,000.00</b>	<b>3,493,300.00</b>	<b>4,405,000.00</b>	<b>2,799,000.00</b>	<b>1,680,063.00</b>	<b>2,407,000.00</b>	<b>8,737,462.00</b>	<b>13,269,960.00</b>	<b>46,725,280.00</b>		

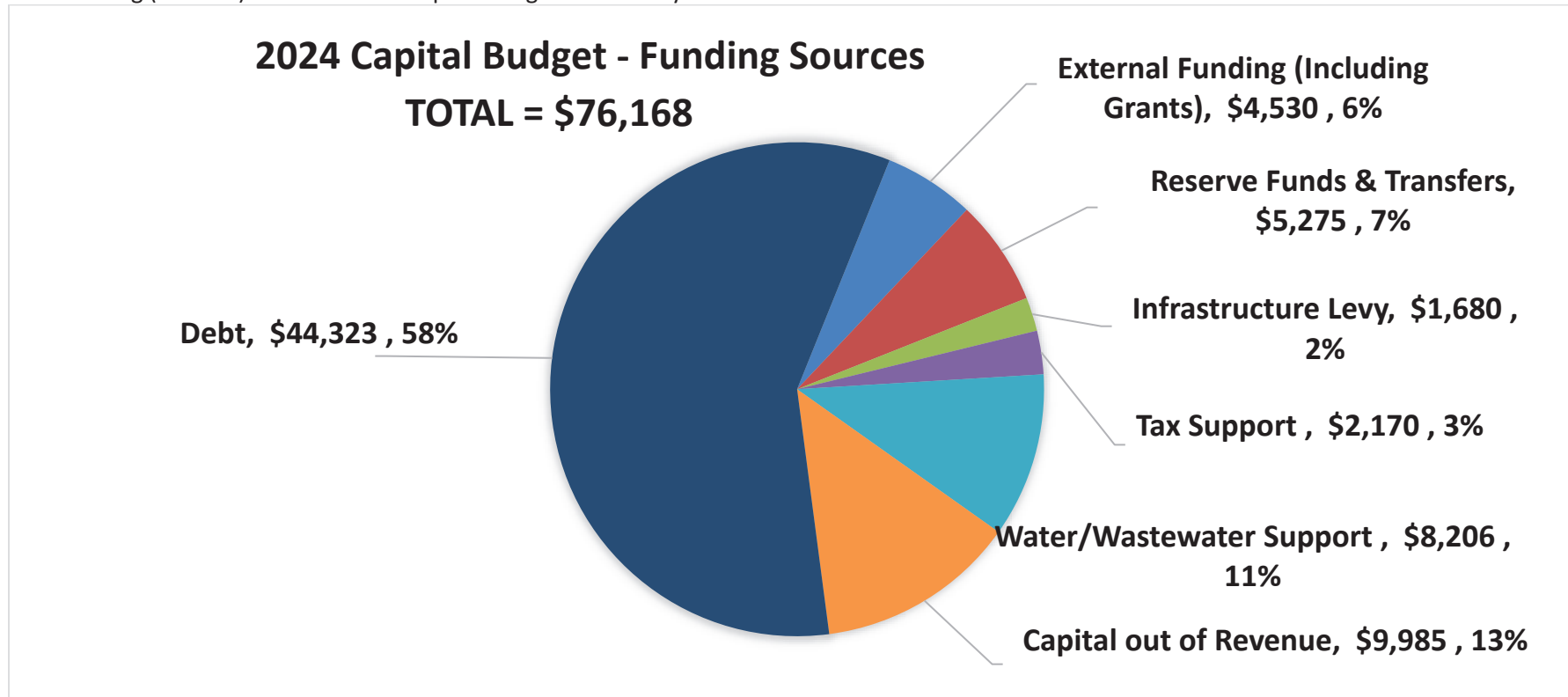
Reserve: 1 - Fire, 2 - Vehicle Equipment, 3 - Building, 4 - Mausoleum, 5 - Green, 6 - Tax Payer Relief





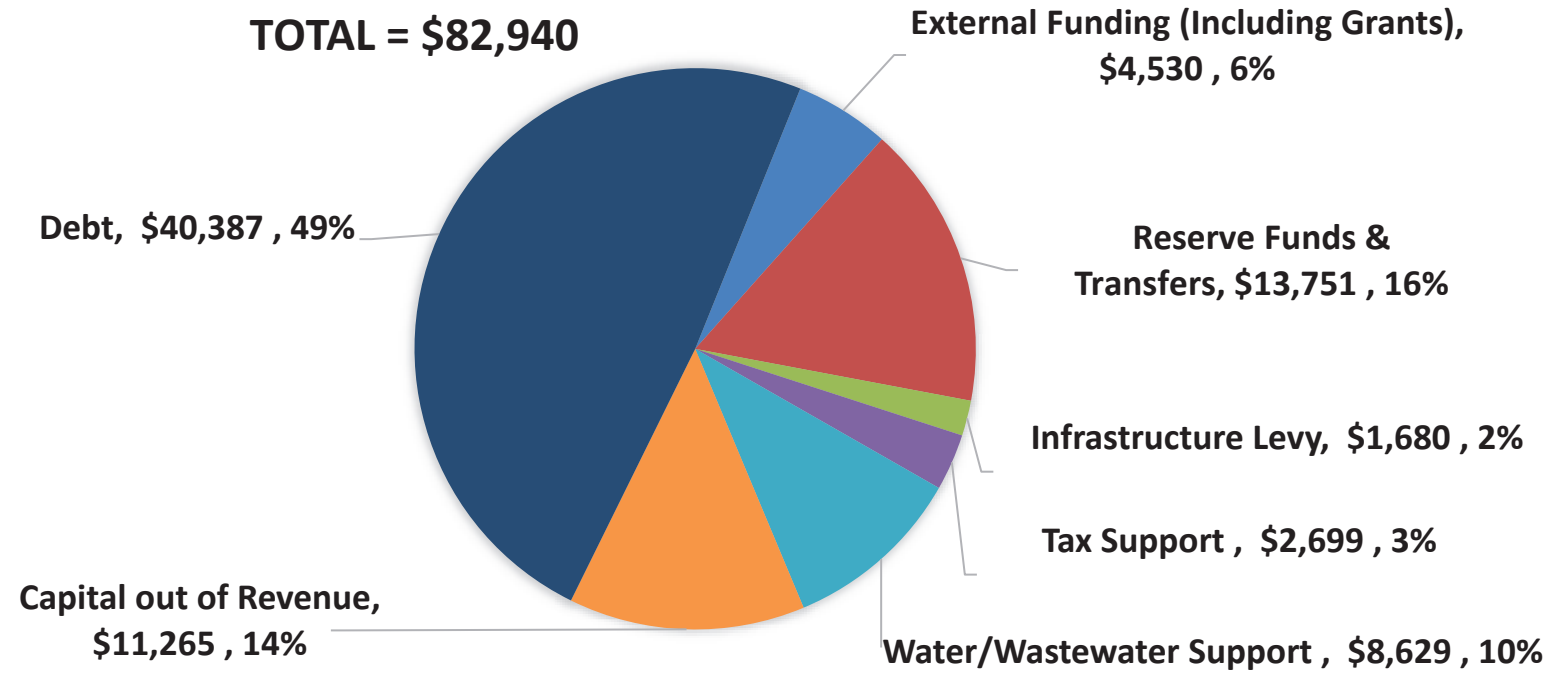
### Funding Our Capital Assets (Schedule X)

Seven different sources of funding (in 000's) for 2024-2026 Capital Budget for the City of St. Catharines are shown below:



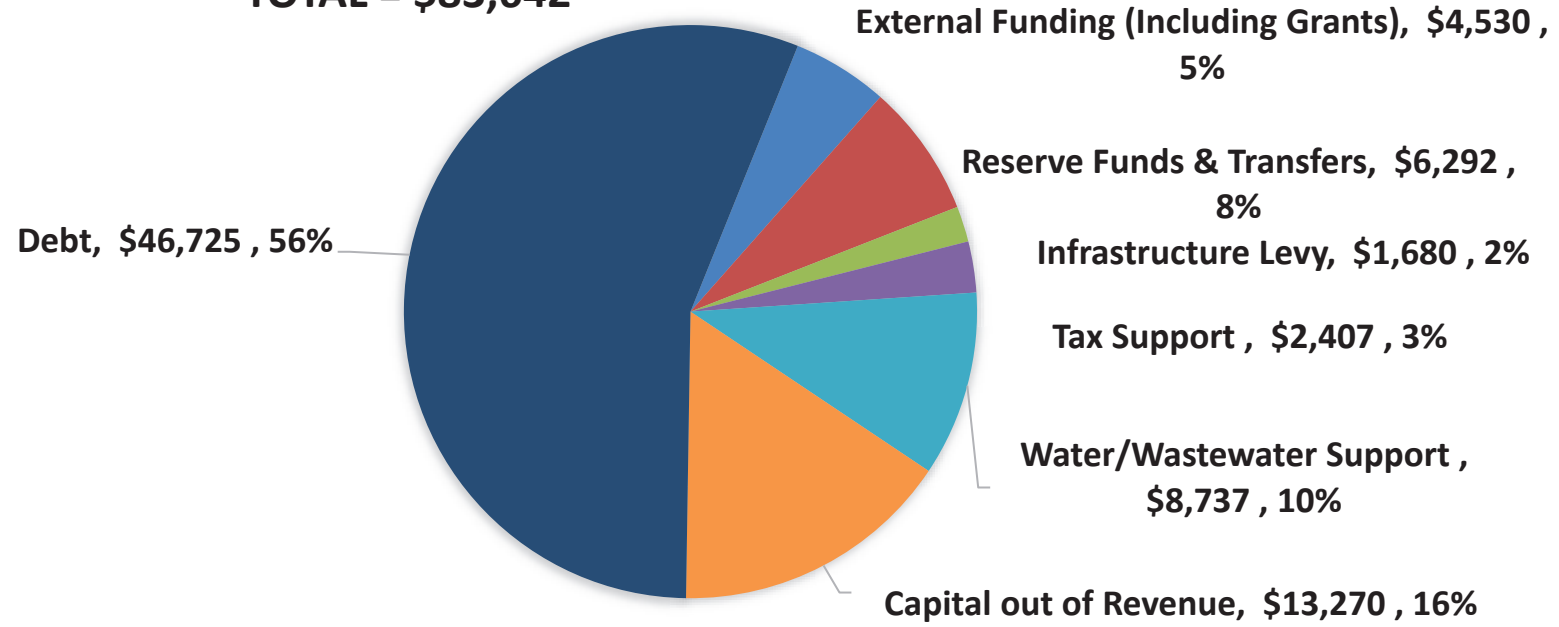
### 2025 Capital Budget - Funding Sources

**TOTAL = \$82,940**



### 2026 Capital Budget - Funding Sources

**TOTAL = \$83,642**



**External Funding (Including Grants) - \$4,530,000 / \$4,530,000 / \$4,530,000**

Canada Community-Building Fund (CCBF) provides \$4,405,000 which is the largest portion of external funding for capital projects. The CCBF grants fund various linear projects that are discussed in further detail in Schedule Y. The Parks Legacy Fund projects rely upon donor contributions of \$125,000. Unless the grant is confirmed, it will not be budgeted. Staff continue to search and apply for grant opportunities as they arise.

**Reserves and Project Transfers - \$5,274,900 / \$13,751,000 / \$6,292,300**

In 2022, the City introduced Community Benefit Charges to compliment the reintroduced Development Charges to recover growth costs in 2021. The Budget includes \$836,900/ \$7,360,000 / \$3,493,300 of funding from these sources.

The Fire Equipment Reserve (\$348,000 / \$142,000 / \$259,000), Motor Vehicle Reserve (\$3,295,000 / \$2,399,000 / \$1,840,000) to support bunker gear and vehicle replacement as we are aligning the Capital budget to the asset management plan.

Building Reserve Fund (\$650,000 / \$650,000 / \$650,000) and Green Initiatives Reserve (\$50,000 / \$50,000 / \$0) is providing funding for works related to building and facilities infrastructure.

The new mausoleum build will be borrowing \$3,200,000 in 2025 from the Future Mausoleum reserve to be repaid in accordance with the program administered by the Bereavement Authority of Ontario.

The Meridian Reserve Event reserve will be utilized to replace revenue generate assets (\$25,000) in 2024. The Meridian Capital reserve (\$50,000) will be utilized for state of good repair projects in 2024.

**Tax Support - \$2,170,000 / \$2,669,000 / \$2,407,000**

Road and Sidewalk rehabilitation projects and park renewal projects are included in the Capital Budget and funded from the Operating Budget. Tax support has increased from the prior year in line with the prior year forecast.

**Infrastructure Levy - \$1,680,000 / \$1,680,000 / \$1,680,063**

The Infrastructure Levy was established in 2016 to address the infrastructure deficit. The funds are being utilized to fund renewal. Any funds not allocated in the year will be maintained in a reserve for use in future years for eligible projects. The annual funding has been set at 1.5% of the City's portion of the prior year tax levy, providing \$1,681,000. The projects funded by the 2024-2026 infrastructure levy are shown in the tables below.

Year	Project ID	Name	Sum of Amount	Year	Project ID	Name	Sum of Amount	Year	Project ID	Name	Sum of Amount
2024	ABC24003	Meridian Centre - Bridge Gate Replacement	30,000.00	2025	CRC25009	Culture Plan Implementation of Recommendations	26,000.00	2026	BRG26001	Disher St Bridge (B010S) Condition Survey & Detailed Design	82,688.00
	CRC24006	Multi-Use Recreational Facility Feasibility Study	400,000.00		CRP25002	City Hall Core switch upgrade Dual redundant routers to NRBN	50,000.00		CRC26010	Culture Plan Implementation of Recommendations	27,000.00
	CRC24007	Oille Fountain Urn Replacement & Lion Repair	50,000.00		CRP25004	Cybersecurity Risk Assessment and Management	100,000.00		CRP26003	Cloud Access Security Broker (CASB)	100,000.00
	CRC24009	Culture Plan Implementation of Recommendations	25,000.00		PCI18-01	Document Management System	43,000.00		CRP26005	Replace Digital Signage Screens	60,000.00
	CRC24011	Carousel Organ Restoration	50,000.00		PCR21-05- 1 & PCR22-04	Parks Legacy Fund	125,000.00		FAC26006	Happy Rolphs Bird Sanctuary - Barn Rehabilitation	100,000.00
	CRP24007	Enhanced & Upgraded Information Security Awareness Platform	40,000.00		PRC20-04	Memorial Bench Program (Year 6 of 6)	44,595.00		FAC26013	Lester B. Pearson Park - Kiwanis Aquatic Centre - Re-Grouting Phase 2	150,000.00
	CRP24008	Business Continuity Planning Software	50,000.00		RNxx-LTH	Region - Louth Street (RR72) Reconstruction	50,000.00		FAC26022	Seymour-Hannah Sports and Entertainment Centre - Front Door Replacement	45,000.00
	CRP24009	Agenda Notes Replacement	50,000.00		ROD24005	Active Transportation	128,300.00		PCR21-05- 1 & PCR22-04	Parks Legacy Fund	125,000.00
	FAC24007	Happy Rolphs Bird Sanctuary - Horse Shelter Power	10,000.00		ROD24012	Oakdale Ave Roadworks	55,500.00		PRC20-04	Memorial Bench Program (Additional Benches)	90,000.00
	FAC24008	Happy Rolphs Bird Sanctuary - Pond Pump and Aeration System Replacement	30,000.00		ROD25002	2025 Walkway Improvements	52,500.00		ROD26001	2026 Sidewalk Replacement Program	2,987.00
	FAC24012	Lake Street Service Centre - Electric Vehicle Charge Stations	15,000.00		ROD25004	Street Lights	5,000.00		ROD26005	St. Paul Crescent Watermain Replacement	95,918.00
	FAC24017	Lakeside Park - Pier Signage	8,000.00		ROD25008	Castlewood/Riverview Re-Construction	48,300.00		SHO26002	October Drive Development	16,538.00
	FAC24021	Lester B. Pearson Park - Kiwanis Aquatic Centre - Re-Grouting Phase 1	30,000.00		SHO25001	Brock Street ROW	35,700.00		STM24002	Design for next years projects	55,125.00
	FAC24023	Lock Tender's Shanty - Roof Replacement	10,000.00		SHO25002	Lake Street ROW	35,700.00		STM24005	Sewer CCTV Inspections	110,250.00
	FAC24028	Merritton Arena Sound/Paging system	20,000.00		SHO25003	Simcoe Street ROW	35,700.00		STM26001	Dexter/Henrietta/Lisgar/Morris	4,557.00
	FAC24035	Port Dalhousie Lions Park - Pool - Change Room Upgrades	10,350.00		STM24002	Design for next years projects	52,500.00		PRC20-01	Tree Planting Program	390,000.00
	MUS24001	St. Catharines Museum - Electronic blinds in the Lockview Lounge	10,000.00		STM24005	Sewer CCTV Inspections	105,000.00		FAC26005	Happy Rolphs Bird Sanctuary - Barn Electrical Upgrades	100,000.00
	PCR21-05- 1 & PCR22-04	Parks Legacy Fund	125,000.00		STM24006	Village Road Reconstruction	52,658.00		FAC26016	Merritton Community Park - Bleacher Guardrail Replacement	125,000.00
	PRC20-04	Memorial Bench Program (Year 5 of 6)	80,000.00		STM25004	Castlewood/Riverview Re-Construction	14,249.00				
	PRC22-03	Environmentally Friendly Hanging Baskets Program (Year 3 of 3)	35,000.00		STM25006	Glendale Avenue Watermain Replacement	46,246.00				
	SHO24001	City Owned Shoreline Protection Review Study	100,000.00		STM25007	Oakdale Ave Roadworks	42,746.00				
	STM24002	Design for next years projects	20,000.00		STM25009	Storm Sewer Spot Repairs	105,000.00				
	STM24004	Lloyd Street Re-Construction	88,000.00		STM25010	Niagara/Old Oxford/Richelieu	41,306.00				
	STM24005	Sewer CCTV Inspections	4,800.00		PRC20-01	Tree Planting Program	385,000.00				
	STM24006	Village Road Reconstruction	8,850.00								
	PRC20-01	Tree Planting Program	380,000.00								
<b>2024 Total</b>			<b>1,680,000.00</b>	<b>2025 Total</b>			<b>1,680,000.00</b>	<b>2026 Total</b>			<b>1,680,063.00</b>

**Water/Wastewater (Rate) Support - \$8,205,747 / \$8,628,981 / \$8,737,462**

In 2019 Council approved the 10-year Financial Plan for Water and Wastewater (Water/Wastewater Plan) that included a significant increase in capital renewal, funded from rates. The Water/Wastewater Plan includes annual increases of no more than 6.5% on a typical residential household bill. The Water/Wastewater Plan was guided by the following principles (FMS-057-2019):

- 1) to reduce existing funding gaps, and
- 2) moving towards a sustainable replacement level of capital spending year over year.

The capital spending and funding amounts from rates, capital out of revenue, and debt that were included in The Water/Wastewater Plan, was adjusted in the 2024-26 budget in response to the financial and operational challenges facing the City caused by COVID19. The 2024-26 budget and 2027-2030 forecast reflect the reallocation of the investment in Water and Wastewater. Decreased spending in years 2021-2023 offset increases in spending in the years 2024 - 2026, resulting in the same net investment in infrastructure over the next 6 years. However, in the short term the spending deferrals will continue to contribute to the widening infrastructure gap.

**Capital out of Revenue - \$9,985,010/ \$11,265,250 / \$13,269,960**

Capital out of revenue is the portion of the project cost that is funded from the tax or rate budgets. This Council supported strategy, sets the contribution rate at 10% of the project costs funded from debt. The capital out of revenue contribution approximates one year's worth of debenture costs of the project.

As part of the COVID-19 Financial Recovery Plan, the capital out of revenue was reduced to 5% in 2022 and will slowly phase back to the 10% Council supported strategy. For 2024-26, capital out of revenue will be set to 7.5%/8.0%/8.5%. At the end of the current Council term we will be back to the recommended strategy.

Where the City is issuing debt for water or wastewater, a separate capital out of revenue payment is required from the respective area. The capital out of revenue contribution rates for Water and Wastewater set out in the Water/Wastewater Plan range from 40% to 60%, so as to manage debt levels while increasing investment in capital. For 2024, the capital out

of revenue contribution percentage has been set to 50% (Water) and 50%(Wastewater) to slowly phase in the recovery from the impacts of COVID-19.

**Debt - \$44,323,003 / \$40,386,608 / \$46,725,280**

Debt is the most significant funding source for the annual Capital Budget and is utilized after all other funding has been applied.

Debenture financing allows the City to spread the costs of capital over the term of debt, rather than requiring funding in the year of construction. Consistent with council approved debt strategy, debt terms for specific projects have been increased to 30 years. This change results in better alignment between debt repayment terms and expected asset life. Debt Management is necessary to ensure that the City maintains an appropriate debt level. The Council Approved Debt Management Strategy is outlined in schedule AB.

Debenture funding has been utilized to balance tax payer affordability and infrastructure sustainability. As a result of the recommendations from the Council approved Asset Management Plan, the Capital Budget has been right sized to maintain the existing level of service. As a result of this, debt now makes up 54% of the capital financing. A strategy to balance the use of debt will be developed as part of the requirement of a financial strategy for 2025 in alignment with the provincial legislation on Asset Management (O.Reg 588/17).

**Funding from Canada Community-Building Fund - \$4,405,000**  
(Schedule Y)

The Canada Community-Building Fund (CCBF), formally known as the Federal Gas Tax Program (FGT) provides the largest ongoing external funding contribution for capital projects.

Council endorsed a five-year capital investment plan for FGT revenues in 2009 which identified continued funding for combined sewer system upgrades (storm sewer separations) and watermain replacement in conjunction with the combined sewer system upgrade and various road resurfacing projects. Council subsequently shifted focus away from underground infrastructure to include facility energy related initiatives and non-resurfacing roadwork. One of the requirements of the CCBF is that the expenditures are incremental, meaning that the funds cannot be used to displace current capital investment or reduce municipal taxes.

The City's \$4,405,000 of CCBF funding is in the last year of the funding schedule. An updated 5-year funding schedule is anticipated to be released with next years Federal budget. Below is a list of the 2024-26 capital projects funded by CCBF:

Schedule	Asset Category	Amount	Amount	Amount
B	Road Construction	\$2,053,000	\$2,053,000	\$2,053,000
E	Sanitary Sewer Collection	1,000,000	1,000,000	1,000,000
G	Water Distribution	1,352,000	1,352,000	1,352,000
	Total	4,405,000	4,405,000	4,405,000





## Debt Management Strategy (Schedule Z)

The currently established Debt Management Strategy, with Council's ongoing support, has the following criteria:

1. **Eligibility:** Not all capital projects are suited for debt financing. The City's strategy is to recommend debt financing only for infrastructure purposes. Large projects that provide assets with well-defined benefits to the community, have long asset lives and the ability to leverage additional financing elsewhere are eligible for debt financing.
2. **Sustainable Level of Borrowing:** For debt management purposes, the City shall limit external debt charges to a maximum of 10% of the City's total own source revenues. This guideline ensures that the debt service costs are sustainable within the operating budget. It protects against debt servicing becoming an increasing burden and a larger portion of the City's budget.
3. **Capital Out of Revenue Contributions:**

**Tax Supported Projects** - The City requires a down payment equal to 10% of the tax supported capital costs eligible for debt financing. This down payment reduces the amount to be borrowed and matches the approximate costs of one year's debt service to the year in which project is approved. As a result, Council will raise, through property taxes, an amount which will be equivalent of at least one year's debt charges for each particular tax supported project.

**Water / Wastewater Projects** - The capital from revenue contributions for Water/Wastewater projects include increasing revenue percentages over the next ten (10) years. Consistent with the Water / Wastewater Financial Plan, targets of at least 40/60 are intended to balance asset renewal and debt levels.

4. **Debenture Term considerations and Limitations:** Tax supported debentures may be issued for terms between 5 to 10 years. Debentures funding Water and Wastewater capital assets may be issued for terms up to 30 years. Debentures funding specific large projects, may in consultation with Council be issued for terms up to 30 years.

Furthermore, debt terms will be for no more than 75% of the Asset's useful life and the selection of term will consider available interest rates.

The capital out of revenue contributions of 7.5% for tax supported projects included in the 2024 Capital Budget are outside of the current Debt Management Strategy's guidance. These reduced rates will provide temporary relief to the 2024 Operating Budget. The debt funded projects remain in compliance with criteria 1 listed above.

The debt charges for 2026 are forecast to increase marginally above 10% of the City's own source revenues. In compliance with criteria 2 of the Strategy, the future year forecasts outlined below indicate that the debt charge ratio will move above 10%. These forecasts will be updated and the debt servicing ratios will continue to be monitored and reviewed with Council on a regular basis.

## Debt Management Strategy (Schedule Z)

The Municipal Act requires that a Municipality have a five-year capital financing forecast. Ontario Regulation 403/02 limits annual debt charges to no more than 25% of the City's own source revenues. Using this guideline, the City could increase its debt (approximately) by a further \$122.6 million based on an interest rate of 7%, which is the rate the Ministry of Municipal Affairs uses for illustrative purposes. (Calculation is provided on Schedule AA). Using a lower estimated borrowing rate of 5%, the City's additional debt capacity would be \$139.2 million.

The City Treasurer has updated the Debt Repayment Limit for the City, and the debenture amount proposed in the 2024 Capital Budget will not cause the City to exceed its limit.

In 2022, the City's debt charges were 9.1% of the City's own source revenues. Each year, the Ministry of Municipal Affairs, produces a financial indicator review that states that debt costs between 5% and 10% are considered moderate risk – which is where the City of St Catharines currently resides. Table 1 below reports the estimated impact of increased borrowing activities for the next five years.

**Table 1**

	2023	2024	2025	2026	2027	2028
Outstanding Debt (external)	\$104.76M	\$142.90M	\$166.90M	\$200.50M	\$217.80M	\$216.30M
Outstanding Debt (internal)	2.2M	1.5M	0.8M			
Debt per Household	1,802	2,404	2,755	3,253	3,488	3,420
Total Annual Debt Servicing	20.8M	19.6M	22.5M	26.8M	30.5M	32.1M
Debt Servicing as % of Own Source Revenues	9.12%	8.65%	9.73%	11.35%	12.66%	13.90%

Table 1 below shows the total debt charges as a percentage of own source revenues exceeding the 10% upper limit in 2026. There are many assumptions to determine this percentage, including the amount of debt to be issued, timing of the debt issuances and total amount of expenditures. The assumptions made are conservative. The forecasts are also impacted by the reduction in own source revenues in 2020 as a result of COVID-19. This projection assumes that future debt is issued for a 10-year term with an interest rate of 5%, or a 30 year term with an interest rate of 6%. Debt terms are consistent with the Council Approved Capital Financing and Debt Management Strategy. The interest rate on recent debentures issues has been increasing but still lower than our assumptions (2023 – 5.03% 30 year, 2022 – 3.80% 10 year, 2021 – 1.78% 10 year). Any changes made to any of the assumptions – whether that is timing, term or interest rate for debt issuances, or the level of capital spending supported by debt, will have an impact on the debt charges as a percentage of own source revenues, the projected debt balance and future tax levy impacts.

As the City continues to refine its Asset Management Plan and formulate its future debt needs these forecasts will be updated and the debt servicing will continue to be monitored and reviewed on a regular basis, for compliance with Council set limits.

## 2024 CAPITAL BUDGET -MUNICIPAL ACT DEBT LIMITS (SCHEDULE AA)

Calculation of Debt Charges:	(Per 2022 FIR schedule 81 )		
Total Principal		\$	15,087,010
Total Interest			3,868,752
			<u>18,955,762</u>
Payments of Long Term Commitments and Liabilities (SLC42 6010 01)			1,730,777
NET DEBT CHARGES		A	<u>\$ 20,686,539</u>
Calculation of Annual Repayment Limit:			
Total Revenue Fund Revenue (sch10 9910)		\$	273,989,270
Excluded Revenue Amounts			
Tile Drainage and Shoreline Assistance (SLC 12 1850 04)			-
Ontario Grants - incl. Grants for TCAs (SLC 10 0699 01+SLC 10 0810 01+ SLC10 0815 01)			(5,497,137)
Canada Grants - incl. Grants for TCAs (SLC 10 0820 01+SLC 10 0825 01)			(7,515,106)
Deferred Revenue Earned (Provincial Gas Tax) (SLC 10 830 01)			(1,834,087)
Deferred Revenue Earned (Canada Gas Tax) (SLC 10 831 01)			(1,581,405)
Other Municipalities including revenue for TCA (SLC 10 1098 01+SLC 101099 01)			(6,232,981)
Gain/Loss on sale of land & capital assets (SLC 10 1811 01)			(16,152)
Deferred revenue earned (Development Charges) (SLC 10 1812 01)			(180,650)
Deferred revenue earned (Development Charges) (SLC 10 1812 01)			(3,665)
Deferred revenue earned (Recreation Land(the planning act) (SLC 10 1813 01)			-
Other Deferred revenue earned (SLC 10 1814 01)			(24,509,389)
Donated Tangible Capital Assets (SLC 53 0610 01)			1,708,040
Increase/Decrease in Gov't Business Enterprise equity (SLC 10 1905 01)			(1,082,107)
			<u>(46,744,639)</u>
NET REVENUE FUND REVENUES		\$	<u>227,244,631</u>
25% OF NET REVENUE FUND REVENUE		B	<u>\$ 56,811,158</u>
Adjustments to Annual Repayment Limit			
ANNUAL REPAYMENT LIMIT UNDER REGULATION		C (B - A)	<u>\$ 36,124,619</u>
Unfinanced prior year capital projects/unissued debt (details in AA-1)			\$ 95,370,983
Capitalized Annual Repayment	Years	Rate	
	<u>10</u>	<u>5.00%</u>	
			D
			<u>\$12,350,979.00</u>
ADJUSTED ANNUAL REPAYMENT LIMIT		(C - D)	<u>\$ 23,773,640</u>
Remaining Debt Capacity			
Capitalized Debt Capacity			\$183,573,746.00
2024 Capital Budget			(44,323,003)
REMAINING DEBT CAPACITY			<u>\$139,250,743.00</u>

## 2024 CAPITAL BUDGET - SCHEDULE AA-1

## MUNICIPAL ACT DEBT LIMITS

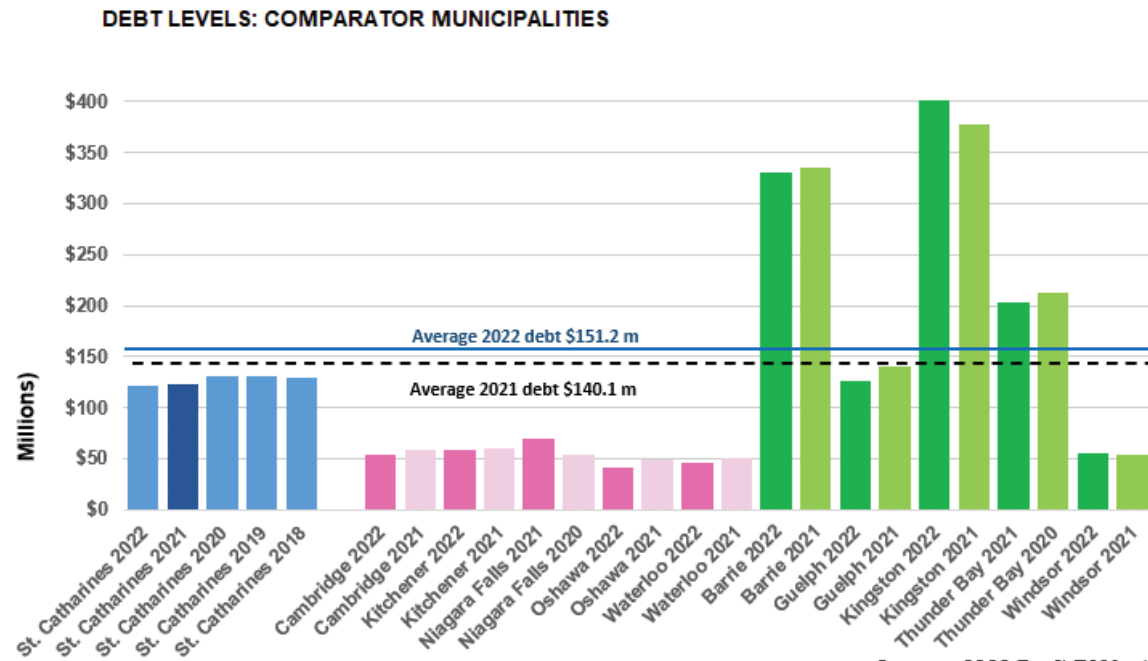
UNFINANCED PRIOR YEAR CAPITAL PROJECTS/UNISSUED DEBT  
(INCLUDES 2023 CAPITAL PROJECTS)

	<u>Debt Amount</u>
Administration & Operational Centres	\$ 12,143,183
Arenas and Recreational Facilities	6,721,410
Bridges and Culverts	1,292,196
Cemetery	38,017
Corporate Infrastructure	10,266,562
Fire	7,318,074
Fleet	1,127,000
Other Special Purpose Facilities	4,091,496
Parking Operations	737,972
Parks, Structures and Facilities	2,175,391
Pollution Control Plan	1,175,438
Regional Projects	351,900
Roads	25,077,843
Sanitary Sewer Collection	1,646,132
Shoreline Protection	479,700
Sidewalks, Walkways & Multi Use Pathways	4,062,329
Storm Sewer Collection (incl. Separation)	5,332,904
Water Distribution System	6,658,487
Watercourses	4,674,949
TOTAL	<u>\$ 95,370,983</u>

## Capital Budget and Debt – Municipal Comparators (Schedule AB)

Unlike Federal and Provincial budgets, municipal budgets are very capital intensive. Borrowing for capital projects provides many economic benefits for the future of the municipality, especially so, as choosing to be debt-free would result in substantially less infrastructure being renewed and available to the public. City Council has identified five single-tier and five lower-tier municipalities with similar characteristics to the City of St. Catharines, which are shown in Graph 1 below

**Graph 1. Debt Levels Comparator Municipalities**



Source: 2022 Draft BMA study

Table 2 below shows the City of St. Catharines debt burden for the last four years (including internal debt).

**Table 2 – City of St. Catharines Outstanding Debt (Millions)**

2019	\$131.1
2020	\$130.1
2021	\$123.0
2022	\$121.2

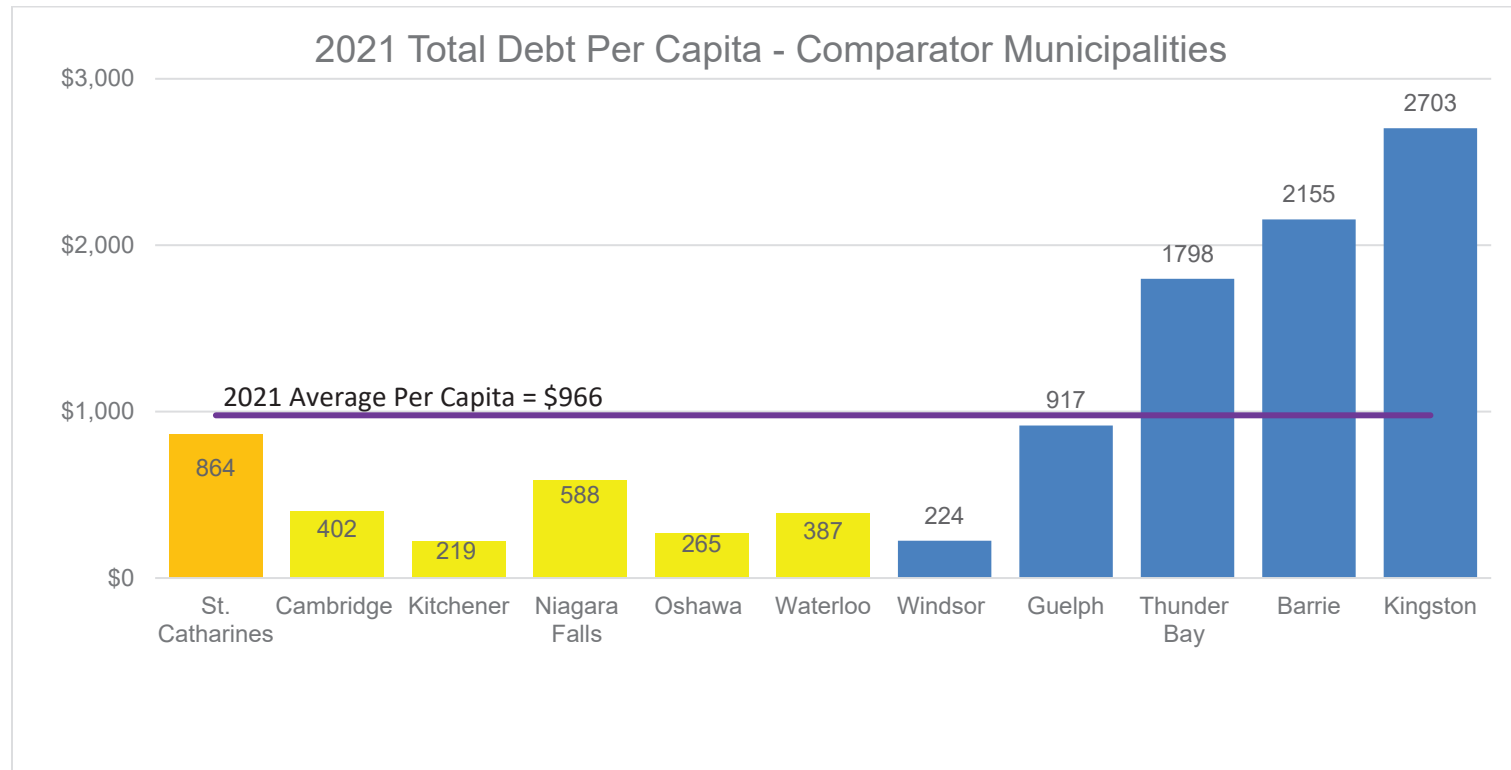
### Capital Budget and Debt – Municipal Comparators

Debt per capita is another common debt ratio. The latest data available from the 2022 BMA Study based on 2021 FIR data is shown in the Graph 2 below. The City of St. Catharines total debt outstanding per capita for 2021 was \$864, which is above the average for all reporting municipalities in the BMA study. The 2021 average for municipalities in the 2022 BMA Study was \$667.

Looking amongst our comparators the data is a bit different. The comparator municipalities’ average for 2021 was \$966.

St. Catharines outstanding debt per capita of \$924 for 2020 (2019 - \$933) is below the average for the Council approved municipal comparators. While St. Catharines’ debt is at the higher end of the comparators, it is still at a reasonable level in comparison to other municipalities, particularly older cities with similar aged infrastructure.

Graph 2. Debt Per Capita Comparator Municipalities



## Deferred Projects (Schedule AC)

As part of the annual Capital Budget process, all submitted projects are reviewed for alignment to corporate priorities, best asset management practices and urgency. This review is done with senior management, subject matter experts and project managers. The following table reflect the projects that have been deferred out of the multi-year capital budget into the forecast.

### 2024 Capital Budget

Project	Amount	Action	Rationale
Carlisle Street Parking Garage - Gate Upgrades	\$80,000	Removed	Parking program is under review.
Carlisle Street Parking Garage - Painting	\$110,000	Removed	Parking program is under review.
Grapeview Park - Baseball Diamond Field Lighting Upgrade	\$300,000	Deferred	Deferred to accommodate more critical projects aligned to the AMP.
Merritton Community Park - Lion Dunc Schooley Pool - Washroom Upgrades	\$750,000	Removed	Removed as a result of project consolidation.
New Supervisor Vehicle	\$100,000	Removed	Surplus vehicles under review.
Ontario Street Parking Garage - Implement Security	\$100,000	Removed	Expedited project in 2023 to resolve issues with OPSG security.
St. Catharines Public Library - Merritton Branch - Expansion	\$1,900,000	Removed	Removed as a result of project consolidation.
Merritton Stock Yard – New Garage	\$200,000	Removed	Removed per discussion with subject matter expert.
Lion Dunc Schooley Outdoor Pool Replacement	\$6,500,000	Removed	Removed as a result of project consolidation.

### 2025 Capital Budget

Project	Amount	Action	Rationale
Skateboard Park & Pump Track	\$750,000	Deferred	Deferred per discussion with subject matter expert.
Fleet Replacement Plan	\$1,515,000	Deferred	Deferred to accommodate more critical fleet aligned to the AMP.

### 2026 Capital Budget

Project	Amount	Action	Rationale
Berkley Park - Soccer Field Lighting Upgrade	\$375,000	Deferred	Deferred to accommodate more critical projects aligned to the AMP.
Carlisle Street Parking Garage - Gate Upgrades	\$80,000	Removed	Parking program is under review.
West Park - Soccer Field and Track Lighting Upgrade	\$1,050,000	Deferred	Deferred to accommodate more critical projects aligned to the AMP.





**2024-26 Capital Budget Sorted by Ward - Linear Projects  
(Schedule AD)**

Department Group	Project ID	Project Name	2024	2025	2026 Ward
Roads	ROD24005	Street Lights	-		Citywide
Roads	ROD24009	2024 Resurfacing Program	2,882,000.00		Citywide
Roads	ROD25004	Street Lights		105,000.00	Citywide
Roads	ROD24017	Traffic Signals (including pedestrian crossings)	70,000.00	418,250.00	470,875.00 Citywide
Roads	ROD25014	2025 Resurfacing Program		2,656,900.00	Citywide
Roads	ROD26003	Street Lights			110,250.00 Citywide
Roads	ROD26004	Priority Road Program			539,840.00 Citywide
Sanitary Sewer Collection System	SAN24001	Extraneous Flow Elimination	50,000.00	52,500.00	50,000.00 Citywide
Sanitary Sewer Collection System	SAN24002	Design for next years projects	50,000.00	52,500.00	50,000.00 Citywide
Sanitary Sewer Collection System	SAN24005	Sanitary Sewer Flushing & Reaming	25,000.00	25,000.00	25,000.00 Citywide
Sanitary Sewer Collection System	SAN24006	Sanitary Sewer Improvement Program	150,000.00		Citywide
Sanitary Sewer Collection System	SAN24007	Sanitary Sewer Reaming & Lining	376,100.00	525,000.00	1,653,750.00 Citywide
Sanitary Sewer Collection System	SAN24008	Sanitary Sewer Spot Repair Program	250,000.00	262,500.00	500,000.00 Citywide
Sanitary Sewer Collection System	SAN24009	Sewer CCTV Inspections	30,000.00	315,000.00	300,000.00 Citywide
Sanitary Sewer Collection System	SAN24010	Sewershed Analysis	10,000.00	10,500.00	11,025.00 Citywide
Sanitary Sewer Collection System	SAN25004	Sanitary Sewer Improvement Program		845,000.00	Citywide
Sanitary Sewer Collection System	SAN26001	Sanitary Sewer Improvement Program			4,451,381.00 Citywide
Sidewalks and Walkways & Mulit Use Pathways	ROD24001	2024 Sidewalk Replacement Program	360,000.00		Citywide
Sidewalks and Walkways & Mulit Use Pathways	ROD24002	2024 Walkway Improvements	50,000.00		Citywide
Sidewalks and Walkways & Mulit Use Pathways	ROD24003	New Sidewalk installation Program	135,000.00		Citywide
Sidewalks and Walkways & Mulit Use Pathways	ROD24005	Active Transportation	250,000.00	262,500.00	275,625.00 Citywide
Sidewalks and Walkways & Mulit Use Pathways	ROD25001	2025 Sidewalk Replacement Program		378,000.00	Citywide
Sidewalks and Walkways & Mulit Use Pathways	ROD25002	2025 Walkway Improvements		52,500.00	Citywide
Sidewalks and Walkways & Mulit Use Pathways	ROD25003	New Sidewalk installation Program		157,500.00	Citywide
Sidewalks and Walkways & Mulit Use Pathways	ROD25004	2025 Sidewalk Replacement Program		174,692.00	Citywide
Sidewalks and Walkways & Mulit Use Pathways	ROD26001	2026 Sidewalk Replacement Program			110,250.00 Citywide
Sidewalks and Walkways & Mulit Use Pathways	ROD26002	2026 Walkway Improvements			57,330.00 Citywide
Storm Sewer Collection Systems	STM24002	Design for next years projects	20,000.00	52,500.00	55,125.00 Citywide
Storm Sewer Collection Systems	STM24005	Sewer CCTV Inspections	4,800.00	105,000.00	110,250.00 Citywide
Storm Sewer Collection Systems	STM25005	Catch Basins and Storm Service Installations		157,500.00	165,375.00 Citywide
Storm Sewer Collection Systems	STM25008	Storm Sewer Improvement Program & Combined Sewer Separations		1,421,722.00	2,233,930.00 Citywide
Storm Sewer Collection Systems	STM25009	Storm Sewer Spot Repairs		105,000.00	110,250.00 Citywide
Water Distribution System (Watermains)	WAT24003	Design for Future Projects	50,000.00		Citywide
Water Distribution System (Watermains)	WAT24005	Priority WM Replacements as needed	2,267,731.00		Citywide
Water Distribution System (Watermains)	WAT24006	Storz Hydrant Port Conversions	500,000.00		Citywide
Water Distribution System (Watermains)	WAT24007	Valves, Hydrants & Services	50,000.00		Citywide
Water Distribution System (Watermains)	WAT25002	Design for Future Projects		50,000.00	Citywide
Water Distribution System (Watermains)	WAT25004	Priority WM Replacements as needed		4,600,903.00	Citywide
Water Distribution System (Watermains)	WAT25006	Storz Hydrant Port Conversions		500,000.00	Citywide
Water Distribution System (Watermains)	WAT25007	Valves, Hydrants & Services		50,000.00	Citywide
Water Distribution System (Watermains)	WAT26002	Priority WM Replacements as needed			4,476,762.00 Citywide
Water Distribution System (Watermains)	WAT26007	Design for Future Projects			50114 Citywide
Water Distribution System (Watermains)	WAT26008	Storz Hydrant Port Conversions			501023 Citywide

**2024-26 Capital Budget Sorted by Ward - Linear Projects  
(Schedule AD)**

Department Group	Project ID	Project Name	2024	2025	2026 Ward
Water Distribution System (Watermains)	WAT26009	Valves, Hydrants & Services			50114 Citywide
Bridges and Major Culverts	BRG25002	Parnell Road Culvert (C085S)		908,250.00	Grantham
Roads	P21-062	Eleanordale / Helm / Rochelle / Tavistock / Viking Road and Underground Improvements	71,600.00		Grantham
Roads	P22-063	Parnell Road Reconstruction		2,593,500.00	Grantham
Roads	ROD24016	Port Weller East Access	350,000.00		Grantham
Sanitary Sewer Collection System	P21-062	Eleanordale / Helm / Rochelle / Tavistock / Viking Road and Underground Improvements	142,000.00		Grantham
Sanitary Sewer Collection System	P22-063	Parnell Road Reconstruction		477,750.00	Grantham
Sanitary Sewer Collection System	P23-061	Brimley Crescent Road Rehabilitation & Underground Improvements	40,000.00		Grantham
Sanitary Sewer Collection System	SAN25008	Niagara/Old Oxford/Richelieu		891,450.00	Grantham
Storm Sewer Collection Systems	P21-062	Eleanordale/Helm/Rochelle/Tavistock/Viking		225,000.00	Grantham
Storm Sewer Collection Systems	P22-063	Parnell Road Reconstruction		777,000.00	Grantham
Storm Sewer Collection Systems	P23-061	Brimley Crescent Road Rehabilitation & Underground Improvements	378,450.00		Grantham
Storm Sewer Collection Systems	STM25010	Niagara/Old Oxford/Richelieu		275,173.00	Grantham
Water Distribution System (Watermains)	P21-062	Eleanordale / Helm / Rochelle / Tavistock / Viking Road and Underground Improvements	526,000.00		Grantham
Water Distribution System (Watermains)	P22-063	Parnell Road Reconstruction	1,285,500.00		Grantham
Water Distribution System (Watermains)	P22-100	Keistan Drive	104,000.00		Grantham
Water Distribution System (Watermains)	P23-061	Brimley Crescent Road Rehabilitation & Underground Improvements		318,150.00	Grantham
Water Distribution System (Watermains)	P23-102	Adel/Donalda/Dundalk/Regent/Rainbow		474,600.00	Grantham
Water Distribution System (Watermains)	WAT25008	Bunting/Lakeshore/Watkins/Yonge		179,279.00	1,066,711.00 Grantham
Water Distribution System (Watermains)	WAT25009	Niagara/Old Oxford/Richelieu		335,606.00	1,996,855.00 Grantham
Bridges and Major Culverts	BRG25003	Secord Creek Culvert (C114M) Replacement		362,250.00	Merritton
Bridges and Major Culverts	BRG25004	Secord Creek Culvert (C115M) Replacement		362,250.00	Merritton
Bridges and Major Culverts	BRG26001	Disher St Bridge (B010S) Condition Survey & Detailed Design			82,688.00 Merritton
Bridges and Major Culverts	P19-066	Moffatt Secondary Access - Construction	1,600,000.00		Merritton
Roads	P17-067	St.David's/Townline Reconstruction	2,200,000.00		Merritton
Roads	P18-061	Gale Crescent road and underground improvements		1,953,000.00	Merritton
Roads	P22-001	Mitchell / Morgan / Richmond	331,000.00		Merritton
Roads	P22-062	Pinecrest Ave. Reconstruction	422,000.00		Merritton
Roads	P22-123	Rockwood Ave Culvert (C117M) Replacement & Road Resurfacing	17,000.00		Merritton
Roads	P23-101	Dundas / Leeson	48,500.00		Merritton
Roads	P23-103	Briarsdale/Donlon	38,000.00		Merritton
Roads	ROD24012	Oakdale Ave Roadworks	227,500.00	1,005,500.00	Merritton
Roads	ROD24015	Merritt Street Road Resurfacing & Narrowing	265,000.00		Merritton
Sanitary Sewer Collection System	P18-061	Gale Crescent road and underground improvements		939,750.00	Merritton
Sanitary Sewer Collection System	P21-001	Princess / Westchester Underground Improvements	1,340,000.00		Merritton
Sanitary Sewer Collection System	P22-001	Mitchell / Morgan / Richmond	2,044,920.00		Merritton
Sanitary Sewer Collection System	P23-001	Phelps/Turner/Smythe	130,000.00		Merritton
Sanitary Sewer Collection System	SAN24004	Oakdale Ave Roadworks	2,554.00	15,195.00	Merritton
Sidewalks and Walkways & Mulit Use Pathways	P18-061	Gale Crescent road and underground improvements		315,000.00	Merritton
Sidewalks and Walkways & Mulit Use Pathways	P23-068	Active Transportation Priorities	1,112,000.00	268,800.00	Merritton
Sidewalks and Walkways & Mulit Use Pathways	RN Glendale	Region - Glendale Avenue RR89 improvements	490,000.00		Merritton
Sidewalks and Walkways & Mulit Use Pathways	ROD24004	Active Transportation Priorities	135,663.00		Merritton
Sidewalks and Walkways & Mulit Use Pathways	ROD25005	Active Transportation Priorities		705,246.00	817,683.00 Merritton

**2024-26 Capital Budget Sorted by Ward - Linear Projects  
(Schedule AD)**

Department Group	Project ID	Project Name	2024	2025	2026 Ward	
Sidewalks and Walkways & Mulit Use Pathways	ROD25006	Oakdale Ave Roadworks		288,750.00	Merritton	
Storm Sewer Collection Systems	P18-061	Gale Crescent road and underground improvements		1,328,250.00	Merritton	
Storm Sewer Collection Systems	P21-001	Princess / Westchester Underground Improvements	380,000.00		Merritton	
Storm Sewer Collection Systems	P22-001	Mitchell / Morgan / Richmond		1,068,900.00	Merritton	
Storm Sewer Collection Systems	STM25007	Oakdale Ave Roadworks		42,746.00	Merritton	
Water Distribution System (Watermains)	P18-063	Merritt Street	1,107,000.00		Merritton	
Water Distribution System (Watermains)	P21-001	Princess / Westchester Underground Improvements	233,000.00		Merritton	
Water Distribution System (Watermains)	P21-002	Bartlet/perma	218,000.00		Merritton	
Water Distribution System (Watermains)	P22-001	Mitchell / Morgan / Richmond	1,063,240.00		Merritton	
Water Distribution System (Watermains)	P23-001	Phelps/Turner/Smythe	100,000.00		Merritton	
Water Distribution System (Watermains)	P23-101	Dundas / Leeson		276,150.00	Merritton	
Water Distribution System (Watermains)	P23-103	Briarsdale/Donlon		169,050.00	Merritton	
Water Distribution System (Watermains)	P23-107	Carriage Grove		337,050.00	Merritton	
Water Distribution System (Watermains)	WAT24002	Cost Sharing with Development to loop watermain	269,100.00		Merritton	
Roads	P17-068	Terry Lane Reconstruction	140,000.00		Port Dalhousie	
Roads	P22-064	Blue Spruce / Huntingwood	18,700.00		Port Dalhousie	
Roads	P23-067	Third Street / Old Martindale Road Reconstruction		1,283,625.00	2,767,275.00	Port Dalhousie
Roads	ROD25012	Tasker St Reconstruction		99,750.00	Port Dalhousie	
Sanitary Sewer Collection System	RNxx-ONT	Region - Ontario Street (RR42) Reconstruction	245,000.00		Port Dalhousie	
Sanitary Sewer Collection System	SAN25007	Tasker St Reconstruction		68,250.00	Port Dalhousie	
Sidewalks and Walkways & Mulit Use Pathways	RNxx-MAR	Region - Martindale Road JR Stock Bridge at Richardson Creek	150,000.00		Port Dalhousie	
Sidewalks and Walkways & Mulit Use Pathways	ROD24007	RR 38 Martindale Road, JR Stork Bridge Replacement	180,000.00		Port Dalhousie	
Storm Sewer Collection Systems	P17-068	Terry Lane Reconstruction	100,000.00		Port Dalhousie	
Storm Sewer Collection Systems	RNxx-ONT	Region - Ontario Street (RR42) Reconstruction	704,000.00		Port Dalhousie	
Water Distribution System (Watermains)	P17-068	Terry Lane Reconstruction	125,000.00		Port Dalhousie	
Water Distribution System (Watermains)	P22-064	Blue Spruce / Huntingwood	78,000.00		Port Dalhousie	
Water Distribution System (Watermains)	P23-104	Kimbermount/Lake/Monique		462,000.00	Port Dalhousie	
Bridges and Major Culverts	P15-122	Third Street Louth Culvert Replacement	100,000.00		St. Andrew's	
Roads	P15-122	Third Street Louth Culvert Replacement	500,000.00		St. Andrew's	
Roads	P20-065	New Access Road	405,000.00		St. Andrew's	
Roads	P21-004	Forest Hill / Hillcrest / Rockcliffe Underground Improvements	1,250,000.00		St. Andrew's	
Roads	ROD24008	Glen Morris Dr Slope Repair	480,000.00		St. Andrew's	
Roads	ROD24011	Lloyd Street Re-Construction	800,000.00		St. Andrew's	
Roads	ROD24013	Village Road Reconstruction	64,000.00	273,000.00	St. Andrew's	
Roads	ROD25008	Castlewood/Riverview Re-Construction		397,425.00	St. Andrew's	
Roads	ROD25009	First Street Louth Road improvements (R1)		505,575.00	3,008,171.00	St. Andrew's
Roads	ROD26005	St. Paul Crescent Watermain Replacement			472,973.00	St. Andrew's
Sanitary Sewer Collection System	P21-004	Forest Hill / Hillcrest / Rockcliffe Underground Improvements	2,180,000.00		St. Andrew's	
Sanitary Sewer Collection System	RNxx-LTH	Region - Louth Street (RR72) Reconstruction		2,023,600.00	St. Andrew's	
Sanitary Sewer Collection System	SAN24003	Lloyd Street Re-Construction	1,451,831.00		St. Andrew's	
Sanitary Sewer Collection System	SAN25001	Castlewood/Riverview Re-Construction		50,925.00	St. Andrew's	
Sanitary Sewer Collection System	SAN25003	Glendale Avenue Watermain Replacement		1,239,000.00	St. Andrew's	
Sanitary Sewer Collection System	SAN25006	St. Paul Crescent Watermain Replacement		47,250.00	408,313.00	St. Andrew's

**2024-26 Capital Budget Sorted by Ward - Linear Projects  
(Schedule AD)**

Department Group	Project ID	Project Name	2024	2025	2026 Ward
Sidewalks and Walkways & Mulit Use Pathways	P21-004	Forest Hill / Hillcrest / Rockcliffe Underground Improvements	295,000.00		St. Andrew's
Sidewalks and Walkways & Mulit Use Pathways	RNxx-LTH	Region - Louth Street (RR72) Reconstruction		415,800.00	St. Andrew's
Sidewalks and Walkways & Mulit Use Pathways	ROD24006	Lloyd Street Re-Construction	175,000.00		St. Andrew's
Sidewalks and Walkways & Mulit Use Pathways	ROD24008	Glen Morris Dr Slope Repair	120,000.00		St. Andrew's
Storm Sewer Collection Systems	P20-065	New Access Road	134,000.00		St. Andrew's
Storm Sewer Collection Systems	P21-004	Forest Hill / Hillcrest / Rockcliffe Underground Improvements	1,090,000.00		St. Andrew's
Storm Sewer Collection Systems	RNxx-LTH	Region - Louth Street (RR72) Reconstruction		434,548.00	St. Andrew's
Storm Sewer Collection Systems	STM24003	Glen Morris Dr Slope Repair	220,000.00		St. Andrew's
Storm Sewer Collection Systems	STM24004	Lloyd Street Re-Construction	88,000.00		St. Andrew's
Storm Sewer Collection Systems	STM24006	Village Road Reconstruction	8,850.00	52,658.00	St. Andrew's
Storm Sewer Collection Systems	STM25004	Castlewood/Riverview Re-Construction		14,249.00	St. Andrew's
Storm Sewer Collection Systems	STM25006	Glendale Avenue Watermain Replacement		308,306.00	St. Andrew's
Storm Sewer Collection Systems	STM26001	Dexter/Henrietta/Lisgar/Morris			448,182.00 St. Andrew's
Water Distribution System (Watermains)	P19-065	Ridley Road Realignment And Road	503,000.00		St. Andrew's
Water Distribution System (Watermains)	P20-062	Scarth Road	52,500.00		St. Andrew's
Water Distribution System (Watermains)	P20-101	Jacobson Avenue	336,000.00		St. Andrew's
Water Distribution System (Watermains)	P21-004	Forest Hill / Hillcrest / Rockcliffe Underground Improvements	603,000.00		St. Andrew's
Water Distribution System (Watermains)	P23-106	Jasmine/Josephine		220,500.00	St. Andrew's
Water Distribution System (Watermains)	WAT24001	Adelene/Glendale	261,105.00	1,553,574.00	St. Andrew's
Water Distribution System (Watermains)	WAT24004	Lloyd Street Re-Construction	141,278.00	840,602.00	St. Andrew's
Water Distribution System (Watermains)	WAT24008	Watermain Accross Twelve Mile Creek	976,250.00		St. Andrew's
Water Distribution System (Watermains)	WAT25001	Castlewood/Riverview Re-Construction		253,379.00	1,507,600.00 St. Andrew's
Water Distribution System (Watermains)	WAT25005	St. Paul Crescent Watermain Replacement		285,197.00	1,796,918.00 St. Andrew's
Water Distribution System (Watermains)	WAT25010	Bailey/Galbriath/Hillview/Kinsey/Power Glen		500,338.00	2,679,508.00 St. Andrew's
Water Distribution System (Watermains)	WAT25012	Louth Street Re-Construction		1,207,500.00	St. Andrew's
Water Distribution System (Watermains)	WAT26004	Dexter/Henrietta/Lisgar/Morris			465,428.00 St. Andrew's
Bridges and Major Culverts	BRG25001	Niagara Street Pedestrian Bridge E (P052S)		84,000.00	St. George's
Roads	P21-100	Flanders Watermain Improvements	128,000.00		St. George's
Roads	P21-101	Greenmeadow / Wood Underground Improvements	111,500.00		St. George's
Roads	P23-062	Facer Street road and underground improvements			2,062,063.00 St. George's
Roads	P23-064	Welland Canal Parkway Road Rehabilitation & Drainage Improvements	1,050,000.00		St. George's
Roads	ROD24010	Facer Street road and underground improvements	400,000.00		St. George's
Sanitary Sewer Collection System	P23-062	Facer Street road and underground improvements			631,375.00 St. George's
Sanitary Sewer Collection System	RNxx-NIA	Region - Niagara Street (RR48) Reconstruction			1,433,250.00 St. George's
Sanitary Sewer Collection System	SAN26002	Carlton/Welland			82,688.00 St. George's
Sidewalks and Walkways & Mulit Use Pathways	P23-062	Facer Street road and underground improvements			336,263.00 St. George's
Sidewalks and Walkways & Mulit Use Pathways	RNxx-NIA	Region - Niagara Street (RR48) Reconstruction			589,838.00 St. George's
Sidewalks and Walkways & Mulit Use Pathways	ROD25007	QEW Syway Twinning		288,750.00	St. George's
Storm Sewer Collection Systems	P21-101	Greenmeadow / Wood Underground Improvements	687,000.00		St. George's
Storm Sewer Collection Systems	P23-062	Facer Street road and underground improvements			543,175.00 St. George's
Storm Sewer Collection Systems	RNxx-NIA	Region - Niagara Street (RR48) Reconstruction			1,096,712.00 St. George's
Water Distribution System (Watermains)	P21-100	Flanders Watermain Improvements	143,000.00		St. George's
Water Distribution System (Watermains)	P21-101	Greenmeadow / Wood Underground Improvements	585,000.00		St. George's

**2024-26 Capital Budget Sorted by Ward - Linear Projects  
(Schedule AD)**

<b>Department Group</b>	<b>Project ID</b>	<b>Project Name</b>	<b>2024</b>	<b>2025</b>	<b>2026 Ward</b>
Water Distribution System (Watermains)	P23-100	Welland Avenue		601,650.00	St. George's
Water Distribution System (Watermains)	WAT26005	Buchanan/Kamla/Scott/Dwyer			500437 St. George's
Water Distribution System (Watermains)	WAT26006	Carlton/Welland			728464 St. George's
Roads	P22-061	James Street		657,300.00	St. Patrick's
Roads	ROD24014	York St Re-construction	480,000.00		St. Patrick's
Roads	ROD25010	Geneva St Reconstruction		178,500.00	St. Patrick's
Sanitary Sewer Collection System	P22-061	James Street		232,050.00	St. Patrick's
Sanitary Sewer Collection System	SAN24011	York St Re-construction	889,461.00		St. Patrick's
Sanitary Sewer Collection System	SAN25002	Geneva St Reconstruction		132,300.00	St. Patrick's
Sanitary Sewer Collection System	SAN25009	Alpine/Lily/Violet		603,750.00	St. Patrick's
Sidewalks and Walkways & Mult Use Pathways	P22-061	James Street		222,600.00	St. Patrick's
Sidewalks and Walkways & Mult Use Pathways	RNxx-ONT2	Region - Ontario Street (RR42) - south of QEW		256,200.00	St. Patrick's
Storm Sewer Collection Systems	P22-061	James Street		84,000.00	St. Patrick's
Water Distribution System (Watermains)	P21-003	Ontario Street	1,376,000.00		St. Patrick's
Water Distribution System (Watermains)	P22-061	James Street			448,718.00 St. Patrick's
Water Distribution System (Watermains)	P23-105	Mohawk/Scott/Village Green		423,150.00	St. Patrick's
Water Distribution System (Watermains)	RN20-stp	St. Paul Street at CNR Bridge Replacement	577,000.00		St. Patrick's
Water Distribution System (Watermains)	WAT24009	York St Re-construction	230,297.00	1,072,767.00	St. Patrick's
Water Distribution System (Watermains)	WAT25003	Geneva St Reconstruction		70,639.00	420,301.00 St. Patrick's
Water Distribution System (Watermains)	WAT25011	Alpine/Lily/Violet		737,920.00	St. Patrick's
Water Distribution System (Watermains)	WAT26001	Beech St Reconstruction			251,471.00 St. Patrick's





**2024-26 Capital Budget Sorted by Ward - Other Projects  
(Schedule AE)**

Department Group	Project ID	Project Name	2024	2025	2026 Ward
Community, Recreation and Culture Services	CRC24006	Multi-Use Recreational Facility Feasibility Study	400,000.00		Citywide
Community, Recreation and Culture Services	CRC24009	Culture Plan Implementation of Recommendations	25,000.00		Citywide
Community, Recreation and Culture Services	CRC25008	Sports Field Strategy Implementation of Recommendations		650,000.00	Citywide
Community, Recreation and Culture Services	CRC25009	Culture Plan Implementation of Recommendations		26,000.00	Citywide
Community, Recreation and Culture Services	CRC26001	Project Consolidation			4,000,000.00 Citywide
Community, Recreation and Culture Services	CRC26009	Sports Field Strategy Implementation of Recommendations			650,000.00 Citywide
Community, Recreation and Culture Services	CRC26010	Culture Plan Implementation of Recommendations			27,000.00 Citywide
	PCR21-05- 1 &				
Community, Recreation and Culture Services	PCR22-04	Parks Legacy Fund	250,000.00	250,000.00	250,000.00 Citywide
Community, Recreation and Culture Services	PRC20-04	Memorial Bench Program (Additional Benches)			90,000.00 Citywide
Community, Recreation and Culture Services		Memorial Bench Program (Year 5 of 6)	80,000.00		Citywide
Community, Recreation and Culture Services		Memorial Bench Program (Year 6 of 6)		85,000.00	Citywide
Community, Recreation and Culture Services	PRC22-03	Environmentally Friendly Hanging Baskets Program (Year 3 of 3)	35,000.00		Citywide
Corporate Infrastructure	CRP24001	Network Segmentation	450,000.00		Citywide
Corporate Infrastructure	CRP24002	PAC Network and Wireless upgrade	200,000.00		Citywide
Corporate Infrastructure	CRP24004	Genetec Archiver / Storage upgrades	100,000.00		Citywide
Corporate Infrastructure	CRP24007	Enhanced & Upgraded Information Security Awareness Platform	40,000.00		Citywide
Corporate Infrastructure	CRP24008	Business Continuity Planning Software	50,000.00		Citywide
Corporate Infrastructure	CRP24009	Agenda Notes Replacement	50,000.00		Citywide
Corporate Infrastructure	CRP24010	Incident Response Plan Development and Testing	100,000.00		Citywide
Corporate Infrastructure	CRP25001	Cloud Security Controls Implementation		500,000.00	Citywide
Corporate Infrastructure	CRP25003	Genetec Access Control upgrade for other facilities		141,000.00	Citywide
Corporate Infrastructure	CRP25004	Cybersecurity Risk Assessment and Management		100,000.00	Citywide
Corporate Infrastructure	CRP25005	Security Operations Center (SOC) Implementation		1,000,000.00	Citywide
Corporate Infrastructure	CRP25006	Water Billing Software Replacement		1,300,000.00	Citywide
Corporate Infrastructure	CRP25007	Weather Station		250,000.00	Citywide
Corporate Infrastructure	CRP26001	Data Centre C7000 chassis and Blades replacement			1,000,000.00 Citywide
Corporate Infrastructure	CRP26002	Vulnerability Management Program			300,000.00 Citywide
Corporate Infrastructure	CRP26003	Cloud Access Security Broker (CASB)			100,000.00 Citywide
Corporate Infrastructure	CRP26004	Data Centre 3par upgrade			500,000.00 Citywide
Corporate Infrastructure	CRP26005	Replace Digital Signage Screens			60,000.00 Citywide
Corporate Infrastructure	PCI17-1	PeopleSoft Implementation	900,000.00	450,000.00	Citywide
Corporate Infrastructure	PCI18-01	Document Management System		43,000.00	Citywide
Corporate Infrastructure	ST21-10	ARMS project - Mobile Devices and Budget top up	650,000.00		Citywide
Fire Services	FIR24001	Washroom Trailer	40,000.00		Citywide
Fire Services	FIR24002	Fire Watercraft - B1	60,000.00		Citywide
Fire Services	FIR24003	P2 (Unit #11 - 2005 Sutphen Series) & Budget Top-up for 2004 Sutphen Aerial Unit 26	2,536,230.00		Citywide
Fire Services	FIR24004	Bunker Gear Equipment	103,000.00	142,000.00	109,000.00 Citywide
Fire Services	FIR26001	Unit #27 - 2007 Sutphen 100' aerial			2,127,300.00 Citywide
Fleet	FLT24001	Fleet Replacement Plan for Water/Waste Water	300,000.00	490,000.00	690,000.00 Citywide
Fleet	FLT24002	Fleet Replacement Plan for Municipal Works and EFES	2,715,000.00	2,709,000.00	2,840,000.00 Citywide
Fleet	FLT24003	Fleet Replacement Plan for Fire	245,000.00		150,000.00 Citywide
Natural Assets	PRC20-01	Tree Planting Program	380,000.00	385,000.00	390,000.00 Citywide

**2024-26 Capital Budget Sorted by Ward - Other Projects  
(Schedule AE)**

Department Group	Project ID	Project Name	2024	2025	2026 Ward
Natural Assets	SHO24001	City Owned Shoreline Protection Review Study	100,000.00		Citywide
Pollution Control	POL24001	Pollution Control Priority Program	1000000	1000000	1000000 Citywide
Buildings and Facilities (Including Accessibility)	FAC24006	Happy Rolphs Bird Sanctuary - Barn Grading	100,000.00		Grantham
Buildings and Facilities (Including Accessibility)	FAC24007	Happy Rolphs Bird Sanctuary - Horse Shelter Power	10,000.00		Grantham
Buildings and Facilities (Including Accessibility)	FAC24008	Happy Rolphs Bird Sanctuary - Pond Pump and Aeration System Replacement	30,000.00		Grantham
Buildings and Facilities (Including Accessibility)	FAC26005	Happy Rolphs Bird Sanctuary - Barn Electrical Upgrades			100,000.00 Grantham
Buildings and Facilities (Including Accessibility)	FAC26006	Happy Rolphs Bird Sanctuary - Barn Rehabilitation			100,000.00 Grantham
Buildings and Facilities (Including Accessibility)	FAC26007	Happy Rolphs Bird Sanctuary - Parking Lot Expansion			275,000.00 Grantham
Buildings and Facilities (Including Accessibility)	FAC26014	Malcomson Eco Park - Parking Lot Surfacing			425,000.00 Grantham
Buildings and Facilities (Including Accessibility)	P22-150	Municipal (Sunset) Beach - Site	800,000.00		Grantham
Community, Recreation and Culture Services	CRC24001	Parks Renewal Plan - Sunset Beach Playground	531,000.00		Grantham
Community, Recreation and Culture Services	CRC24003	Parks Renewal Plan - Lakeview Park Basketball Court	191,000.00		Grantham
Community, Recreation and Culture Services	CRC25003	Parks Renewal Plan - Guy Road Park Multi-Use Court & Playground		705,000.00	Grantham
Community, Recreation and Culture Services	CRC26003	Parks Renewal Plan - Realty Park Playground			340,000.00 Grantham
Fire Services	FIR26002	Fire Station No. 6 - Addition and Renovation			2,500,000.00 Grantham
Fire Services	FIR26003	Fire Station No. 6 - Roof Replacement			30,000.00 Grantham
Natural Assets	P21-129	Spring Garden Creek Construction	400,000.00	210,000.00	Grantham
Natural Assets	SHO24002	Newport ROW	156,000.00	1,890,000.00	Grantham
Buildings and Facilities (Including Accessibility)	CEM24001	Victoria Lawn Cemetery - New Columbarium	80,000.00		Merritton
Buildings and Facilities (Including Accessibility)	CEM25001	Victoria Lawn Cemetery - New Mausoleum		3,200,000.00	Merritton
Buildings and Facilities (Including Accessibility)		Victoria Lawn Cemetery - New Mausoleum - Allowance for Accessible Washroom		600,000.00	Merritton
Buildings and Facilities (Including Accessibility)	FAC24027	Merritton Arena - Upper Floor HVAC Upgrades	70,000.00		Merritton
Buildings and Facilities (Including Accessibility)	FAC24028	Merritton Arena Sound/Paging system	20,000.00		Merritton
Buildings and Facilities (Including Accessibility)	FAC24029	Merritton Community Centre - Accessible Entrance Upgrades	500,000.00		Merritton
Buildings and Facilities (Including Accessibility)	FAC24030	Merritton Community Centre - Stair Lift Upgrades	100,000.00		Merritton
Buildings and Facilities (Including Accessibility)	FAC24031	Merritton Community Park - Tennis Court Lighting and Musco Controls	250,000.00		Merritton
Buildings and Facilities (Including Accessibility)	FAC24032	Merritton Stock Yard - Lighting	50,000.00		Merritton
Buildings and Facilities (Including Accessibility)	FAC24033	Merritton Stock Yard - Concrete Pad	200,000.00		Merritton
Buildings and Facilities (Including Accessibility)	FAC24034	Merritton Stock Yard - New Gates	50,000.00		Merritton
Buildings and Facilities (Including Accessibility)	FAC24040	St. Catharines Municipal Golf Course - Accessibility Upgrades	250,000.00		Merritton
Buildings and Facilities (Including Accessibility)	FAC25002	Merritton Arena - Concrete Sidewalk Replacement		50,000.00	Merritton
Buildings and Facilities (Including Accessibility)	FAC25003	Merritton Arena - Flooring Replacement	-	100,000.00	Merritton
Buildings and Facilities (Including Accessibility)	FAC25004	Merritton Arena - Roof Replacement		400,000.00	Merritton
Buildings and Facilities (Including Accessibility)	FAC25005	Merritton Arena - Upper Floor Renovations		250,000.00	Merritton
Buildings and Facilities (Including Accessibility)	FAC26015	Merritton Arena - New Scoreboard		-	20,000.00 Merritton
Buildings and Facilities (Including Accessibility)	FAC26016	Merritton Community Park - Bleacher Guardrail Replacement			125,000.00 Merritton
Buildings and Facilities (Including Accessibility)	FAC26017	Merritton Community Park - Fencing Replacement			220,000.00 Merritton
Buildings and Facilities (Including Accessibility)	MUS24001	St. Catharines Museum - Electronic blinds in the Lockview Lounge	10,000.00	10,000.00	10,000.00 Merritton
Buildings and Facilities (Including Accessibility)	MUS24002	St. Catharines Museum - Window Replacements	60,000.00		Merritton
Buildings and Facilities (Including Accessibility)	MUS24003	St. Catharines Museum - Roof Replacement	750,000.00		Merritton
Buildings and Facilities (Including Accessibility)	MUS26001	St. Catharines Museum - HVAC Upgrades			1,000,000.00 Merritton
Buildings and Facilities (Including Accessibility)	MUS26002	St. Catharines Museum - Elevator Modernization			750,000.00 Merritton
Buildings and Facilities (Including Accessibility)	P23-141	Merritton Community Park - Baseball Diamond Lighting Upgrade	350,000.00		Merritton



**2024-26 Capital Budget Sorted by Ward - Other Projects  
(Schedule AE)**

Department Group	Project ID	Project Name	2024	2025	2026 Ward
Community, Recreation and Culture Services	CRC24004	Parks Renewal Plan - Clifford's Creek Park Basketball Court	170,000.00		Merritton
Community, Recreation and Culture Services	CRC24008	Totem Pole Relocation	150,000.00		Merritton
Community, Recreation and Culture Services	CRC25001	Parks Renewal Plan - Barley Drive Park Playground		300,000.00	Merritton
Community, Recreation and Culture Services	CRC26005	Parks Renewal Plan - Wembly Drive Park Basketball Court & Playground			444,000.00 Merritton
Fire Services	FIR24005	Fire Station No. 4 - Dispatch Upgrades for NG911	1,100,000.00		Merritton
Fire Services	FIR25002	Fire Station No. 4 - Security Upgrades	-	50,000.00	Merritton
Fleet	FLT24004	Ice Resurfacer & Charger - Electric (Merritton Arena)	170,000.00		Merritton
Fleet	FLT24005	Bylaw Enforcement Vehicles and Chargers - Electric (Merritton Arena)	410,000.00		Merritton
Natural Assets	P19-131	Old Welland Canal Lockwall Stabilization	1,000,000.00		Merritton
Buildings and Facilities (Including Accessibility)	ABC24010	St. Catharines Public Library - Port Dalhousie Branch - Exterior Restoration	150,000.00		Port Dalhousie
Buildings and Facilities (Including Accessibility)	ABC26003	St. Catharines Public Library - Port Dalhousie Branch - Accessibility Upgrades			200,000.00 Port Dalhousie
Buildings and Facilities (Including Accessibility)	ABC26004	St. Catharines Public Library - Port Dalhousie Branch - Lighting Upgrade			25,000.00 Port Dalhousie
Buildings and Facilities (Including Accessibility)	FAC24001	Bill Burgoyne Arena - Energy Efficiency Improvements	300,000.00		Port Dalhousie
Buildings and Facilities (Including Accessibility)	FAC24004	Dalhousie House - Roof Replacement	80,000.00		Port Dalhousie
Buildings and Facilities (Including Accessibility)	FAC24012	Lake Street Service Centre - Electric Vehicle Charge Stations	15,000.00		Port Dalhousie
Buildings and Facilities (Including Accessibility)	FAC24013	Lake Street Service Centre - Roof Replacement	400,000.00		Port Dalhousie
Buildings and Facilities (Including Accessibility)	FAC24014	Lake Street Service Centre - Salt Dome/Wash Bay Fabric Replacement	300,000.00		Port Dalhousie
Buildings and Facilities (Including Accessibility)	FAC24015	Lake Street Service Centre - Yard Security	100,000.00		Port Dalhousie
Buildings and Facilities (Including Accessibility)	FAC24016	Lakeside Park - Carousel - Upgrades	110,000.00		Port Dalhousie
Buildings and Facilities (Including Accessibility)	FAC24017	Lakeside Park - Pier Signage	8,000.00		Port Dalhousie
Buildings and Facilities (Including Accessibility)	FAC24023	Lock Tender's Shanty - Roof Replacement	10,000.00		Port Dalhousie
Buildings and Facilities (Including Accessibility)	FAC24024	Lockhart Point - Lock Wall Restoration	75,000.00		Port Dalhousie
Buildings and Facilities (Including Accessibility)	FAC24035	Port Dalhousie Lions Park - Pool - Change Room Upgrades	40,000.00		Port Dalhousie
Buildings and Facilities (Including Accessibility)	FAC25001	Lakeside Park - Bandshell Upgrades		45,000.00	Port Dalhousie
Buildings and Facilities (Including Accessibility)	FAC26008	Jaycee Park Garage - Roof Replacement			120,000.00 Port Dalhousie
Buildings and Facilities (Including Accessibility)	FAC26009	Lake Street Service Centre - Garbage Enclosure			50,000.00 Port Dalhousie
Buildings and Facilities (Including Accessibility)	FAC26010	Lake Street Service Centre - Truck Bay Floor Repairs			1,100,000.00 Port Dalhousie
Buildings and Facilities (Including Accessibility)	P22-139	Bill Burgoyne Arena - Cladding, Lighting, HVAC and Foundation Repairs - Additional Funds	580,000.00		Port Dalhousie
Community, Recreation and Culture Services	CRC24010	Jaycee Gardens Park Streetscape Improvements	130,000.00		Port Dalhousie
Community, Recreation and Culture Services	CRC24011	Carousel Organ Restoration	50,000.00		Port Dalhousie
Community, Recreation and Culture Services	CRC25006	Port Dalhousie Splashpad, Sun Shelter & Washroom		1,800,000.00	Port Dalhousie
Community, Recreation and Culture Services	CRC26007	Port Dalhousie Outdoor Pool Replacement			6,500,000.00 Port Dalhousie
Natural Assets	P20-132	Abbey Mews - Fisheries Compensation Plan	100,000.00		Port Dalhousie
Natural Assets	SHO25001	Brock Street ROW		35,700.00	429,975.00 Port Dalhousie
Natural Assets	SHO25002	Lake Street ROW		35,700.00	429,975.00 Port Dalhousie
Natural Assets	SHO25003	Simcoe Street ROW		35,700.00	429,975.00 Port Dalhousie
Natural Assets	SHO26001	Lakefront Park (Clifton Court)			490,613.00 Port Dalhousie
Natural Assets	SHO26002	October Drive Development			16,538.00 Port Dalhousie
Natural Assets	STM25001	Beverly Hills Creek Construction			463,050.00 Port Dalhousie
Natural Assets		Beverly Hills Creek EA/Design		136500	Port Dalhousie
Buildings and Facilities (Including Accessibility)	CAR26002	Westchester Parking Lot - Reconstruction			325,000.00 St. Andrew's
Buildings and Facilities (Including Accessibility)	FAC24009	Joe McCaffery Park - Baseball Diamond Lighting Upgrade	750,000.00		St. Andrew's
Buildings and Facilities (Including Accessibility)	FAC24036	Seymour Hannah Sport and Entertainment Centre - Kiwanis Field - Change Room Heating	60,000.00		St. Andrew's

**2024-26 Capital Budget Sorted by Ward - Other Projects  
(Schedule AE)**

Department Group	Project ID	Project Name	2024	2025	2026 Ward
Buildings and Facilities (Including Accessibility)	FAC24037	Seymour-Hannah Sports and Entertainment Centre - Sound System Upgrade	65,000.00		St. Andrew's
Buildings and Facilities (Including Accessibility)	FAC24038	Seymour-Hannah Sports and Entertainment Centre - Compressor and Panel Replacement	700,000.00		St. Andrew's
Buildings and Facilities (Including Accessibility)	FAC24039	Seymour-Hannah Sports and Entertainment Centre - Seating	60,000.00		St. Andrew's
Buildings and Facilities (Including Accessibility)	FAC25006	Seymour-Hannah Sports and Entertainment Centre - Cooling Tower Replacement		1,000,000.00	St. Andrew's
Buildings and Facilities (Including Accessibility)	FAC25007	Seymour-Hannah Sports and Entertainment Centre - Meridian Room HVAC		40,000.00	St. Andrew's
Buildings and Facilities (Including Accessibility)	FAC25008	Seymour-Hannah Sports and Entertainment Centre - Paint Stands		120,000.00	St. Andrew's
Buildings and Facilities (Including Accessibility)	FAC25009	Seymour-Hannah Sports and Entertainment Centre - Replace Rink Netting		100,000.00	St. Andrew's
Buildings and Facilities (Including Accessibility)	FAC25010	Seymour-Hannah Sports and Entertainment Centre - Rubber Flooring Replacement	-	100,000.00	St. Andrew's
Buildings and Facilities (Including Accessibility)	FAC25011	Seymour-Hannah Sports and Entertainment Centre - Rubber Flooring Replacement		400,000.00	St. Andrew's
Buildings and Facilities (Including Accessibility)	FAC25012	Seymour-Hannah Sports and Entertainment Centre - Washroom Upgrades		70,000.00	St. Andrew's
Buildings and Facilities (Including Accessibility)	FAC25013	Seymour-Hannah Sports and Entertainment Centre - Zamboni Room Repairs		40,000.00	St. Andrew's
Buildings and Facilities (Including Accessibility)	FAC26003	Burgoyne Woods - Infield Restoration of Loop Driveway			200,000.00 St. Andrew's
Buildings and Facilities (Including Accessibility)	FAC26018	Morningstar Mill - Saw Mill - Blacksmith/Carpentry Shop - Foundation and Masonry Repairs			50,000.00 St. Andrew's
Buildings and Facilities (Including Accessibility)	FAC26019	Seymour Hannah - Security Upgrades		-	140,000.00 St. Andrew's
Buildings and Facilities (Including Accessibility)	FAC26020	Seymour Hannah Sport and Entertainment Centre - Kiwanis Field - Field Lighting Upgrade			300,000.00 St. Andrew's
Buildings and Facilities (Including Accessibility)	FAC26021	Seymour-Hannah Sports and Entertainment Centre - Carpet Replacement		-	50,000.00 St. Andrew's
Buildings and Facilities (Including Accessibility)	FAC26022	Seymour-Hannah Sports and Entertainment Centre - Front Door Replacement			120,000.00 St. Andrew's
Buildings and Facilities (Including Accessibility)	FAC26023	Seymour-Hannah Sports and Entertainment Centre - Lighting Upgrade			350,000.00 St. Andrew's
Buildings and Facilities (Including Accessibility)	FAC26024	Seymour-Hannah Sports and Entertainment Centre - Roor Replacement			1,000,000.00 St. Andrew's
Buildings and Facilities (Including Accessibility)	FAC26025	Seymour-Hannah Sports and Entertainment Centre - Rubber Flooring Replacement			100,000.00 St. Andrew's
Buildings and Facilities (Including Accessibility)	FAC26026	West St. Catharines Older Adult Centre - HVAC Upgrade			10,000.00 St. Andrew's
Buildings and Facilities (Including Accessibility)	P18-177	Morningstar Mill - Dam Reconstruction & Grist Mill Upgrades	1,400,000.00		St. Andrew's
Buildings and Facilities (Including Accessibility)	P20-144	Seymour-Hannah Sports and Entertainment Centre - Event Door Replacement	225,000.00		St. Andrew's
Community, Recreation and Culture Services	CRC25002	Parks Renewal Plan - Shauna Park Basketball Court & Playground		526,000.00	St. Andrew's
Community, Recreation and Culture Services	CRC25004	Parks Renewal Plan - Joseph L. McCaffery Park Playground		499,000.00	St. Andrew's
Fire Services	FIR25001	Fire Station No. 3 - Replacement		7,500,000.00	St. Andrew's
Fire Services	P17-152	Fire Training Facility Re-construction	2,200,000.00		St. Andrew's
Natural Assets	STM24001	Dick's Creek EB / Briarsdale Creek (Phase 4 design)	40,000.00		St. Andrew's
Natural Assets	STM25002	Dick's Creek Construction (Phase 2)			401310 St. Andrew's
Natural Assets		Dick's Creek EB / Briarsdale Creek (Phase 4 const)		535500	St. Andrew's
Buildings and Facilities (Including Accessibility)	ABC24001	Lester B. Pearson Park - Dr. Huq Library - Lighting Upgrade	70,000.00		St. George's
Buildings and Facilities (Including Accessibility)	FAC24005	Dunlop Drive Older Adult Centre - Roof Replacement	275,000.00		St. George's
Buildings and Facilities (Including Accessibility)	FAC24010	Kiwanis Aquatic Centre - Gutter Replacement	200,000.00		St. George's
Buildings and Facilities (Including Accessibility)	FAC24011	Kiwanis Aquatic Centre - Security Upgrades	50,000.00		St. George's
Buildings and Facilities (Including Accessibility)	FAC24018	Lancaster Park - New Soccer Change Rooms	200,000.00	900,000.00	St. George's
Buildings and Facilities (Including Accessibility)	FAC24019	Lester B. Pearson Park - Kiwanis Aquatic Centre - Field Lighting Upgrade	250,000.00		St. George's
Buildings and Facilities (Including Accessibility)	FAC24020	Lester B. Pearson Park - Kiwanis Aquatic Centre - Pool Pump Replacement	75,000.00		St. George's
Buildings and Facilities (Including Accessibility)	FAC24021	Lester B. Pearson Park - Kiwanis Aquatic Centre - Re-Grouting Phase 1	30,000.00		St. George's
Buildings and Facilities (Including Accessibility)	FAC24022	Lester B. Pearson Park - Kiwanis Aquatic Centre - Replace Blinds	130,000.00		St. George's
Buildings and Facilities (Including Accessibility)	FAC26002	Berkley Park - New Washroom Facility		1,000,000.00	St. George's
Buildings and Facilities (Including Accessibility)	FAC26011	Lancaster Park - Chain Link Fencing Replacement			200,000.00 St. George's
Buildings and Facilities (Including Accessibility)	FAC26012	Lancaster Park - Soccer Field Lighting Upgrade		-	400,000.00 St. George's
Buildings and Facilities (Including Accessibility)	FAC26013	Lester B. Pearson Park - Kiwanis Aquatic Centre - Re-Grouting Phase 2			150,000.00 St. George's

**2024-26 Capital Budget Sorted by Ward - Other Projects  
(Schedule AE)**

Department Group	Project ID	Project Name	2024	2025	2026 Ward
Buildings and Facilities (Including Accessibility)	P22-137	Buchanan House - Accessibility Upgrades	150,000.00		St. George's
Community, Recreation and Culture Services	CRC24005	Parks Renewal Plan - Berkley Park Tennis Court	372,000.00		St. George's
Community, Recreation and Culture Services	CRC25007	Fairview Park Community Vision Implementation of Recommendations		500,000.00	St. George's
Community, Recreation and Culture Services	CRC26002	Parks Renewal Plan - Lester B. Pearson Park Playground			940,000.00 St. George's
Community, Recreation and Culture Services	CRC26008	Fairview Park Community Vision Implementation of Recommendations			500,000.00 St. George's
Buildings and Facilities (Including Accessibility)	ABC24002	Meridian Centre - Bridge Deck Coating System	45,000.00		St. Patrick's
Buildings and Facilities (Including Accessibility)	ABC24003	Meridian Centre - Bridge Gate Replacement	30,000.00		St. Patrick's
Buildings and Facilities (Including Accessibility)	ABC24004	Performing Arts Centre - Exterior Lighting	60,000.00		St. Patrick's
Buildings and Facilities (Including Accessibility)	ABC24005	Performing Arts Centre - Humidity Control	50,000.00		St. Patrick's
Buildings and Facilities (Including Accessibility)	ABC24006	Performing Arts Centre - Interior Door Replacements	50,000.00		St. Patrick's
Buildings and Facilities (Including Accessibility)	ABC24007	Performing Arts Centre - New Office Space	75,000.00		St. Patrick's
Buildings and Facilities (Including Accessibility)	ABC24008	Performing Arts Centre - Rain water leader replacement	150,000.00		St. Patrick's
Buildings and Facilities (Including Accessibility)	ABC24009	St. Catharines Public Library - Centennial Branch - Parking Garage Lighting Upgrades	150,000.00		St. Patrick's
Buildings and Facilities (Including Accessibility)	ABC25001	Meridian -Dressing Room - Stalls		50,000.00	St. Patrick's
Buildings and Facilities (Including Accessibility)	ABC25002	Performing Arts Centre - HVAC/Dehumidification Upgrade		250,000.00	St. Patrick's
Buildings and Facilities (Including Accessibility)	ABC26001	Performing Arts Centre - Security Upgrades			150,000.00 St. Patrick's
Buildings and Facilities (Including Accessibility)	ABC26002	Performing Arts Centre - Security Upgrades			250,000.00 St. Patrick's
Buildings and Facilities (Including Accessibility)	CAR24001	Carlisle Street Parking Garage - Door Replacement	25,000.00		St. Patrick's
Buildings and Facilities (Including Accessibility)	CAR24002	Carlisle Street Parking Garage - Wear Course Renewal	150,000.00		St. Patrick's
Buildings and Facilities (Including Accessibility)	CAR24003	Ontario Street Parking Garage - Drain Replacements	150,000.00		St. Patrick's
Buildings and Facilities (Including Accessibility)	CAR26001	Carlisle Street Parking Garage - Security Upgrades			160,000.00 St. Patrick's
Buildings and Facilities (Including Accessibility)	FAC24002	City Hall - Security Upgrades	120,000.00		St. Patrick's
Buildings and Facilities (Including Accessibility)	FAC24003	City Hall - UPS Upgrade	50,000.00		St. Patrick's
Buildings and Facilities (Including Accessibility)	FAC24025	Market Square - Panel Replacement	100,000.00		St. Patrick's
Buildings and Facilities (Including Accessibility)	FAC26001	Alex Mackenzie Park - Concession and Washroom Renovations			300,000.00 St. Patrick's
Buildings and Facilities (Including Accessibility)	FAC26004	City Hall - Roof Replacement			50,000.00 St. Patrick's
Buildings and Facilities (Including Accessibility)	PCI23-05	Ontario Street Parking Garage - Payment System Upgrades	100,000.00		St. Patrick's
Buildings and Facilities (Including Accessibility)	ABC24011	Meridian - Bridge & Indoor Stairs Maintenance	30,000.00		St. Patrick's
Buildings and Facilities (Including Accessibility)	ABC24012	Meridian -In Suite Refridgerator replacement	30,000.00		St. Patrick's
Buildings and Facilities (Including Accessibility)	ABC24013	Meridian -Suite Level Speakers	75,000.00		St. Patrick's
Buildings and Facilities (Including Accessibility)	ABC24014	Meridian -Roof Life Lines	25,000.00		St. Patrick's
Buildings and Facilities (Including Accessibility)	ABC24015	Meridian -Garbage Receptacle	30,000.00	30,000.00	St. Patrick's
Buildings and Facilities (Including Accessibility)	ABC24016	Meridian -Refrigeration Plant maintenance/replacements	50,000.00	50,000.00	50,000.00 St. Patrick's
Buildings and Facilities (Including Accessibility)	ABC24017	Meridian -HVAC repairs / replacement	55,000.00	47,000.00	St. Patrick's
Buildings and Facilities (Including Accessibility)	ABC24018	Meridian -AV - Tricaster	20,000.00		St. Patrick's
Buildings and Facilities (Including Accessibility)	ABC24019	Meridian -Pizza Oven Replacement/Addition	25,000.00		St. Patrick's
Buildings and Facilities (Including Accessibility)	ABC24020	Meridian -Dish Machine Upgrade / Replacement	20,000.00		St. Patrick's
Buildings and Facilities (Including Accessibility)	ABC26005	Meridian Centre - Security Upgrades		-	150,000.00 St. Patrick's
Buildings and Facilities (Including Accessibility)	ABC25003	Meridian -Deep Fryers for Concessions & Main Kitchen		60,000.00	St. Patrick's
Buildings and Facilities (Including Accessibility)	ABC25004	Meridian -Popcorn Popper Replacements		25,000.00	25,000.00 St. Patrick's
Buildings and Facilities (Including Accessibility)	ABC25005	Meridian -Primary Oven in Main Kitchen		25,000.00	St. Patrick's
Buildings and Facilities (Including Accessibility)	ABC26006	Meridian -Box office Digital Marquis and digital way finding			80,000.00 St. Patrick's
Community, Recreation and Culture Services	CRC24002	Parks Renewal Plan - Torosian Park Basketball Court & Playground	451,000.00		St. Patrick's

**2024-26 Capital Budget Sorted by Ward - Other Projects  
(Schedule AE)**

<b>Department Group</b>	<b>Project ID</b>	<b>Project Name</b>	<b>2024</b>	<b>2025</b>	<b>2026 Ward</b>
Community, Recreation and Culture Services	CRC24007	Oille Fountain Urn Replacement & Lion Repair	50,000.00		St. Patrick's
Community, Recreation and Culture Services	CRC26004	Parks Renewal Plan - Johnson Park Basketball Court & Playground		444,000.00	St. Patrick's
Community, Recreation and Culture Services	CRC26006	Parks Renewal Plan - Fairhaven Park Basketball Court		167,000.00	St. Patrick's
Community, Recreation and Culture Services	P22-061	James Street		1,701,000.00	St. Patrick's
Corporate Infrastructure	CRP24003	Genetec Access Control upgrade for City Hall, Meridian Centre, and PAC	200,000.00		St. Patrick's
Corporate Infrastructure	CRP24005	Meridian Centre WIFI expansion	200,000.00		St. Patrick's
Corporate Infrastructure	CRP24006	Meridian Centre Building Automation System (BAS)	200,000.00		St. Patrick's
Corporate Infrastructure	CRP25002	City Hall Core switch upgrade Dual redundant routers to NRBN		50,000.00	St. Patrick's
Natural Assets	STM25003	Francis Creek realignment (S2.0 S2.1, S2.2)		2,236,500.00	St. Patrick's