
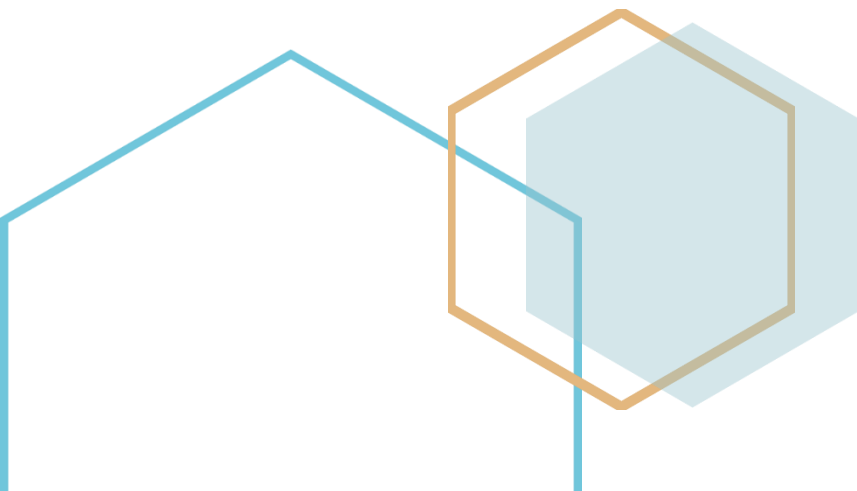




2020 Operating Budget



CITY OF ST. CATHARINES

2020 OPERATING BUDGET

INDEX

1. Executive Summary
2. Revenue Summary
3. Expenditure Summary
4. Office of Mayor and Members of Council, Grants & Committees
5. Chief Administrative Officer
6. Legal Services and Clerks
7. Planning and Building Services
8. Fire Services
9. Economic Development and Tourism
10. Engineering, Facilities and Environmental Services
11. Municipal Works
12. Community, Recreation and Culture Services
13. Meridian Centre
14. Financial Management Services
15. Corporate Support Services
16. Contribution to Capital Projects
17. Debenture Summary by Account
18. Outside Boards and Commissions
19. Parking Meter Reserve Summary
20. Reserve Summary
21. Vehicle Listing and Machinery/Equipment Listing
22. Staff Complement
23. Other Information

City of St. Catharines

2020 Operating Budget

2020 Budget Highlights

Comparison to 2019 operating budget:

City Departments before Debt Repayment:	\$3,036,866 3.76%
City Departments including Debt Repayment:	\$3,738,934 3.94%
All Expenditures including Outside Boards and Commissions:	\$4,364,143 3.80%

2020 Median Home (Year 4 of 4 year Phased In Current Value Assessment) **\$254,000**
an increase of **3.25%**

Estimated Impact on Median Household

	<u>2020</u>	<u>2019</u>	<u>Change</u>	
CVA	\$254,000	\$246,000	\$8,000	3.25%
City	\$1,557.74	\$1,504.88	\$52.86	3.51%
Hospital	31.63	31.70	-0.07	-0.22%
Sub-total City	1,589.37	1,536.58	52.79	3.44%
Infrastructure Levy - 1.5%	22.46	14.42	8.04	55.76%
Total City	1,611.83	1,551.00	60.83	3.92%

*The all in impact with Region and Education is not available at this time.
These rates are dependant on tax ratios, tax policy and their tax rates for 2020.*

City of St. Catharines

2020 Operating Budget

Where Your City's Share of the Property Taxes Go:

Average Household (in the Urban Boundaries)

\$1,557.74

	Annual Cost	Monthly Cost	Weekly Cost
Fire Protection	\$ 342.86	\$ 28.57	\$ 6.59
Debt Repayments	193.63	16.14	3.72
General Government and Administration (Mayor, Council, CAO, Legal, Finance, Insurance, Corporate Support)	182.26	15.19	3.51
Transit and Paratransit	168.86	14.07	3.25
Municipal Works (Roads/sidewalk maintenance, fleet, winter control, drainage, etc.)	134.28	11.19	2.58
Trees, Passive Parks, Cemetery	118.08	9.84	2.27
Community, Recreation and Culture	93.46	7.79	1.80
Libraries	74.15	6.18	1.43
Transportation & Engineering (EFES) (Roads/Sidewalk/bridges replacement, traffic control, signals)	53.27	4.44	1.02
Facilities	41.12	3.43	0.79
Arenas & Sports Parks (EFES & MC)	34.58	2.88	0.67
Planning & Building Services	30.84	2.57	0.59
Contributions to Capital Projects	22.90	1.91	0.44
Performing Arts	20.87	1.74	0.40
Street Lighting (EFES)	18.69	1.56	0.36
Economic Development	16.51	1.38	0.32
Niagara District Airport	5.61	0.47	0.11
Environmental Monitoring (EFES)	3.74	0.31	0.07
Senior Centres	2.03	0.17	0.04
	<u>\$ 1,557.74</u>	<u>\$129.81</u>	<u>\$29.96</u>

For each hundred dollars of taxes you pay the City

Fire Protection	\$ 22.00
Debt Repayments	12.43
General Government and Administration (Mayor, Council, CAO, Legal, Finance, Insurance, Corporate Support)	11.70
Transit and Paratransit	10.84
Municipal Works (Roads/sidewalk maintenance, fleet, winter control, drainage, etc.)	8.62
Trees, Passive Parks, Cemetery	7.58
Community, Recreation and Culture	6.00
Libraries	4.76
Transportation & Engineering (EFES) (Roads/Sidewalk/bridges replacement, traffic control, signals)	3.42
Facilities	2.64
Arenas & Sports Parks (EFES & MC)	2.22
Planning & Building Services	1.98
Contributions to Capital Projects	1.47
Performing Arts	1.34
Street Lighting (EFES)	1.20
Economic Development	1.06
Niagara District Airport	0.36
Environmental Monitoring (EFES)	0.24
Senior Centres	0.13
	<u>\$ 100.00</u>

City of St. Catharines

2020 Operating Budget

Analysis of Budget Changes from 2019 to 2020

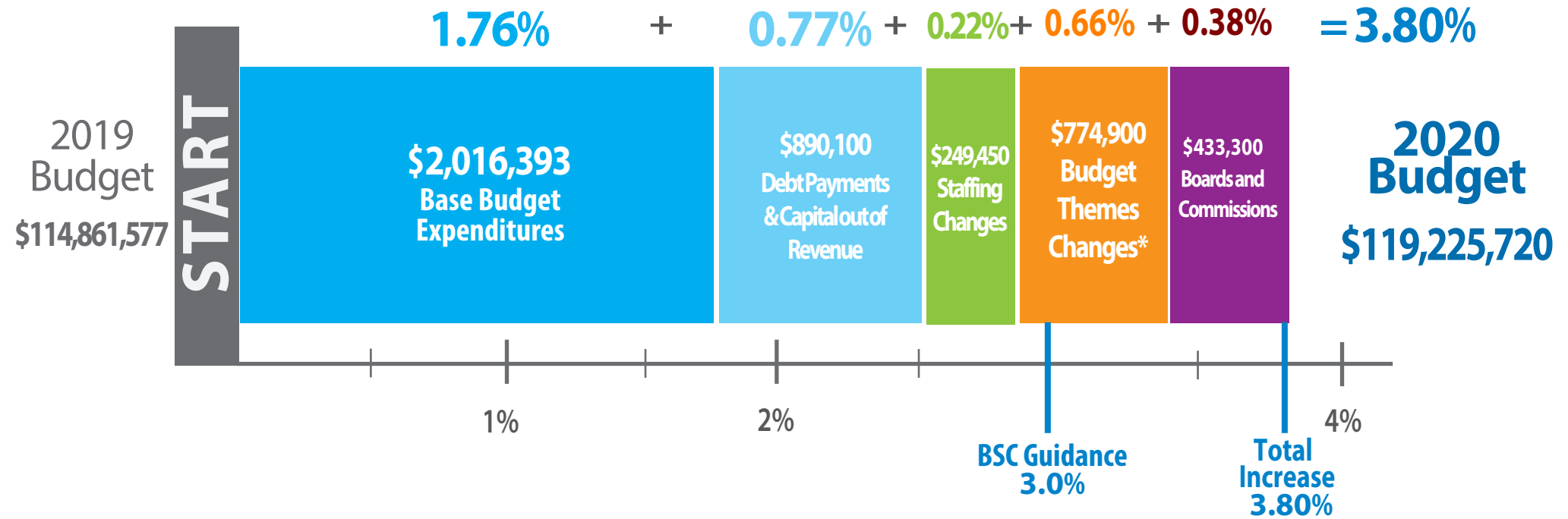
<u>Changes</u>	<u>Amount</u>	<u>Oper Bud</u> <u>%</u>
<u>Expenditures:</u>		
Base Budget Increase	2,016,393	1.76%
- includes negotiated settlements for all staff		
	<u>2,016,393</u>	<u>1.76%</u>
Debt Payments	702,100	0.61%
Capital out of Revenue increase	<u>188,000</u>	<u>0.16%</u>
Subtotal	890,100	0.77%
Subtotal: Base Budget plus Debt and Capital out of Revenue	<u>2,906,493</u>	<u>2.53%</u>
Stewardship of Assets		
Assessments for AMP (Bldg Cond'n, Structural - Inner Range LH and Sunset Beach Ramp)	125,000	0.11%
Facility Repairs and Mtce (Kiwanis, Merritton Arena, BBA, Happy Rolph's)	70,000	0.06%
CRCS - CLASS Software Replacement	<u>50,000</u>	<u>0.04%</u>
Stewardship of Assets Subtotal	245,000	0.21%
Social Issues		
EFES - GCA - Plain Clothed Security Guard - daytime	<u>40,000</u>	0.03%
Social Issues (Opioid Crisis) Subtotal	40,000	0.03%
Climate Change		
CAO - Emergency Planning - Emergency Mgmt Coordinator - Contract	121,000	0.11%
MW - Drainage Contracts - TV Inspections, Spot Repairs	79,000	0.07%
MW - Winter Control - Equipment Rentals	46,900	0.04%
Equipment Provision Increase (MW and FS)	28,000	0.02%
EFES - Environmental Monitoring - Waste Mgmt Strategy Implementation	<u>25,000</u>	<u>0.02%</u>
Climate Change Subtotal	299,900	0.26%
Legislation Compliance		
PBS - Plg - GM Secondary Plan	105,000	0.09%
CSS - HR - Labour Relations	35,000	0.03%
LCS - Legal & courts cost - outside Counsel	30,000	0.03%
FS - Testing and Inspection - Respiratory Equipment	<u>20,000</u>	<u>0.02%</u>
Legislative Changes Subtotal	190,000	0.17%
Subtotal Changes	<u>774,900</u>	<u>0.66%</u>
Other Increases:		
Staffing Changes:		
PBS - Senior Project Manager (8 months)	111,100	0.10%
Flexible Staffing Model - movement of Contract to Permanent	77,500	0.07%
Ec Dev - Government Relations Contract (50% funded by Tax Stabilization Reserve)	<u>60,850</u>	<u>0.05%</u>
Subtotal Staffing Changes	<u>249,450</u>	<u>0.22%</u>
Outside Boards & Commissions:		
Transit:		
Weekend GO Connection	98,800	0.09%
Kids 12 and under ride free	75,100	0.07%
Niagara District Airport		
Annual capital contribution included in operating budget	176,900	0.15%
FirstOntario Performance Art Centre		
HR support	47,000	0.04%
Payroll processing	18,000	0.02%
Audit service	10,000	0.01%
Board insurance	<u>7,500</u>	<u>0.01%</u>
Subtotal Boards and Commissions	<u>433,300</u>	<u>0.38%</u>
Expenditure Increase	<u>4,364,143</u>	<u>3.80%</u>

2020 Operating Budget

Analysis of Changes from 2019

* 2020 Budget Themes:

- Stewardship of Assets: \$245K, 0.21%;
- Social Issues: \$40K, 0.03%;
- Climate Change: \$299.9K, 0.26%;
- Legislative Compliance: \$190K, 0.17%.



City of St Catharines

2020 Operating Budget - Revenue

	2020 Budget	2019 Budget	\$ Change 2019 Budget
REVENUES:			
General Levy	95,729,047	91,907,915	3,821,132
Urban Service Area Levy	12,792,173	12,690,206	101,967
Investment in CIP	(1,250,000)	(1,200,000)	(50,000)
Tax Appeals and Write offs	(920,000)	(880,000)	(40,000)
Commercial/Industrial Vacancy Rebate	(320,000)	(320,000)	0
Supplemental Taxes	695,000	665,000	30,000
Municipal Utilities	527,000	549,000	(22,000)
Universities and Hospitals	676,000	668,356	7,644
Total Taxation Revenue:	107,929,220	104,080,477	3,848,743
Contributions from Other Governments	1,972,700	2,126,800	(154,100)
Rents, Concessions, Franchises	41,000	38,000	3,000
Fines	250,000	125,000	125,000
Penalties and Interest	2,476,000	2,675,000	(199,000)
Income from Investment	5,354,000	4,655,500	698,500
Miscellaneous Revenue	54,800	54,800	0
Surplus from prior year	1,148,000	1,106,000	42,000
Total Other Revenues:	11,296,500	10,781,100	431,400
Total REVENUES:	119,225,720	114,861,577	4,364,143

City of St Catharines
2020 Operating Budget - Revenue

	2020 Budget	2019 Budget	2018 Actuals	2017 Actuals	% Change 2019 Budget
General and USA Levy					
Tax Levy					
601.100.220 Original Levy -City	95,729,047	91,907,915	88,831,821	86,319,111	4.00%
601.100.240 Transfer from Reserve	0	0	31,116	0	0.00%
601.100.255 Ethno Trans Grant Prgm	0	0	(31,116)	0	0.00%
601.105.220 Taxation-USA-city	12,792,173	12,690,206	11,692,838	11,503,813	0.80%
601.105.240 Transfer from Reserve	0	0	4,235	0	0.00%
601.105.255 Ethno Trans grant prgm	0	0	(4,235)	0	0.00%
Total Tax Levy	108,521,220	104,598,121	100,524,659	97,822,924	3.61%
Other Taxation					
Investment in CIP					
601.100.295 Investment in CIP	(1,250,000)	(1,200,000)	(1,100,000)	(1,040,797)	4.17%
Total Investment in CIP	(1,250,000)	(1,200,000)	(1,100,000)	(1,040,797)	4.17%
Tax Appeals and Write offs					
601.100.280 Adjustments-City	(800,000)	(750,000)	(1,276,147)	(1,046,499)	6.67%
601.105.280 Adjustments-USA	(120,000)	(130,000)	(167,663)	(176,234)	(7.69%)
Total Tax Appeals and Write offs	(920,000)	(880,000)	(1,443,810)	(1,222,733)	4.55%
Commercial/Industrial Vacancy Rebates					
601.100.250 Vacancy Rebates - City	(280,000)	(280,000)	(329,363)	(203,719)	0.00%
601.105.250 Vacancy Rebates - USA	(40,000)	(40,000)	(43,121)	(26,004)	0.00%
Total Commercial/Industrial Vacancy Rebates	(320,000)	(320,000)	(372,484)	(229,723)	0.00%
Supplemental Taxes					
601.100.230 Supplementals-City	625,000	600,000	871,196	791,010	4.17%
601.105.230 Supplementals - USA	70,000	65,000	107,133	100,306	7.69%
Total Supplemental Taxes	695,000	665,000	978,329	891,316	4.51%
Municipal Utilities					
602.105.000 Utility Tax-hydro/trans	285,000	283,000	287,078	283,022	0.71%
602.110.000 Utilities Taxes - Region	267,000	291,000	290,688	299,653	(8.25%)
602.115.000 Tax Rebates-Charities	(100,000)	(100,000)	(83,226)	(100,353)	0.00%
602.120.000 CNR - Right of Ways	75,000	75,000	75,372	75,047	0.00%
Total Municipal Utilities	527,000	549,000	569,912	557,369	(4.01%)
University and Hospitals					
604.100.000 Universities/Hospitals	676,000	668,356	668,356	668,196	1.14%
Total University and Hospitals	676,000	668,356	668,356	668,196	1.14%
Total Taxation Revenue	107,929,220	104,080,477	99,824,962	97,446,552	3.56%

URBAN SERVICE AREA

LEVY FOR PROPERTIES WITHIN THE URBAN BOUNDARY FOR STREET LIGHTING, TRANSIT, (CONVENTIONAL, EXCLUDES PARATRANSIT).

TAX APPEALS AND WRITE-OFFS

THIS IS A GENERAL PROVISION FOR SUCCESSFUL ASSESSMENT APPEALS OF THE CURRENT VALUE REASSESSMENT.

COMMERCIAL /INDUSTRIAL VACANCY REBATES

<u>PROPERTY CLASS</u>	<u>REBATE RATE</u>
COMMERCIAL	20% REBATE
INDUSTRIAL	20% REBATE

EFFECTIVE IN 2001 THERE WILL NO LONGER BE ANY RECOGNITION OF VACANT UNITS ON THE ASSESSMENT ROLL. ALL VACANT UNITS WILL BE CODED AS OCCUPIED AND TAXED AT THE FULL RATE. HOWEVER, A REBATE WILL BE PROVIDED.

ONUS ON PROPERTY OWNERS TO APPLY. APPLICATIONS ACCEPTED DURING YEAR AND UP TO FEBRUARY 28TH OF THE FOLLOWING YEAR.

TAXPAYERS HAVE RIGHT OF APPEAL TO ASSESSMENT REVIEW BOARD.

City of St Catharines
2020 Operating Budget - Revenue

	2020 Budget	2019 Budget	2018 Actuals	2017 Actuals	% Change 2019 Budget
Contributions from Other Governments					
Payments in Lieu of Taxes					
Canada					
610.100.000 Crown Properties	150,000	131,000	151,077	131,781	14.50%
Total Canada	150,000	131,000	151,077	131,781	14.50%
Canada Enterprises					
610.105.000 St Lawrence Seaway Auth	209,000	214,000	211,816	214,492	-2.34%
Total Canada Enterprises	209,000	214,000	211,816	214,492	-2.34%
Ontario					
610.200.000 Municipal Tax Assistance	435,000	512,000	515,022	512,326	-15.04%
610.210.000 Liquor Control Board	8,500	8,000	8,051	7,560	6.25%
Total Ontario	443,500	520,000	523,073	519,886	-14.71%
Ontario Enterprise					
610.300.000 Ontario Hydro	741,000	757,000	752,208	757,130	-2.11%
Total Ontario Enterprise	741,000	757,000	752,208	757,130	-2.11%
Total Payment in Lieu	1,543,500	1,622,000	1,638,174	1,623,289	-4.84%
Ontario Grants					
610.401.000 Comm'y Reinvestment Fund	429,200	504,800	593,900	698,700	-14.98%
Total Ontario Grants	429,200	504,800	593,900	698,700	-14.98%
Total Payments from Other Governments	1,972,700	2,126,800	2,232,074	2,321,989	-7.25%

REVENUE ACCOUNT

PAYMENT IN LIEU OF TAXES (P.I.L.)

PER THE FEBRUARY 5, 1998 CORRESPONDENCE FROM THE ASSISTANT DEPUTY MINISTER OF PROPERTY ASSESSMENT, "MUNICIPALITIES WILL BE ABLE TO MAINTAIN THE STATUS QUO FOR SHARING OF P.I.L.S., BASED ON EDUCATION TAX RATES. THE GOVERNMENT WILL CONTINUE TO REVIEW FAIRNESS AND IMPACTS OF LOWER TIER MUNICIPALITIES SHARING SCHOOL BOARD P.I.L.S. FOR FUTURE YEARS". THE IMPACT OF THIS STATEMENT IS, THE CITY IS ALLOWED TO RETAIN \$781,587 (2020) IN P.I.L. REVENUE.

ONTARIO GRANTSONTARIO MUNICIPAL PARTNERSHIP FUND (OMPF)

THE CITY HAS RECEIVED NOTIFICATION FROM THE PROVINCE REGARDING THE 2020 OMPF ALLOCATION. THE 2020 ALLOCATION HAS BEEN REDUCED BY 15% AS PER THE FUNDING NOTIFICATION.

City of St Catharines

2020 Operating Budget - Revenue

	2020 Budget	2019 Budget	2018 Actuals	2017 Actuals	% Change 2019 Budget
Rents, Concessions, Franchises					
620.100.000 Sundry City Properties	41,000	38,000	31,950	36,720	7.89%
Total Rents, Concessions, Franchises	41,000	38,000	31,950	36,720	7.89%
Fines					
625.110.000 POA revenue sharing	250,000	125,000	105,177	61,894	100.00%
Total Fines	250,000	125,000	105,177	61,894	100.00%
Penalties and Interest on Taxes					
635.100.000 Interest on Arrears Tax	1,300,000	1,500,000	1,343,011	1,489,277	-13.33%
635.105.000 Penalty on Current Tax	1,150,000	1,150,000	1,164,522	1,126,447	0.00%
636.100.000 Interest -Vailtech AR	26,000	25,000	27,448	16,182	4.00%
Total Penalties and Interest on Taxes	2,476,000	2,675,000	2,534,981	2,631,906	-7.44%
Income from Investments					
640.100.000 Interest Income - Banks	750,000	410,000	870,748	517,006	82.93%
640.106.448 Transfer to Reserve	0	0	-71,781	-36,160	0.00%
640.106.449 Transfr to Oblig Reserves	0	0	-126,091	-48,208	0.00%
640.106.804 Income from Investments	500,000	294,500	748,932	464,370	69.78%
640.111.448 Transfer to Reserve	0	0	-1,750,217	-4,100,000	0.00%
640.111.804 Investment Income	4,104,000	3,951,000	5,245,277	7,629,876	3.87%
Total Income from Investments	5,354,000	4,655,500	4,916,868	4,426,884	15.00%
Property Sales					
645.100.000 Sale of Land - Other	0	0	0	0	0.00%
645.101.448 Transfer to Reserve	0	0	-193,475	-27,841	0.00%
645.101.834 Recoverables-Land Sales	0	0	193,475	27,841	0.00%
Total Property Sales	0	0	0	0	0.00%
Miscellaneous Revenue					
650.110.000 Discount Earned	4,500	4,500	4,976	6,241	0.00%
650.115.000 Public Telephones	300	300	274	375	0.00%
650.130.000 Miscellaneous Rev-general	50,000	50,000	1,140,773	85,905	0.00%
Total Miscellaneous Revenue	54,800	54,800	1,146,023	92,521	0.00%

PROVINCIAL OFFENCES ACT REVENUE SHARING

THE PROVINCIAL OFFENCES ACT REVENUE REFLECTS THE CITY'S SHARE OF POA REVENUE. THE PROVINCIAL OFFENCES COURT WAS DOWNLOADED TO THE MUNICIPAL LEVEL IN 2000 AND THE REGION ACTS AS THE AGENT. THE NET REVENUE IS SHARED BETWEEN THE MUNICIPALITIES AND THE REGION, WHEREBY THE MUNICIPALITIES RECEIVE 50% AND THE REGION RECEIVES 50%. THE REVENUE IS GENERATED THROUGH INSPECTIONS, NRP TRAFFIC AND MUNICIPAL BY LAWS.

HYDRO INC. INVESTMENT

THE CITY HOLDS ONE (1) NOTE RECEIVABLE FROM ST. CATHARINES HYDRO INC. THE INTEREST PAID ON THIS NOTE IS \$554,000.

INTEREST ON NOTE FROM ST. CATHARINES HYDRO INC.	\$554,000
DIVIDENDS FROM HORIZON UTILITIES (ESTIMATED)	3,550,000
	<u>\$4,104,000</u>

City of St. Catharines

Current Value Assessment - 2020

Property Class	2020	2019	Change \$	%
<u>Taxable Assessment</u>				
<u>General Tax Rates:</u>				
Residential and Farm	\$ 12,261,380,202	\$ 11,794,504,916	466,875,286	3.96%
Multi-Residential	\$ 683,669,568	\$ 671,819,914	11,849,654	1.76%
New Multi-Residential	\$ 83,316,920	\$ 58,774,801	24,542,119	41.76%
Commercial - Occupied	\$ 1,835,302,264	\$ 1,801,399,657	33,902,607	1.88%
Commercial - Vacant Units & Excess Lands	\$ 9,605,200	\$ 12,668,323	-3,063,123	-24.18%
Commercial - Vacant Land	\$ 16,722,100	\$ 14,729,679	1,992,421	13.53%
Commercial - New Construction	\$ 158,157,513	\$ 147,684,670	10,472,843	7.09%
Commercial - New Construction Vacant Units	\$ 4,004,487	\$ 3,392,027	612,460	18.06%
Industrial - Occupied	\$ 76,576,348	\$ 76,785,357	-209,009	-0.27%
Industrial - Vacant Units & Excess Lands	\$ 3,238,960	\$ 3,102,574	136,386	4.40%
Industrial - Vacant Land	\$ 25,209,900	\$ 25,185,527	24,373	0.10%
Industrial - New Construction	\$ 4,113,700	\$ 4,067,775	45,925	1.13%
Industrial - New Construction - Vacant Lands	\$ 57,600	\$ 57,200	400	0.70%
Large Industrial - Occupied	\$ 75,577,300	\$ 74,831,550	745,750	1.00%
Large Industrial - Vacant Units & Vacant Land	\$ 1,775,300	\$ 1,521,225	254,075	16.70%
Pipelines	\$ 31,123,000	\$ 30,447,179	675,821	2.22%
Farmlands	\$ 137,636,000	\$ 127,695,843	9,940,157	7.78%
	\$15,407,466,362	\$ 14,848,668,217	558,798,145	3.76%
<u>Urban Service - City (estimated)</u>				
Residential and Farm	\$ 11,955,689,902	\$ 11,498,952,810	456,737,092	3.97%
Multi-Residential	\$ 683,669,568	\$ 671,819,914	11,849,654	1.76%
New Multi-Residential	\$ 83,316,920	\$ 58,774,801	24,542,119	41.76%
Commercial - Occupied	\$ 1,818,565,964	\$ 1,785,250,793	33,315,171	1.87%
Commercial - Vacant Units & Excess Lands	\$ 8,508,500	\$ 11,677,719	-3,169,219	-27.14%
Commercial - Vacant Land	\$ 16,711,800	\$ 14,719,379	1,992,421	13.54%
Commercial - New Construction	\$ 158,157,513	\$ 147,684,670	10,472,843	7.09%
Commercial - New Construction Vacant Units	\$ 4,004,487	\$ 3,392,027	612,460	18.06%
Industrial - Occupied	\$ 71,907,448	\$ 72,393,041	-485,593	-0.67%
Industrial - Vacant Units & Excess Lands	\$ 3,238,960	\$ 3,102,574	136,386	4.40%
Industrial - Vacant Land	\$ 25,156,900	\$ 25,133,527	23,373	0.09%
Industrial - New Construction	\$ 4,113,700	\$ 4,067,775	45,925	1.13%
Industrial - New Construction - Vacant Lands	\$ 57,600	\$ 57,200	400	0.70%
Large Industrial - Occupied	\$ 75,577,300	\$ 74,831,550	745,750	1.00%
Large Industrial - Vacant Units & Vacant Land	\$ 1,775,300	\$ 1,521,225	254,075	16.70%
Pipelines	\$ 31,123,000	\$ 30,447,179	675,821	2.22%
Farmlands	\$ 7,155,700	\$ 6,704,540	451,160	6.73%
	\$ 14,948,730,562	\$ 14,410,530,724	538,199,838	3.73%
	97.02%	97.05%		
<u>Total Assessment</u>				
Taxable Properties	\$ 15,407,466,362	\$ 14,848,668,217	558,798,145	3.76%
YMCA - Education only	\$ 12,526,000	\$ 11,997,000	529,000	4.41%
Payment in Lieu	\$ 93,018,300	\$ 90,287,722	2,730,578	3.02%
Exempt Properties	\$ 1,188,082,200	\$ 1,127,727,715	60,354,485	5.35%
	\$ 16,701,092,862	\$ 16,078,680,654	622,412,208	3.87%

Reassessment for 2020 based on January 1, 2016 valuation day. Phased in over 4 years. 2020 is year four.

City of St Catharines

2020 Operating Budget - Expenditures by Department, Board or Committee

	2020 Budget	2019 Budget	2018 Actuals	2017 Actuals	\$ Change 2019 Budget	% Change 2019 Budget
Office of Mayor and Members of Council	829,662	805,522	699,206	697,084	24,140	3.00%
Grants and Committees	21,000	21,000	10,192	3,450	0	0.00%
City Departments						
CAO	1,789,433	1,484,894	1,234,205	1,417,401	304,539	20.51%
Legal Services and Clerks	1,667,751	1,674,390	1,464,715	1,561,742	-6,639	-0.40%
Planning and Building Services	2,364,661	2,152,470	1,331,568	1,329,761	212,191	9.86%
Fire Services	26,250,428	25,336,673	24,808,536	24,581,062	913,755	3.61%
Economic Development & Tourism	1,265,783	1,108,462	1,020,647	895,871	157,321	14.19%
Engineering, Facilities and Environmental Services	10,880,981	10,398,326	10,106,416	10,827,379	482,655	4.64%
Municipal Works	19,322,114	19,088,410	18,015,813	17,574,987	233,704	1.22%
Community, Recreation and Culture Services	7,303,854	6,983,492	6,083,979	5,873,666	320,362	4.59%
Meridian Centre	700,449	652,689	673,943	779,649	47,760	7.32%
Financial Management Services	3,768,034	3,817,345	4,663,077	4,248,324	-49,311	-1.29%
Corporate Support Services	5,870,793	5,662,404	5,573,180	5,361,181	208,389	3.68%
Contribution to Capital	1,751,000	1,563,000	1,641,000	1,545,000	188,000	12.03%
Total City Departments and Elected Officials	83,785,943	80,749,077	77,326,477	76,696,557	3,036,866	3.76%
Debt Repayment	14,814,087	14,112,019	13,577,101	12,568,258	702,068	4.97%
Total City Expenditures	98,600,030	94,861,096	90,903,578	89,264,815	3,738,934	3.94%
Outside Boards and Commissions						
First Ontario Performing Arts Centre	1,592,857	1,491,701	1,449,930	1,424,455	101,156	6.78%
Library Board	5,677,708	5,512,338	5,398,960	5,491,200	165,370	3.00%
Transit Commission	12,924,768	12,751,179	11,182,575	10,515,667	173,589	1.36%
Niagara District Airport	430,357	245,263	207,853	207,853	185,094	75.47%
Total Expenditures	119,225,720	114,861,577	109,142,896	106,903,990	4,364,143	3.80%

City of St Catharines

2020 Operating Budget - Expenditures by Department, Board or Committee

	2020 Budget	2019 Budget	2018 Actuals	2017 Actuals	2016 Actuals	\$ Change 2019 Budget	% Change 2019 Budget
Office of Mayor and Members of Council							
Office of the Mayor (p. 16)	369,890	355,023	313,818	292,462	292,733	14,867	4.19%
City Council (p. 18)	315,905	303,982	271,884	262,817	253,882	11,923	3.92%
Other Council Expenses (p. 19)	75,867	77,112	59,046	96,003	55,200	-1,245	-1.61%
General City Memberships (p. 21)	31,650	31,450	29,368	27,955	26,683	200	0.64%
Council Messages (p. 22)	4,700	4,705	4,841	6,046	4,032	-5	-0.11%
Council Plans/Studies (p. 23)	10,000	10,000	2,152	3,398	9,804	0	0.00%
Civic Receptions (p. 24)	12,650	14,250	9,097	8,403	3,781	-1,600	-11.23%
Civic Celebrations (p. 25)	9,000	9,000	9,000	0	0	0	0.00%
Total Office of Mayor and Members of Council	829,662	805,522	699,206	697,084	646,115	24,140	3.00%

EXPENDITURE ACCOUNT		2020 BUDGET
703.115	<u>CIVIC RECEPTIONS</u> (2019 - \$14,250)	
	CANADA DAY	\$37,000
	HOLIDAY CELEBRATIONS	20,000
	ATHLETE/SPORTSPERSON OF YEAR	600
	VISITING DIGNITARIES	500
	NEW YEARS EVE LEVY	4,000
	MAYOR'S POETRY CONTEST	200
	CIVIC CAROL SING	1,500
	TWINNING ASSOCIATION RECEPTION	350
	CIVIC PROJECT FUND FUNDING - CANADA DAY/HOLIDAY CELEBRATION (2019 - \$50,000)	(50,000)
		<u>\$14,150</u>
703.116	<u>CIVIC CELEBRATIONS</u> (2019 - \$9,000)	
	LIONS CLUB OF MERRITTON	\$15,000
	LIONS CLUB OF PORT DALHOUSIE	8,000
	CIVIC PROJECT FUND FUNDING (2019 - \$14,000)	(14,000)
		<u>\$9,000</u>
783.129	<u>ADVISORY COMMITTEE FOR YOUTH</u>	
	ADVISORY COMMITTEE FOR YOUTH (2019 - \$3,000)	\$25,000
	TAX STABILIZATION RESERVE FUNDING (2019 - \$0)	(22,000)
		<u>\$3,000</u>

City of St Catharines
Office of the Mayor
2020 Operating Budget - Expenditures by Object

	2020 Budget	2019 Budget	2018 Actuals	2017 Actuals	2016 Actuals	\$ Change 2019 Budget	% Change 2019 Budget
Object of Expenditure							
Salaries and Wages							
701.100.001 Salaries/Wages-Regular	174,233	166,611	142,592	128,332	85,419	7,622	4.57%
701.100.003 Salaries/Wages-Ext Svce	78,920	77,369	67,803	73,870	113,401	1,551	2.00%
701.100.006 Sick Pay	0	0	292	0	0	0	0.00%
701.100.007 Holiday/Vacation Pay	0	0	12,313	4,374	4,211	0	0.00%
Total Salaries and Wages	253,153	243,980	223,000	206,576	203,031	9,173	3.76%
Benefits							
701.100.030 Pensions	42,924	38,280	32,690	30,729	30,113	4,644	12.13%
701.100.031 Other Benefits	18,100	20,974	13,686	13,007	12,467	-2,874	-13.70%
701.100.032 Workers Compensation	4,704	4,378	4,211	3,715	3,444	326	7.45%
701.100.033 Employment Insurance	2,359	2,349	2,294	2,217	2,628	10	0.43%
Total Benefits	68,087	65,981	52,881	49,668	48,652	2,106	3.19%
Equipment Operations							
701.100.067 Car Allowance/Mileage	14,600	13,900	12,920	15,189	12,795	700	5.04%
Total Equipment Operations	14,600	13,900	12,920	15,189	12,795	700	5.04%
Office and Related Expenses							
701.100.303 Courier Charges	20	20	0	4	42	0	0.00%
701.100.304 Postage	400	155	546	412	396	245	158.06%
701.100.306 Cellular Phones	1,950	1,950	1,997	1,804	1,743	0	0.00%
701.100.307 Printing	1,500	1,500	1,188	1,665	268	0	0.00%
701.100.310 Office Supplies	1,000	1,000	600	594	1,446	0	0.00%
701.100.312 Books and Publications	0	0	0	0	26	0	0.00%
701.100.314 Software	1,200	1,000	0	0	1	200	20.00%
701.100.323 Internet Charges	550	500	556	530	414	50	10.00%
701.100.330 Furniture/Equipment NTCA	500	0	0	0	419	500	0.00%
Total Office and Related Expenses	7,120	6,125	4,887	5,009	4,755	995	16.24%
Properties							
701.100.351 Replacements - Micros	0	0	0	0	1,605	0	0.00%
Total Properties	0	0	0	0	1,605	0	0.00%
Other Service Charges							
701.100.400 Travelling	200	250	99	183	326	-50	-20.00%
701.100.401 Conferences/Conventions	5,300	5,240	1,409	677	7,128	60	1.15%
701.100.402 Training	0	0	0	0	150	0	0.00%

City of St Catharines
Office of the Mayor
2020 Operating Budget - Expenditures by Object

	2020	2019	2018	2017	2016	\$ Change	% Change
	Budget	Budget	Actuals	Actuals	Actuals	2019 Budget	2019 Budget
701.100.404 Meetings-Gt Lakes Mayors	5,000	4,558	1,110	3,946	987	442	9.70%
701.100.405 Subscriptions/Memb'ships	1,330	849	1,074	961	1,151	481	56.65%
701.100.433 CC Programs	5,000	5,000	5,830	4,704	4,600	0	0.00%
701.100.446 Government Relations	1,000	0	1,883	21	0	1,000	0.00%
701.100.450 Miscellaneous	500	750	172	496	903	-250	-33.33%
701.100.451 Business Expenses	2,500	2,500	5,491	2,541	1,196	0	0.00%
701.100.457 Community Engagement	3,600	3,390	3,062	2,491	2,954	210	6.19%
701.100.458 LUMCO Expenses	2,500	2,500	0	0	2,500	0	0.00%
Total Other Service Charges	26,930	25,037	20,130	16,020	21,895	1,893	7.56%
Total Expenditures	369,890	355,023	313,818	292,462	292,733	14,867	4.19%
Total Net Expenditures	369,890	355,023	313,818	292,462	292,733	14,867	4.19%

City of St Catharines
City Council
2020 Operating Budget - Expenditures by Object

	2020 Budget	2019 Budget	2018 Actuals	2017 Actuals	2016 Actuals	\$ Change 2019 Budget	% Change 2019 Budget
Object of Expenditure							
Salaries and Wages							
701.105.000 City Council	0	0	0	262,817	253,882	0	0.00%
701.106.001 Salaries/Wages Regular	298,627	289,227	247,451	0	0	9,400	3.25%
Total Salaries and Wages	298,627	289,227	247,451	262,817	253,882	9,400	3.25%
Benefits							
701.106.030 Pensions	11,081	9,115	8,512	0	0	1,966	21.57%
701.106.031 Other Benefits	6,197	5,640	4,686	0	0	557	9.88%
Total Benefits	17,278	14,755	13,198	0	0	2,523	17.10%
Equipment Operations							
701.106.067 Car Allowance/Mileage	0	0	2,473	0	0	0	0.00%
Total Equipment Operations	0	0	2,473	0	0	0	0.00%
Other Service Charges							
701.106.450 Miscellaneous	0	0	8,762	0	0	0	0.00%
Total Other Service Charges	0	0	8,762	0	0	0	0.00%
Total Expenditures	315,905	303,982	271,884	262,817	253,882	11,923	3.92%
Total Net Expenditures	315,905	303,982	271,884	262,817	253,882	11,923	3.92%

City of St Catharines
Other Council Expenses
2020 Operating Budget - Expenditures by Object

	2020 Budget	2019 Budget	2018 Actuals	2017 Actuals	2016 Actuals	\$ Change 2019 Budget	% Change 2019 Budget
Object of Expenditure							
Salaries and Wages							
701.110.001 Council Extra Services	0	3,612	2,663	0	0	-3,612	-100.00%
701.110.003 Sergeant at Arms	3,504	-176	83	4,505	3,144	3,680	-2,090.91%
Total Salaries and Wages	3,504	3,436	2,746	4,505	3,144	68	1.98%
Benefits							
701.110.030 Pensions	223	0	359	0	0	223	0.00%
701.110.031 Other Benefits	276	67	291	0	0	209	311.94%
701.110.032 Workers Compensation	111	110	86	0	0	1	0.91%
701.110.033 Employment Insurance	72	73	47	0	0	-1	-1.37%
Total Benefits	682	250	783	0	0	432	172.80%
Equipment Operations							
701.110.053 Service Contracts	0	7,800	7,938	1,985	0	-7,800	-100.00%
Total Equipment Operations	0	7,800	7,938	1,985	0	-7,800	-100.00%
Contracts							
701.110.200 Contract-Org'l Effective	0	0	0	30,000	0	0	0.00%
701.110.205 Security	2,000	2,000	0	0	0	0	0.00%
Total Contracts	2,000	2,000	0	30,000	0	0	0.00%
Office and Related Expenses							
701.110.302 Insurance-Accid'l death	3,681	3,502	3,574	3,371	3,068	179	5.11%
701.110.303 Courier Charges	0	0	13	13	20	0	0.00%
701.110.306 Cellular Phones	10,800	10,800	7,423	11,192	10,737	0	0.00%
701.110.307 Printing	250	250	52	689	139	0	0.00%
701.110.310 Office Supplies	500	750	96	838	392	-250	-33.33%
701.110.314 Software	500	1,000	275	367	0	-500	-50.00%
701.110.323 Internet charges	6,000	6,151	4,416	5,036	4,769	-151	-2.45%
701.110.330 Office Furniture NTCA	0	0	0	0	575	0	0.00%
Total Office and Related Expenses	21,731	22,453	15,849	21,506	19,700	-722	-3.22%
Properties							
701.110.350 Furniture/Equipment TCA	0	0	0	0	719	0	0.00%
Total Properties	0	0	0	0	719	0	0.00%
Other Service Charges							
701.110.401 Conferences/Conventions	15,000	13,473	7,079	10,323	5,268	1,527	11.33%
701.110.405 Subscriptions/Memberships	400	550	339	92	275	-150	-27.27%

City of St Catharines
Other Council Expenses
2020 Operating Budget - Expenditures by Object

	2020	2019	2018	2017	2016	\$ Change	% Change
	Budget	Budget	Actuals	Actuals	Actuals	2019 Budget	2019 Budget
701.110.417 Consulting-Tele Townhall	9,050	9,000	8,951	8,213	7,690	50	0.56%
701.110.433 Women in Gov't Init've	0	0	1,000	0	0	0	0.00%
701.110.446 Integrity Commissioner	5,000	3,000	0	0	0	2,000	66.67%
701.110.450 Miscellaneous	5,000	3,650	3,540	8,673	9,301	1,350	36.99%
701.110.461 City Awards/Gifts/Etc	7,500	7,000	7,386	7,839	4,724	500	7.14%
701.110.462 Expenses-Elected Official	6,000	4,500	3,435	2,867	4,379	1,500	33.33%
Total Other Service Charges	47,950	41,173	31,730	38,007	31,637	6,777	16.46%
Total Expenditures	75,867	77,112	59,046	96,003	55,200	-1,245	-1.61%
Total Net Expenditures	75,867	77,112	59,046	96,003	55,200	-1,245	-1.61%

City of St Catharines
General City Memberships
2020 Operating Budget - Expenditures by Object

Object of Expenditure	2020 Budget	2019 Budget	2018 Actuals	2017 Actuals	2016 Actuals	\$ Change 2019 Budget	% Change 2019 Budget
Office and Related Expenses							
701.115.000 Gen'l City Memberships	31,650	31,450	29,368	27,955	26,683	200	0.64%
Total Office and Related Expenses	31,650	31,450	29,368	27,955	26,683	200	0.64%
Total Expenditures	31,650	31,450	29,368	27,955	26,683	200	0.64%
Total Net Expenditures	31,650	31,450	29,368	27,955	26,683	200	0.64%

City of St Catharines
Council Messages
2020 Operating Budget - Expenditures by Object

Object of Expenditure	2020 Budget	2019 Budget	2018 Actuals	2017 Actuals	2016 Actuals	\$ Change 2019 Budget	% Change 2019 Budget
Office and Related Expenses							
701.120.000 Council Messages	4,700	4,705	4,841	6,046	4,032	-5	-0.11%
Total Office and Related Expenses	4,700	4,705	4,841	6,046	4,032	-5	-0.11%
Total Expenditures	4,700	4,705	4,841	6,046	4,032	-5	-0.11%
Total Net Expenditures	4,700	4,705	4,841	6,046	4,032	-5	-0.11%

**City of St Catharines
Council Plans/Studies
2020 Operating Budget - Expenditures by Object**

Object of Expenditure	2020 Budget	2019 Budget	2018 Actuals	2017 Actuals	2016 Actuals	\$ Change 2019 Budget	% Change 2019 Budget
Materials							
701.125.101 Corporate Plan	10,000	10,000	2,152	3,398	9,804	0	0.00%
Total Materials	10,000	10,000	2,152	3,398	9,804	0	0.00%
Office and Related Expenses							
701.125.100 Long Term Strategic Plan	0	50,000	0	0	0	-50,000	-100.00%
Total Office and Related Expenses	0	50,000	0	0	0	-50,000	-100.00%
Total Expenditures	10,000	60,000	2,152	3,398	9,804	-50,000	-83.33%
Revenue							
701.125.900 Transfer from Reserve	0	-50,000	0	0	0	50,000	-100.00%
Total Revenue	0	-50,000	0	0	0	50,000	-100.00%
Total Net Expenditures	10,000	10,000	2,152	3,398	9,804	0	0.00%

City of St Catharines
Civic Receptions
2020 Operating Budget - Expenditures by Object

Object of Expenditure	2020 Budget	2019 Budget	2018 Actuals	2017 Actuals	2016 Actuals	\$ Change 2019 Budget	% Change 2019 Budget
Materials							
703.114.135 Community Development	0	0	61,317	68,573	0	0	0.00%
Total Materials	0	0	61,317	68,573	0	0	0.00%
Other Service Charges							
703.115.000 Civic Receptions	14,150	14,250	0	0	3,781	-100	-0.70%
Total Other Service Charges	14,150	14,250	0	0	3,781	-100	-0.70%
Total Expenditures	14,150	14,250	61,317	68,573	3,781	-100	-0.70%
Revenue							
703.114.800 Miscellaneous Revenue	-1,500	0	-2,220	-2,170	0	-1,500	0.00%
703.114.802 Federal Grants	0	0	0	-8,000	0	0	0.00%
703.114.900 Transfer from Reserve	0	0	-50,000	-50,000	0	0	0.00%
Total Revenue	-1,500	0	-52,220	-60,170	0	-1,500	0.00%
Total Net Expenditures	12,650	14,250	9,097	8,403	3,781	-1,600	-11.23%

City of St Catharines
Civic Celebrations
2020 Operating Budget - Expenditures by Object

Object of Expenditure	2020 Budget	2019 Budget	2018 Actuals	2017 Actuals	2016 Actuals	\$ Change 2019 Budget	% Change 2019 Budget
Materials							
703.117.135 Community Development	0	0	0	14,000	0	0	0.00%
Total Materials	0	0	0	14,000	0	0	0.00%
Other Service Charges							
703.116.000 Civic Celebrations	23,000	9,000	23,000	0	0	14,000	155.56%
Total Other Service Charges	23,000	9,000	23,000	0	0	14,000	155.56%
Total Expenditures	23,000	9,000	23,000	14,000	0	14,000	155.56%
Revenue							
703.117.900 Transfer from Reserve	-14,000	0	-14,000	-14,000	0	-14,000	0.00%
Total Revenue	-14,000	0	-14,000	-14,000	0	-14,000	0.00%
Total Net Expenditures	9,000	9,000	9,000	0	0	0	0.00%

City of St Catharines

2020 Operating Budget - Expenditures by Department, Board or Committee

	2020 Budget	2019 Budget	2018 Actuals	2017 Actuals	2016 Actuals	\$ Change 2019 Budget	% Change 2019 Budget
Grants and Committees							
Grants	5,000	5,000	5,000	0	0	0	0.00%
Advisory Comm for Youth	3,000	3,000	2,900	1,606	2,000	0	0.00%
Accessibility Committee	3,000	3,000	331	1,825	2,595	0	0.00%
Clean City Committee	10,000	10,000	1,961	-1	4,998	0	0.00%
Total Grants and Committees	21,000	21,000	10,192	3,450	8,905	0	0.00%

City of St Catharines

2020 Operating Budget - Expenditures by Department, Board or Committee

	2020 Budget	2019 Budget	2018 Actuals	2017 Actuals	2016 Actuals	\$ Change 2019 Budget	% Change 2019 Budget
CAO							
CAO's Office (p.28)	980,220	871,793	655,578	827,640	628,734	108,427	12.44%
Communications (p.30)	388,291	314,986	336,376	377,696	304,211	73,305	23.27%
Print Centre (p.32)	284,482	283,555	227,732	203,869	210,918	927	0.33%
Emergency Planning (p.34)	136,440	14,560	14,519	8,196	12,593	121,880	837.09%
Total CAO	1,789,433	1,484,894	1,234,205	1,417,401	1,156,456	304,539	20.51%

City of St Catharines
CAO's Office
2020 Operating Budget - Expenditures by Object

	2020	2019	2018	2017	2016	\$ Change	% Change
	Budget	Budget	Actuals	Actuals	Actuals	2019 Budget	2019 Budget
Object of Expenditure							
Salaries and Wages							
702.100.001 Salaries/Wages-Regular	688,243	650,629	619,781	641,669	470,534	37,614	5.78%
702.100.002 Salaries/Wages-Over	0	0	968	0	0	0	0.00%
702.100.003 Salaries/Wages-Extra Serv	77,500	0	0	0	2,385	77,500	0.00%
702.100.006 Sick Pay	0	0	3,236	0	0	0	0.00%
702.100.007 Holiday/Vacation Pay	0	0	63,183	3,652	188	0	0.00%
702.100.009 Doctor's Appointments	0	0	412	0	0	0	0.00%
Total Salaries and Wages	765,743	650,629	687,580	645,321	473,107	115,114	17.69%
Benefits							
702.100.030 Pensions	106,861	101,924	77,398	87,639	67,948	4,937	4.84%
702.100.031 Other Benefits	65,048	71,506	40,884	58,260	42,562	-6,458	-9.03%
702.100.032 Workers Compensation	14,474	13,447	9,771	10,763	9,966	1,027	7.64%
702.100.033 Employment Insurance	6,019	6,009	5,493	5,210	6,249	10	0.17%
Total Benefits	192,402	192,886	133,546	161,872	126,725	-484	-0.25%
Equipment Operations							
702.100.053 Service Contracts	1,300	0	0	0	0	1,300	0.00%
702.100.067 Car Allowance/Mileage	13,400	13,409	8,825	10,127	8,475	-9	-0.07%
Total Equipment Operations	14,700	13,409	8,825	10,127	8,475	1,291	9.63%
Office and Related Expenses							
702.100.306 Cellular Phones	2,150	1,350	402	639	674	800	59.26%
702.100.307 Printing	125	100	8	6	93	25	25.00%
702.100.310 Office Supplies	950	805	658	779	549	145	18.01%
702.100.323 Internet Charges	0	250	187	368	241	-250	-100.00%
Total Office and Related Expenses	3,225	2,505	1,255	1,792	1,557	720	28.74%
Properties							
702.100.351 Replacements - Micros	0	0	0	0	3,542	0	0.00%
Total Properties	0	0	0	0	3,542	0	0.00%
Other Service Charges							
702.100.401 Conferences/Conventions	11,800	8,592	2,381	1,940	7,739	3,208	37.34%
702.100.402 Training	1,100	0	0	0	0	1,100	0.00%
702.100.405 Subscriptions/Memb'ships	2,650	2,472	1,650	2,743	2,390	178	7.20%
702.100.417 Consulting-CAO search	0	0	27,852	0	0	0	0.00%
702.100.433 Accessibility Programs	0	0	0	3,092	4,531	0	0.00%

City of St Catharines
CAO's Office
2020 Operating Budget - Expenditures by Object

	2020 Budget	2019 Budget	2018 Actuals	2017 Actuals	2016 Actuals	\$ Change 2019 Budget	% Change 2019 Budget
702.100.450 Miscellaneous	500	300	315	249	188	200	66.67%
702.100.451 Business Expenses	1,100	1,000	551	504	481	100	10.00%
Total Other Service Charges	17,150	12,364	32,749	8,528	15,329	4,786	38.71%
Total Expenditures	993,220	871,793	863,955	827,640	628,735	121,427	13.93%
Revenue							
702.100.815 Hydro Recoverable	-13,000	0	-13,596	0	0	-13,000	0.00%
702.100.900 Transfer from Reserve	0	0	-194,781	0	0	0	0.00%
Total Revenue	-13,000	0	-208,377	0	0	-13,000	0.00%
Total Net Expenditures	980,220	871,793	655,578	827,640	628,735	108,427	12.44%

City of St Catharines
Communications
2020 Operating Budget - Expenditures by Object

	2020	2019	2018	2017	2016	\$ Change	% Change
	Budget	Budget	Actuals	Actuals	Actuals	2019 Budget	2019 Budget
Object of Expenditure							
Salaries and Wages							
702.120.001 Salaries/Wages-Regular	213,551	209,996	187,543	201,030	144,656	3,555	1.69%
702.120.002 Salaries/Wages-overtime	0	0	477	0	0	0	0.00%
702.120.003 Salaries/Wages - Extra	30,980	30,379	32,526	23,059	24,842	601	1.98%
702.120.006 Sick Pay	0	0	2,463	0	0	0	0.00%
702.120.007 Holiday/Vacation Pay	1,234	1,212	18,529	3,159	2,564	22	1.82%
702.120.009 Doctor's Appointments	0	0	87	0	0	0	0.00%
Total Salaries and Wages	245,765	241,587	241,625	227,248	172,062	4,178	1.73%
Benefits							
702.120.030 Pensions	37,509	34,370	30,818	29,935	22,178	3,139	9.13%
702.120.031 Other Benefits	23,203	20,296	17,545	16,767	12,075	2,907	14.32%
702.120.032 Workers Compensation	8,260	7,977	7,875	7,044	5,394	283	3.55%
702.120.033 Employment Insurance	4,294	4,351	4,404	3,693	3,501	-57	-1.31%
Total Benefits	73,266	66,994	60,642	57,439	43,148	6,272	9.36%
Equipment Operations							
702.120.053 Service Contracts	104,510	90,805	42,615	50,511	67,206	13,705	15.09%
702.120.067 Car Allowance/Mileage	300	300	208	167	260	0	0.00%
Total Equipment Operations	104,810	91,105	42,823	50,678	67,466	13,705	15.04%
Office and Related Expenses							
702.120.306 Cell Phone	2,000	2,378	1,639	1,679	1,236	-378	-15.90%
702.120.307 Printing and distribution	600	600	387	440	345	0	0.00%
702.120.309 Advertising	17,000	17,000	13,090	21,298	15,033	0	0.00%
702.120.310 Office Supplies	250	250	159	184	257	0	0.00%
702.120.323 Internet Charges	0	0	0	694	757	0	0.00%
702.120.330 Equipment/Furniture NTCA	1,000	0	0	0	0	1,000	0.00%
Total Office and Related Expenses	20,850	20,228	15,275	24,295	17,628	622	3.07%
Other Service Charges							
702.120.401 Conferences/Conventions	1,800	1,772	1,273	1,509	2,166	28	1.58%
702.120.402 Training	0	0	0	0	150	0	0.00%
702.120.417 Study/Consulting Fees	0	0	0	15,000	0	0	0.00%
702.120.438 Remuneration-Town Crier	1,500	1,500	1,500	1,500	1,500	0	0.00%
702.120.450 Miscellaneous	300	300	209	27	91	0	0.00%
Total Other Service Charges	3,600	3,572	2,982	18,036	3,907	28	0.78%

City of St Catharines
Communications
2020 Operating Budget - Expenditures by Object

	2020 Budget	2019 Budget	2018 Actuals	2017 Actuals	2016 Actuals	\$ Change 2019 Budget	% Change 2019 Budget
Total Expenditures	448,291	423,486	363,347	377,696	304,211	24,805	5.86%
Revenue							
702.120.850 Advertising Revenue	-60,000	-108,500	-26,971	0	0	48,500	-44.70%
Total Revenue	-60,000	-108,500	-26,971	0	0	48,500	-44.70%
Total Net Expenditures	388,291	314,986	336,376	377,696	304,211	73,305	23.27%

City of St Catharines
Print Centre
2020 Operating Budget - Expenditures by Object

	2020 Budget	2019 Budget	2018 Actuals	2017 Actuals	2016 Actuals	\$ Change 2019 Budget	% Change 2019 Budget
Object of Expenditure							
Salaries and Wages							
702.230.001 Salaries/Wages-Regular	174,481	171,648	124,062	120,611	64,139	2,833	1.65%
702.230.002 Salaries/Wages-Overtime	0	0	380	0	0	0	0.00%
702.230.003 Salaries/Wages-Extra	0	0	3,200	1,055	61,011	0	0.00%
702.230.006 Sick Pay	0	0	2,334	0	0	0	0.00%
702.230.007 Vacation Pay	0	0	11,273	809	4,708	0	0.00%
702.230.009 Doctor's Appointments	0	0	313	0	0	0	0.00%
Total Salaries and Wages	174,481	171,648	141,562	122,475	129,858	2,833	1.65%
Benefits							
702.230.030 Pensions	28,381	24,675	19,154	17,022	11,534	3,706	15.02%
702.230.031 Other Benefits	21,837	21,096	15,561	12,559	8,322	741	3.51%
702.230.032 Workers Compensation	5,879	5,788	4,538	3,827	3,619	91	1.57%
702.230.033 Employment Insurance	3,418	3,454	2,489	2,133	2,575	-36	-1.04%
702.230.040 Meal Allowance	0	0	9	0	0	0	0.00%
Total Benefits	59,515	55,013	41,751	35,541	26,050	4,502	8.18%
Equipment Operations							
702.230.053 Service Contracts	6,290	2,000	1,502	0	0	4,290	214.50%
702.230.054 Repairs-equipment	800	4,925	2,493	3,576	3,352	-4,125	-83.76%
702.230.067 Car Allowance/Mileage	0	0	4	0	0	0	0.00%
Total Equipment Operations	7,090	6,925	3,999	3,576	3,352	165	2.38%
Materials							
702.230.102 Small Tools/Equipment	250	250	0	0	5	0	0.00%
702.230.105 Printing Supplies	20,000	20,000	20,817	17,488	18,768	0	0.00%
Total Materials	20,250	20,250	20,817	17,488	18,773	0	0.00%
Building and Maintenance							
702.230.173 Insurance-Tools/Equipt	0	0	0	0	296	0	0.00%
Total Building and Maintenance	0	0	0	0	296	0	0.00%
Office and Related Expenses							
702.230.308 Photocopying	50,000	52,000	42,958	41,999	48,561	-2,000	-3.85%
702.230.310 Office Supplies	350	300	493	292	462	50	16.67%
702.230.312 Books and Publications	250	0	0	0	0	250	0.00%
702.230.314 Software	7,950	5,800	9,779	5,768	3,980	2,150	37.07%
702.230.330 Furniture/Equipment NTCA	0	0	0	0	400	0	0.00%
Total Office and Related Expenses	58,550	58,100	53,230	48,059	53,403	450	0.77%
Properties							
702.230.351 Replacements-Micros	0	0	0	0	1,895	0	0.00%
Total Properties	0	0	0	0	1,895	0	0.00%

City of St Catharines
Print Centre
2020 Operating Budget - Expenditures by Object

	2020 Budget	2019 Budget	2018 Actuals	2017 Actuals	2016 Actuals	\$ Change 2019 Budget	% Change 2019 Budget
Other Service Charges							
702.230.402 Technical Training	500	500	0	0	408	0	0.00%
Total Other Service Charges	500	500	0	0	408	0	0.00%
Total Expenditures	320,386	312,436	261,359	227,139	234,035	7,950	2.54%
Revenue							
702.230.800 Miscellaneous-toners	0	0	0	-408	0	0	0.00%
702.230.813 Other Departments	-24,500	-23,000	-33,627	-22,862	-23,118	-1,500	6.52%
702.230.834 Misc Recoverables	-2,150	0	0	0	0	-2,150	0.00%
702.230.955 Allocation Bldg Indirect	-9,254	-5,881	0	0	0	-3,373	57.35%
Total Revenue	-35,904	-28,881	-33,627	-23,270	-23,118	-7,023	24.32%
Total Net Expenditures	284,482	283,555	227,732	203,869	210,917	927	0.33%

City of St Catharines
Emergency Planning
2020 Operating Budget - Expenditures by Object

	2020 Budget	2019 Budget	2018 Actuals	2017 Actuals	2016 Actuals	\$ Change 2019 Budget	% Change 2019 Budget
Object of Expenditure							
Salaries and Wages							
710.110.003 Salaries/Wages-Extra	91,739	0	0	0	0	91,739	0.00%
710.110.007 Vacation Pay	3,670	0	0	0	0	3,670	0.00%
Total Salaries and Wages	95,409	0	0	0	0	95,409	0.00%
Benefits							
710.110.030 Pensions	12,928	0	0	0	0	12,928	0.00%
710.110.031 Other Benefits	8,841	0	0	0	0	8,841	0.00%
710.110.032 Workers Compensation	2,890	0	0	0	0	2,890	0.00%
710.110.033 Employment Insurance	1,092	0	0	0	0	1,092	0.00%
Total Benefits	25,751	0	0	0	0	25,751	0.00%
Equipment Operations							
710.110.067 Car Allowance/Mileage	600	0	0	0	0	600	0.00%
Total Equipment Operations	600	0	0	0	0	600	0.00%
Materials							
710.110.102 Small Tools & Equipment	500	500	4	0	500	0	0.00%
710.110.104 General Supplies	1,000	500	93	430	1,097	500	100.00%
710.110.111 Protective Clothing	0	500	0	742	0	-500	-100.00%
Total Materials	1,500	1,500	97	1,172	1,597	0	0.00%
Office and Related Expenses							
710.110.306 Cellular Phones	720	0	0	0	0	720	0.00%
710.110.307 Printing	700	700	10	1,318	2,731	0	0.00%
710.110.309 Advertising	2,000	2,000	0	0	0	0	0.00%
710.110.310 Office Supplies	100	0	8,627	0	0	100	0.00%
710.110.323 Internet Charges	1,400	1,400	1,432	1,361	1,127	0	0.00%
710.110.330 Equipment/Furniture NTCA	0	2,000	0	0	4,534	-2,000	-100.00%
Total Office and Related Expenses	4,920	6,100	10,069	2,679	8,392	-1,180	-19.34%
Other Service Charges							
710.110.401 Educational Conferences	1,610	110	76	65	51	1,500	1,363.64%
710.110.402 Training	6,000	6,350	3,975	3,501	1,432	-350	-5.51%
710.110.405 Subscriptions/Memberships	150	0	0	0	0	150	0.00%
710.110.450 Miscellaneous	500	500	302	779	1,121	0	0.00%
Total Other Service Charges	8,260	6,960	4,353	4,345	2,604	1,300	18.68%
Total Expenditures	136,440	14,560	14,519	8,196	12,593	121,880	837.09%

City of St Catharines
Emergency Planning
2020 Operating Budget - Expenditures by Object

	2020 Budget	2019 Budget	2018 Actuals	2017 Actuals	2016 Actuals	\$ Change 2019 Budget	% Change 2019 Budget
Total Net Expenditures	136,440	14,560	14,519	8,196	12,593	121,880	837.09%

City of St Catharines

2020 Operating Budget - Expenditures by Department, Board or Committee

	2020 Budget	2019 Budget	2018 Actuals	2017 Actuals	2016 Actuals	\$ Change 2019 Budget	% Change 2019 Budget
Legal Services and Clerks Department							
Legal Services	818,082	764,783	832,321	788,439	898,492	53,299	6.97%
City Clerks	394,448	557,147	334,922	335,996	321,331	-162,699	-29.20%
Elections	5,000	8,000	6,282	82,600	416,282	-3,000	-37.50%
Licences general	-17,570	-90,464	-111,670	-88,078	-83,187	72,894	-80.58%
Canine/Humane Control	467,791	434,924	402,860	442,785	354,852	32,867	7.56%
Total Legal Services and Clerks Department	1,667,751	1,674,390	1,464,715	1,561,742	1,907,770	-6,639	-0.40%

City of St Catharines
Legal Services
2020 Operating Budget - Expenditures by Object

	2020	2019	2018	2017	2016	\$ Change	% Change
	Budget	Budget	Actuals	Actuals	Actuals	2019 Budget	2019 Budget
Object of Expenditure							
Salaries and Wages							
702.105.001 Salaries/Wages-Regular	594,987	578,518	415,137	491,338	566,560	16,469	2.85%
702.105.002 Salaries/Wages-Overtime	0	0	482	0	0	0	0.00%
702.105.003 Salaries/Wages-Ext Svce	12,000	0	20,113	0	18,944	12,000	0.00%
702.105.006 Sick Pay	0	0	30,780	0	0	0	0.00%
702.105.007 Holiday/Vacation Pay	482	0	67,451	2,062	1,376	482	0.00%
702.105.009 Doctor's Appointments	0	0	2,109	0	0	0	0.00%
Total Salaries and Wages	607,469	578,518	536,072	493,400	586,880	28,951	5.00%
Benefits							
702.105.030 Pensions	91,040	89,713	72,400	73,528	82,218	1,327	1.48%
702.105.031 Other Benefits	56,271	51,937	43,343	41,681	50,718	4,334	8.34%
702.105.032 Workers Compensation	16,615	15,569	14,361	13,246	13,322	1,046	6.72%
702.105.033 Employment Insurance	7,465	7,211	6,724	6,851	7,893	254	3.52%
Total Benefits	171,391	164,430	136,828	135,306	154,151	6,961	4.23%
Equipment Operations							
702.105.067 Car Allowance/Mileage	1,300	0	1,072	737	0	1,300	0.00%
Total Equipment Operations	1,300	0	1,072	737	0	1,300	0.00%
Office and Related Expenses							
702.105.303 Courier Charges	400	400	604	709	630	0	0.00%
702.105.306 Cell Phones	550	720	376	352	705	-170	-23.61%
702.105.307 Printing	1,000	1,000	818	643	0	0	0.00%
702.105.310 Office Supplies	3,500	3,500	4,683	2,037	3,652	0	0.00%
702.105.312 Books and Publications	30,000	25,250	36,562	33,517	34,008	4,750	18.81%
702.105.323 Internet charges	240	240	187	187	325	0	0.00%
702.105.330 Furniture/Equip't Non TCA	1,000	1,000	112	0	-73	0	0.00%
Total Office and Related Expenses	36,690	32,110	43,342	37,445	39,247	4,580	14.26%
Other Service Charges							
702.105.400 Travelling	0	1,000	0	253	2,006	-1,000	-100.00%
702.105.401 Conferences/Conventions	6,000	6,000	3,383	3,464	3,206	0	0.00%
702.105.405 Subscriptions/Memb'ships	10,000	10,000	7,618	7,655	9,863	0	0.00%
702.105.420 Legal and Court Costs	70,000	40,000	138,289	124,097	103,384	30,000	75.00%
702.105.446 OMB Hearings	0	0	43,827	11,255	0	0	0.00%
702.105.450 Miscellaneous	200	200	113	79	56	0	0.00%

City of St Catharines
Legal Services
2020 Operating Budget - Expenditures by Object

	2020 Budget	2019 Budget	2018 Actuals	2017 Actuals	2016 Actuals	\$ Change 2019 Budget	% Change 2019 Budget
Total Other Service Charges	86,200	57,200	193,230	146,803	118,515	29,000	50.70%
Total Expenditures	903,050	832,258	910,544	813,691	898,793	70,792	8.51%
Revenue							
702.105.800 Fees and Services	0	0	-2,824	-6,270	-301	0	0.00%
702.105.815 Hydro Recoverable	-9,966	0	-10,031	0	0	-9,966	0.00%
702.105.900 Transfer from Reserve	0	0	-43,827	-11,255	0	0	0.00%
702.105.955 Allocation Bldg Indirect	-50,002	-42,475	0	0	0	-7,527	17.72%
702.105.970 Agreement Fees	-25,000	-25,000	-21,541	-7,727	0	0	0.00%
Total Revenue	-84,968	-67,475	-78,223	-25,252	-301	-17,493	25.93%
Total Net Expenditures	818,082	764,783	832,321	788,439	898,492	53,299	6.97%

City of St Catharines
City Clerks
2020 Operating Budget - Expenditures by Object

	2020 Budget	2019 Budget	2018 Actuals	2017 Actuals	2016 Actuals	\$ Change 2019 Budget	% Change 2019 Budget
Object of Expenditure							
Salaries and Wages							
702.200.001 Salaries/Wages-Regular	304,273	362,861	244,895	318,148	314,802	-58,588	-16.15%
702.200.002 Salaries/Wages-Overtime	10,000	3,604	13,164	8,680	5,705	6,396	177.47%
702.200.003 Salaries/Wages-Ext Svce	5,000	5,000	0	0	0	0	0.00%
702.200.006 Sick Pay	0	0	3,441	0	0	0	0.00%
702.200.007 Holiday/Vacation Pay	200	200	39,569	1,004	0	0	0.00%
702.200.009 Doctor's Appointments	0	0	1,285	53	0	0	0.00%
Total Salaries and Wages	319,473	371,665	302,354	327,885	320,507	-52,192	-14.04%
Benefits							
702.200.030 Pensions	54,318	54,505	39,036	44,915	39,758	-187	-0.34%
702.200.031 Other Benefits	44,347	52,712	32,436	36,855	38,236	-8,365	-15.87%
702.200.032 Workers Compensation	9,831	11,214	8,345	9,103	7,871	-1,383	-12.33%
702.200.033 Employment Insurance	4,931	5,651	4,119	4,693	5,067	-720	-12.74%
702.200.040 Meal Allowance	0	0	0	46	0	0	0.00%
Total Benefits	113,427	124,082	83,936	95,612	90,932	-10,655	-8.59%
Equipment Operations							
702.200.053 Service Contracts	6,000	32,500	11,571	7,709	12,704	-26,500	-81.54%
702.200.054 Repairs-equipment	2,000	2,000	0	1,609	173	0	0.00%
702.200.067 Car Allowance/Mileage	350	0	450	444	0	350	0.00%
Total Equipment Operations	8,350	34,500	12,021	9,762	12,877	-26,150	-75.80%
Materials							
702.200.112 Resale Items	40,000	40,000	38,928	38,640	35,376	0	0.00%
Total Materials	40,000	40,000	38,928	38,640	35,376	0	0.00%
Contracts							
702.200.200 Contracts-General	0	0	0	1,200	0	0	0.00%
Total Contracts	0	0	0	1,200	0	0	0.00%
Office and Related Expenses							
702.200.303 Courier Charges	0	0	0	29	0	0	0.00%
702.200.306 Cellular Phones	550	700	364	457	490	-150	-21.43%
702.200.307 Printing	1,200	1,200	2,002	1,276	126	0	0.00%
702.200.309 Advertising	1,000	1,000	1,391	0	0	0	0.00%
702.200.310 Office Supplies	3,000	3,000	2,631	4,245	4,841	0	0.00%
702.200.312 Books and Publications	400	200	385	139	140	200	100.00%
702.200.314 Software	400	400	0	0	0	0	0.00%
702.200.318 Cash Processing Fees	2,200	2,200	2,366	2,075	2,112	0	0.00%
702.200.330 Equipment/Furniture NTCA	21,000	0	0	0	0	21,000	0.00%
Total Office and Related Expenses	29,750	8,700	9,139	8,221	7,709	21,050	241.95%

City of St Catharines
City Clerks
2020 Operating Budget - Expenditures by Object

	2020 Budget	2019 Budget	2018 Actuals	2017 Actuals	2016 Actuals	\$ Change 2019 Budget	% Change 2019 Budget
Properties							
702.200.351 Replacements - micros	0	0	0	0	2,748	0	0.00%
Total Properties	0	0	0	0	2,748	0	0.00%
Other Service Charges							
702.200.400 Travelling	0	250	0	30	0	-250	-100.00%
702.200.401 Conferences/Conventions	3,000	3,000	1,377	1,186	1,483	0	0.00%
702.200.402 Training	2,000	1,000	505	2,385	1,653	1,000	100.00%
702.200.405 Subscriptions/Memb'ships	1,200	1,200	0	435	471	0	0.00%
702.200.417 Study/Consulting Fees	0	60,000	0	0	8,467	-60,000	-100.00%
702.200.425 Registry Office Fees	5,000	5,000	6,206	10,472	5,818	0	0.00%
702.200.450 Miscellaneous	250	250	205	116	890	0	0.00%
Total Other Service Charges	11,450	70,700	8,293	14,624	18,782	-59,250	-83.80%
Total Expenditures	522,450	649,647	454,671	495,944	488,931	-127,197	-19.58%
Revenue							
702.200.807 Service Charges	-45,000	-40,000	-46,738	-45,476	-45,244	-5,000	12.50%
702.200.815 Hydro Recoverable	-8,002	0	-8,077	0	0	-8,002	0.00%
702.200.834 Civil Ceremonies	-75,000	-52,500	-64,934	-58,372	-46,741	-22,500	42.86%
702.200.950 Salary Alloc'n-Wtrworks	0	0	0	0	-8,410	0	0.00%
702.200.951 Salary Alloc'n-License	0	0	0	-42,075	-40,323	0	0.00%
702.200.952 Salary alloc-Canine Cont	0	0	0	-14,025	-13,441	0	0.00%
702.200.953 Salary alloc-Sch Grds	0	0	0	0	-13,441	0	0.00%
Total Revenue	-128,002	-92,500	-119,749	-159,948	-167,600	-35,502	38.38%
Total Net Expenditures	394,448	557,147	334,922	335,996	321,331	-162,699	-29.20%

City of St Catharines
Elections
2020 Operating Budget - Expenditures by Object

	2020 Budget	2019 Budget	2018 Actuals	2017 Actuals	2016 Actuals	\$ Change 2019 Budget	% Change 2019 Budget
Object of Expenditure							
Salaries and Wages							
702.205.001 Salaries/Wages-Regular	0	0	53,810	10,207	0	0	0.00%
702.205.002 Salaries/Wages-Overtime	0	0	13,302	0	0	0	0.00%
702.205.003 Salaries/Wages-Ext Svce	0	0	67,296	0	0	0	0.00%
702.205.006 Sick Pay	0	0	504	0	0	0	0.00%
702.205.007 Holiday/Vacation Pay	0	0	10,921	499	0	0	0.00%
702.205.009 Doctor's Appointments	0	0	360	0	0	0	0.00%
Total Salaries and Wages	0	0	146,193	10,706	0	0	0.00%
Benefits							
702.205.030 Pensions	0	0	10,631	1,094	0	0	0.00%
702.205.031 Other Benefits	0	0	8,209	686	0	0	0.00%
702.205.032 Workers Compensation	0	0	2,928	333	0	0	0.00%
702.205.033 Employment Insurance	0	0	1,449	0	0	0	0.00%
702.205.040 Meal Allowance	0	0	509	0	0	0	0.00%
Total Benefits	0	0	23,726	2,113	0	0	0.00%
Equipment Operations							
702.205.050 Rentals	0	0	104,642	0	0	0	0.00%
702.205.067 Car Allowance/Mileage	0	0	382	352	0	0	0.00%
Total Equipment Operations	0	0	105,024	352	0	0	0.00%
Materials							
702.205.104 General Supplies	0	0	15,957	0	84	0	0.00%
Total Materials	0	0	15,957	0	84	0	0.00%
Office and Related Expenses							
702.205.304 Postage	0	0	39,669	0	0	0	0.00%
702.205.306 Cell Phones	0	0	230	0	0	0	0.00%
702.205.307 Printing	0	0	24,209	13	0	0	0.00%
702.205.309 Advertising	0	0	4,007	0	0	0	0.00%
702.205.310 Office Supplies	0	0	2,853	0	0	0	0.00%
702.205.314 Software	5,000	5,000	9,896	4,198	4,198	0	0.00%
Total Office and Related Expenses	5,000	5,000	80,864	4,211	4,198	0	0.00%
Other Service Charges							
702.205.401 Conferences/Conventions	0	0	1,172	382	0	0	0.00%
702.205.431 Inaugural Meetings	0	0	9,849	0	0	0	0.00%

City of St Catharines

Elections

2020 Operating Budget - Expenditures by Object

	2020 Budget	2019 Budget	2018 Actuals	2017 Actuals	2016 Actuals	\$ Change 2019 Budget	% Change 2019 Budget
702.205.448 Annual allocation	0	0	0	65,000	412,000	0	0.00%
702.205.450 Miscellaneous	0	3,000	7,143	-164	0	-3,000	-100.00%
Total Other Service Charges	0	3,000	18,164	65,218	412,000	-3,000	-100.00%
Total Expenditures	5,000	8,000	389,928	82,600	416,282	-3,000	-37.50%
Revenue							
702.205.810 Nomination Fee	0	0	-6,219	0	0	0	0.00%
702.205.900 Transfer from Reserve	0	0	-377,427	0	0	0	0.00%
Total Revenue	0	0	-383,646	0	0	0	0.00%
Total Net Expenditures	5,000	8,000	6,282	82,600	416,282	-3,000	-37.50%

City of St Catharines
Licences general
2020 Operating Budget - Expenditures by Object

	2020 Budget	2019 Budget	2018 Actuals	2017 Actuals	2016 Actuals	\$ Change 2019 Budget	% Change 2019 Budget
Object of Expenditure							
Salaries and Wages							
711.120.001 Salaries/Wages-Regular	265,344	206,936	163,078	178,103	162,178	58,408	28.23%
711.120.002 Salaries/Wages-Overtime	7,998	3,500	8,294	5,584	4,277	4,498	128.51%
711.120.003 Salaries/Wages-extra	0	0	0	5,292	6,565	0	0.00%
711.120.006 Sick Pay	0	0	12,509	713	0	0	0.00%
711.120.007 Vacation/Holiday Pay	0	0	20,529	1,468	500	0	0.00%
711.120.008 Modified Work Program	0	0	3,090	0	0	0	0.00%
711.120.009 Doctor's Appointments	0	0	636	13	0	0	0.00%
711.120.012 Allocation-Clerks	0	0	0	42,075	40,323	0	0.00%
Total Salaries and Wages	273,342	210,436	208,136	233,248	213,843	62,906	29.89%
Benefits							
711.120.030 Pensions	37,509	28,477	26,106	24,664	23,095	9,032	31.72%
711.120.031 Other Benefits	27,404	22,345	20,721	18,248	15,558	5,059	22.64%
711.120.032 Workers Compensation	8,559	6,473	6,614	5,962	5,078	2,086	32.23%
711.120.033 Employment Insurance	4,606	4,005	3,701	3,678	3,874	601	15.01%
711.120.040 Meal Allowance	0	0	0	19	0	0	0.00%
Total Benefits	78,078	61,300	57,142	52,571	47,605	16,778	27.37%
Equipment Operations							
711.120.067 Car Allowance/Mileage	800	800	965	565	374	0	0.00%
Total Equipment Operations	800	800	965	565	374	0	0.00%
Total Expenditures	352,220	272,536	266,243	286,384	261,822	79,684	29.24%
Revenue							
615.120.000 Marriage Licences	-120,000	-115,000	-124,461	-121,553	-109,375	-5,000	4.35%
615.125.000 Break Open Licence Fees	-15,000	-15,000	-16,544	-16,009	-17,923	0	0.00%
615.130.000 Bingo Licence Fees	-130,000	-130,000	-130,265	-131,578	-110,916	0	0.00%
615.135.000 Raffle Licence Fees	-13,000	-13,000	-13,805	-13,248	-14,314	0	0.00%
615.140.000 Business Prof License	-90,000	-90,000	-92,838	-92,074	-92,481	0	0.00%
615.141.000 General Licence Fees	-1,790	0	0	0	0	-1,790	0.00%
Total Revenue	-369,790	-363,000	-377,913	-374,462	-345,009	-6,790	1.87%
Total Net Expenditures	-17,570	-90,464	-111,670	-88,078	-83,187	72,894	-80.58%

City of St Catharines
Canine/Humane Control
2020 Operating Budget - Expenditures by Object

	2020 Budget	2019 Budget	2018 Actuals	2017 Actuals	2016 Actuals	\$ Change 2019 Budget	% Change 2019 Budget
Object of Expenditure							
Salaries and Wages							
713.100.001 Salaries/Wages - Regular	30,832	16,876	13,174	0	0	13,956	82.70%
713.100.012 Allocation-Clerks	0	0	0	14,025	13,441	0	0.00%
713.100.013 Allocation-Finance	0	0	0	6,100	11,000	0	0.00%
Total Salaries and Wages	30,832	16,876	13,174	20,125	24,441	13,956	82.70%
Benefits							
713.100.030 Pensions	3,151	2,727	2,006	0	0	424	15.55%
713.100.031 Other Benefits	1,779	1,684	1,345	0	0	95	5.64%
713.100.032 Workers Compensation	643	483	396	0	0	160	33.13%
713.100.033 Employment Insurance	241	212	164	0	0	29	13.68%
Total Benefits	5,814	5,106	3,911	0	0	708	13.87%
Contracts							
713.100.200 DocuPet Contract Fees	30,000	30,000	37,746	13,368	3,481	0	0.00%
713.100.232 Niag Reg Animal Services	589,795	576,592	567,139	567,139	455,783	13,203	2.29%
713.100.233 Sales Com'n/Royalty	60,000	20,000	32,030	0	15,144	40,000	200.00%
Total Contracts	679,795	626,592	636,915	580,507	474,408	53,203	8.49%
Office and Related Expenses							
713.100.307 Printing	1,350	1,350	0	1,029	112	0	0.00%
Total Office and Related Expenses	1,350	1,350	0	1,029	112	0	0.00%
Total Expenditures	717,791	649,924	654,000	601,661	498,961	67,867	10.44%
Revenue							
615.150.000 Dog Licences	-250,000	-215,000	-251,140	-158,876	-144,109	-35,000	16.28%
Total Revenue	-250,000	-215,000	-251,140	-158,876	-144,109	-35,000	16.28%
Total Net Expenditures	467,791	434,924	402,860	442,785	354,852	32,867	7.56%

City of St Catharines

2020 Operating Budget - Expenditures by Department, Board or Committee

	2020 Budget	2019 Budget	2018 Actuals	2017 Actuals	2016 Actuals	\$ Change 2019 Budget	% Change 2019 Budget
Planning and Building Services							
Planning (p.47)	1,019,918	866,686	666,979	493,835	669,787	153,232	17.68%
PBS Administration (p.49)	574,540	552,679	585,114	519,750	557,698	21,861	3.96%
Committee of Adjustment (p.51)	-24,708	-35,889	-212,770	-101,620	-116,042	11,181	-31.15%
Community Improvement Plan (p.53)	163,417	105,187	69,133	201,715	200,247	58,230	55.36%
Heritage Committee (p.54)	4,100	4,800	-1,258	190	5,864	-700	-14.58%
Building and Plumbing (p.55)	-48,704	-12,336	-390,132	-336,789	-271,996	-36,368	294.81%
Property Standards (p.57)	531,836	533,204	483,909	426,610	477,328	-1,368	-0.26%
Zoning (p.59)	144,262	138,139	130,593	126,070	124,101	6,123	4.43%
Total Planning and Building Services	2,364,661	2,152,470	1,331,568	1,329,761	1,646,987	212,191	9.86%

ESTIMATE 2020 PLANNING AND BUILDING

EXPENDITURE ACCOUNT	2020 BUDGET
711.100	
<u>BUILDING AND PLUMBING</u>	
<u>NEW POSITIONS</u>	
BUILDING INSPECTOR (2)	<u>\$214,436</u>
760.100	
<u>PLANNING SERVICES</u>	
<u>NEW POSITION</u>	
SENIOR PROJECT MANAGER-PLANNING (MAY 1ST START)	<u>\$111,057</u>
<u>CONTRACTED SERVICES</u>	
PLANNER 1	<u>\$95,742</u>
<u>417 - STUDY/CONSULTING SERVICES</u>	
GM SECONDARY PLAN	<u>\$150,000</u>
760.106	
<u>426 - COMMUNITY IMPROVEMENT PROGRAM</u>	<u>\$60,000</u>
Note: \$60,000 funded through Civic Project Fund (CPF) in 2019 (Not funded through CPF in 2020)	
760.160	
<u>HERITAGE GRANT PROGRAM</u>	<u>\$40,000</u>
HERITAGE GRANT PROGRAM, 2019 (FUNDED BY CIVIC PROJECT FUND)	
711.110	
<u>446 - RAT CONTROL REBATE PROGRAM (2019 - \$20,000)</u>	<u>\$10,000</u>
Program uptake to be reviewed during 2021 budget process	

City of St Catharines
Planning
2020 Operating Budget - Expenditures by Object

	2020 Budget	2019 Budget	2018 Actuals	2017 Actuals	2016 Actuals	\$ Change 2019 Budget	% Change 2019 Budget
Object of Expenditure							
Salaries and Wages							
760.100.001 Salaries/Wages-Regular	771,192	719,520	566,693	656,874	648,674	51,672	7.18%
760.100.002 Salaries/Wages-Overtime	35,001	15,002	55,855	26,361	20,052	19,999	133.31%
760.100.003 Salaries/Wages-Ext Svce	106,036	172,528	88,653	70,474	61,870	-66,492	-38.54%
760.100.006 Sick Pay	0	0	30,071	0	0	0	0.00%
760.100.007 Holiday/Vacation Pay	4,247	1,347	88,458	6,706	3,009	2,900	215.29%
760.100.009 Doctor's Appointments	0	0	3,237	37	0	0	0.00%
760.100.012 Allocation	0	0	0	35,380	34,579	0	0.00%
Total Salaries and Wages	916,476	908,397	832,967	795,832	768,184	8,079	0.89%
Benefits							
760.100.030 Pensions	130,855	132,290	104,416	102,136	97,522	-1,435	-1.08%
760.100.031 Other Benefits	87,665	90,106	63,888	73,643	57,653	-2,441	-2.71%
760.100.032 Workers Compensation	29,524	29,318	25,359	23,051	20,908	206	0.70%
760.100.033 Employment Insurance	13,770	14,536	12,032	11,031	13,630	-766	-5.27%
760.100.040 Meal Allowance	250	0	412	194	0	250	0.00%
Total Benefits	262,064	266,250	206,107	210,055	189,713	-4,186	-1.57%
Equipment Operations							
760.100.067 Car Allowance/Mileage	1,250	500	1,746	1,522	497	750	150.00%
Total Equipment Operations	1,250	500	1,746	1,522	497	750	150.00%
Building and Maintenance							
760.100.156 Room Rentals	1,000	500	739	870	1,347	500	100.00%
Total Building and Maintenance	1,000	500	739	870	1,347	500	100.00%
Contracts							
760.100.200 Contract - General	0	0	16,824	37,185	0	0	0.00%
Total Contracts	0	0	16,824	37,185	0	0	0.00%
Office and Related Expenses							
760.100.306 Cell Phones	700	720	346	935	411	-20	-2.78%
760.100.307 Printing	250	250	3,061	1,300	0	0	0.00%
760.100.308 Copying and Prints	0	0	0	0	38	0	0.00%
760.100.312 Books and Publications	3,435	3,565	3,820	2,907	1,782	-130	-3.65%
760.100.314 Software	1,000	1,000	0	0	0	0	0.00%
760.100.330 Equipment/Furniture NTCA	15,093	0	0	0	0	15,093	0.00%
Total Office and Related Expenses	20,478	5,535	7,227	5,142	2,231	14,943	269.97%
Properties							
760.100.350 Office Equip/Furniture	3,000	0	3,040	0	0	3,000	0.00%
760.100.351 Replacements - Micros	0	0	0	0	5,645	0	0.00%
Total Properties	3,000	0	3,040	0	5,645	3,000	0.00%

City of St Catharines
Planning
2020 Operating Budget - Expenditures by Object

	2020 Budget	2019 Budget	2018 Actuals	2017 Actuals	2016 Actuals	\$ Change 2019 Budget	% Change 2019 Budget
Other Service Charges							
760.100.400 Travelling	11,525	7,775	2,943	4,667	2,812	3,750	48.23%
760.100.401 Conferences/Conventions	4,600	4,200	2,643	2,937	2,222	400	9.52%
760.100.402 Technical Training	1,400	1,050	1,559	388	8,135	350	33.33%
760.100.405 Subscriptions/Memb'ships	8,125	7,630	6,222	3,588	7,407	495	6.49%
760.100.417 Study and Consulting fees	150,000	45,149	48,437	69,079	-2,558	104,851	232.23%
760.100.450 Miscellaneous	0	0	0	0	4	0	0.00%
Total Other Service Charges	175,650	65,804	61,804	80,659	18,022	109,846	166.93%
Total Expenditures	1,379,918	1,246,986	1,130,454	1,131,265	985,639	132,932	10.66%
Revenue							
760.100.803 Regional Cost Share	0	0	-44,832	-64,127	0	0	0.00%
760.100.835 Sale of Maps	0	-300	-330	-72	-425	300	-100.00%
760.100.900 Transfer from Reserve	0	0	0	-8,446	0	0	0.00%
760.100.953 Allocation-Comm'ty improv	0	0	0	-100,947	-97,384	0	0.00%
760.100.970 Planning Agreements	-160,000	-170,000	-201,757	-190,134	-87,342	10,000	-5.88%
760.100.971 Planning Applications	-200,000	-210,000	-216,557	-273,704	-130,701	10,000	-4.76%
Total Revenue	-360,000	-380,300	-463,476	-637,430	-315,852	20,300	-5.34%
Total Net Expenditures	1,019,918	866,686	666,978	493,835	669,787	153,232	17.68%

City of St Catharines
PBS Administration
2020 Operating Budget - Expenditures by Object

	2020	2019	2018	2017	2016	\$ Change	% Change
	Budget	Budget	Actuals	Actuals	Actuals	2019 Budget	2019 Budget
Object of Expenditure							
Salaries and Wages							
760.102.001 Salaries/Wages-Regular	413,404	403,823	236,898	486,837	549,934	9,581	2.37%
760.102.002 Salaries/Wages - Overtime	11,586	2,002	13,345	6,170	15,238	9,584	478.72%
760.102.003 Salaries/Wages - Ext Svce	8,540	8,372	79,360	59,009	26,388	168	2.01%
760.102.006 Sick Pay	0	0	12,767	0	0	0	0.00%
760.102.007 Holiday/Vacation Pay	342	336	86,300	5,103	1,754	6	1.79%
760.102.009 Doctor's Appointments	0	0	754	19	0	0	0.00%
Total Salaries and Wages	433,872	414,533	429,424	557,138	593,314	19,339	4.67%
Benefits							
760.102.030 Pensions	65,072	61,793	44,379	74,587	79,634	3,279	5.31%
760.102.031 Other Benefits	56,397	65,354	34,080	67,090	54,160	-8,957	-13.71%
760.102.032 Workers Compensation	12,100	11,119	10,257	15,700	15,485	981	8.82%
760.102.033 Employment Insurance	6,064	5,932	5,188	9,189	11,360	132	2.23%
760.102.040 Meal Allowance	0	0	28	0	0	0	0.00%
760.102.041 Safety Shoes	200	175	350	175	175	25	14.29%
Total Benefits	139,833	144,373	94,282	166,741	160,814	-4,540	-3.14%
Equipment Operations							
760.102.053 Service Contracts	1,250	1,250	0	0	1,092	0	0.00%
760.102.054 Repairs - Equipment	250	250	634	0	353	0	0.00%
760.102.067 Car Allowance/Mileage	1,200	0	28	572	0	1,200	0.00%
Total Equipment Operations	2,700	1,500	662	572	1,445	1,200	80.00%
Contracts							
760.102.206 Contract-Recycl'g/Garbage	200	200	0	0	0	0	0.00%
Total Contracts	200	200	0	0	0	0	0.00%
Office and Related Expenses							
760.102.303 Courier Charges	7,622	7,550	16,447	6,815	8,604	72	0.95%
760.102.306 Cell Phones	600	720	858	290	372	-120	-16.67%
760.102.307 Printing	4,500	4,500	7,564	5,552	1,507	0	0.00%
760.102.310 Office Supplies	15,320	15,320	12,147	13,521	24,133	0	0.00%
760.102.312 Books and Publications	150	545	91	50	231	-395	-72.48%
760.102.318 Cash Processing Fees	15,000	15,000	12,739	14,381	15,574	0	0.00%
760.102.323 Internet Charges	216	216	329	189	203	0	0.00%
760.102.330 Furniture/Equipment NTCA	0	0	3,571	148	0	0	0.00%
Total Office and Related Expenses	43,408	43,851	53,746	40,946	50,624	-443	-1.01%

City of St Catharines
PBS Administration
2020 Operating Budget - Expenditures by Object

	2020 Budget	2019 Budget	2018 Actuals	2017 Actuals	2016 Actuals	\$ Change 2019 Budget	% Change 2019 Budget
Properties							
760.102.351 Replacements - Micros	0	0	0	2,153	-69	0	0.00%
Total Properties	0	0	0	2,153	-69	0	0.00%
Other Service Charges							
760.102.400 Travelling	3,200	3,200	2,364	3,071	3,285	0	0.00%
760.102.401 Conferences/Conventions	1,300	1,300	916	1,823	1,143	0	0.00%
760.102.402 Technical Training	0	250	0	-47	-523	-250	-100.00%
760.102.405 Subscriptions/Memb'ships	1,545	1,580	968	1,486	1,603	-35	-2.22%
760.102.450 Miscellaneous	300	180	2,753	294	85	120	66.67%
Total Other Service Charges	6,345	6,510	7,001	6,627	5,593	-165	-2.53%
Total Expenditures	626,358	610,967	585,115	774,177	811,721	15,391	2.52%
Revenue							
760.102.952 Allocation-Planning	0	0	0	-254,427	-254,023	0	0.00%
760.102.955 Allocation Bldg Indirect	-51,818	-58,288	0	0	0	6,470	-11.10%
Total Revenue	-51,818	-58,288	0	-254,427	-254,023	6,470	-11.10%
Total Net Expenditures	574,540	552,679	585,115	519,750	557,698	21,861	3.96%

**City of St Catharines
Committee of Adjustment
2020 Operating Budget - Expenditures by Object**

	2020 Budget	2019 Budget	2018 Actuals	2017 Actuals	2016 Actuals	\$ Change 2019 Budget	% Change 2019 Budget
Object of Expenditure							
Salaries and Wages							
760.105.001 Salaries/Wages-Regular	168,726	126,562	59,486	103,470	64,250	42,164	33.31%
760.105.002 Salaries/Wages-Overtime	5,720	5,720	4,725	5,539	8,210	0	0.00%
760.105.003 Salaries/Wages-Ext Svce	0	0	4,556	0	0	0	0.00%
760.105.006 Sick Pay	0	0	630	0	0	0	0.00%
760.105.007 Holiday/Vacation Pay	0	0	6,353	373	0	0	0.00%
760.105.009 Doctor's Appointment	0	0	36	0	0	0	0.00%
Total Salaries and Wages	174,446	132,282	75,786	109,382	72,460	42,164	31.87%
Benefits							
760.105.030 Pensions	21,392	18,301	9,429	14,582	8,990	3,091	16.89%
760.105.031 Other Benefits	18,261	16,851	7,347	10,766	6,364	1,410	8.37%
760.105.032 Workers Compensation	5,947	4,587	2,449	3,402	2,114	1,360	29.65%
760.105.033 Employment Insurance	3,205	2,404	1,205	1,881	1,238	801	33.32%
760.105.040 Meal Allowance	120	0	93	102	0	120	0.00%
Total Benefits	48,925	42,143	20,523	30,733	18,706	6,782	16.09%
Equipment Operations							
760.105.067 Car Allowance/Mileage	1,200	1,825	1,122	1,199	1,051	-625	-34.25%
Total Equipment Operations	1,200	1,825	1,122	1,199	1,051	-625	-34.25%
Contracts							
760.105.200 Contract-CofA members	5,000	6,575	3,875	4,425	4,501	-1,575	-23.95%
Total Contracts	5,000	6,575	3,875	4,425	4,501	-1,575	-23.95%
Office and Related Expenses							
760.105.307 Printing	0	0	3	0	0	0	0.00%
760.105.308 Copying and Prints	1,366	1,366	2,578	1,403	1,266	0	0.00%
760.105.310 Office Supplies	1,200	100	1,220	220	9	1,100	1,100.00%
760.105.330 Furniture/Equipment NTCA	0	0	0	1,070	0	0	0.00%
Total Office and Related Expenses	2,566	1,466	3,801	2,693	1,275	1,100	75.03%
Other Service Charges							
760.105.400 Travelling	3,750	3,750	334	418	1,315	0	0.00%
760.105.401 Conferences/Conventions	3,650	3,650	2,550	7,274	2,700	0	0.00%
760.105.402 Training	850	850	0	31	753	0	0.00%
760.105.405 Subscriptions/Memb'ships	1,905	1,570	1,565	1,486	720	335	21.34%
Total Other Service Charges	10,155	9,820	4,449	9,209	5,488	335	3.41%

**City of St Catharines
 Committee of Adjustment
 2020 Operating Budget - Expenditures by Object**

	2020 Budget	2019 Budget	2018 Actuals	2017 Actuals	2016 Actuals	\$ Change 2019 Budget	% Change 2019 Budget
Total Expenditures	242,292	194,111	109,556	157,641	103,481	48,181	24.82%
Revenue							
760.105.972 Minor Variance Appl'n	-267,000	-230,000	-322,326	-259,261	-219,523	-37,000	16.09%
Total Revenue	-267,000	-230,000	-322,326	-259,261	-219,523	-37,000	16.09%
Total Net Expenditures	-24,708	-35,889	-212,770	-101,620	-116,042	11,181	-31.15%

**City of St Catharines
Community Improvement Plan
2020 Operating Budget - Expenditures by Object**

	2020 Budget	2019 Budget	2018 Actuals	2017 Actuals	2016 Actuals	\$ Change 2019 Budget	% Change 2019 Budget
Object of Expenditure							
Salaries and Wages							
760.106.001 Salaries/Wages - regular	80,151	78,850	58,513	0	0	1,301	1.65%
760.106.007 Vacation/Holiday Pay	0	0	85	0	0	0	0.00%
760.106.012 Allocation-Planning	0	0	0	100,947	97,384	0	0.00%
Total Salaries and Wages	80,151	78,850	58,598	100,947	97,384	1,301	1.65%
Benefits							
760.106.030 Pensions	10,751	12,308	10,019	0	0	-1,557	-12.65%
760.106.031 Other Benefits	7,553	9,133	7,186	0	0	-1,580	-17.30%
760.106.032 Workers Compensation	2,712	2,744	2,238	0	0	-32	-1.17%
760.106.033 Employment Insurance	1,200	1,202	1,092	0	0	-2	-0.17%
Total Benefits	22,216	25,387	20,535	0	0	-3,171	-12.49%
Equipment Operations							
760.106.067 Car Allowance/Mileage	200	200	0	0	0	0	0.00%
Total Equipment Operations	200	200	0	0	0	0	0.00%
Office and Related Expenses							
760.106.309 Advertising/Brochure	0	0	0	0	-10,000	0	0.00%
Total Office and Related Expenses	0	0	0	0	-10,000	0	0.00%
Other Service Charges							
760.106.401 Conferences/Conventions	850	750	0	769	2,863	100	13.33%
760.106.426 Grant Program	60,000	60,000	0	99,999	100,000	0	0.00%
760.107.426 Comm'ty Imprvmt Grants	0	0	1,054,754	1,159,248	0	0	0.00%
Total Other Service Charges	60,850	60,750	1,054,754	1,260,016	102,863	100	0.16%
Total Expenditures	163,417	165,187	1,133,887	1,360,963	190,247	-1,770	-1.07%
Revenue							
760.106.955 Funding from Reserve	0	-60,000	0	0	0	60,000	-100.00%
760.107.803 Region/Other Municipality	0	0	-596,131	-291,047	0	0	0.00%
760.107.900 Transfer from Reserve	0	0	-458,623	-868,201	0	0	0.00%
Total Revenue	0	-60,000	-1,054,754	-1,159,248	0	60,000	-100.00%
Total Net Expenditures	163,417	105,187	79,133	201,715	190,247	58,230	55.36%

City of St Catharines
Heritage Committee
2020 Operating Budget - Expenditures by Object

Object of Expenditure	2020 Budget	2019 Budget	2018 Actuals	2017 Actuals	2016 Actuals	\$ Change 2019 Budget	% Change 2019 Budget
Office and Related Expenses							
760.130.312 Photo and Publications	500	200	571	83	0	300	150.00%
Total Office and Related Expenses	500	200	571	83	0	300	150.00%
Other Service Charges							
760.130.400 Travelling	1,800	1,500	171	29	840	300	20.00%
760.130.401 Conferences/Conventions	500	300	0	54	792	200	66.67%
760.130.405 Subscriptions/Memb'ships	500	500	687	206	281	0	0.00%
760.130.450 Miscellaneous	300	300	30	0	149	0	0.00%
760.130.461 Heritage Recognition	5,000	5,000	1,257	2,968	3,802	0	0.00%
Total Other Service Charges	8,100	7,600	2,145	3,257	5,864	500	6.58%
Total Expenditures	8,600	7,800	2,716	3,340	5,864	800	10.26%
Revenue							
760.130.800 Miscellaneous Revenue	0	0	0	-300	0	0	0.00%
760.130.971 Heritage Applications	-4,500	-3,000	-3,974	-2,850	0	-1,500	50.00%
Total Revenue	-4,500	-3,000	-3,974	-3,150	0	-1,500	50.00%
Total Net Expenditures	4,100	4,800	-1,258	190	5,864	-700	-14.58%

City of St Catharines
Building and Plumbing
2020 Operating Budget - Expenditures by Object

	2020 Budget	2019 Budget	2018 Actuals	2017 Actuals	2016 Actuals	\$ Change 2019 Budget	% Change 2019 Budget
Object of Expenditure							
Salaries and Wages							
711.100.001 Salaries/Wages-Regular	1,584,114	1,384,081	970,567	893,441	988,017	200,033	14.45%
711.100.002 Salaries/Wages-Overtime	50,000	5,002	108,332	51,714	18,138	44,998	899.60%
711.100.003 Salaries/Wages-Ext Svce	52,533	40,242	66,747	7,919	26,824	12,291	30.54%
711.100.006 Sick Pay	0	0	32,147	1,650	0	0	0.00%
711.100.007 Holiday and Vacation Pay	461	0	112,411	5,025	1,789	461	0.00%
711.100.009 Doctor's Appointments	0	0	5,223	21	0	0	0.00%
711.100.012 Allocation	0	0	0	134,227	132,996	0	0.00%
Total Salaries and Wages	1,687,108	1,429,325	1,295,427	1,093,997	1,167,764	257,783	18.04%
Benefits							
711.100.030 Pensions	244,698	216,918	159,921	129,874	142,591	27,780	12.81%
711.100.031 Other Benefits	165,192	158,172	117,131	110,523	97,510	7,020	4.44%
711.100.032 Workers Compensation	56,099	46,371	40,776	29,409	30,067	9,728	20.98%
711.100.033 Employment Insurance	24,688	21,973	17,817	14,364	19,037	2,715	12.36%
711.100.040 Meal Allowance	500	0	328	74	0	500	0.00%
711.100.041 Safety Shoes	3,000	2,800	2,275	2,450	2,800	200	7.14%
Total Benefits	494,177	446,234	338,248	286,694	292,005	47,943	10.74%
Equipment Operations							
711.100.053 Service Contracts	0	0	10,520	0	0	0	0.00%
711.100.067 Car Allowance/Mileage	53,400	40,000	51,946	48,845	40,621	13,400	33.50%
Total Equipment Operations	53,400	40,000	62,466	48,845	40,621	13,400	33.50%
Materials							
711.100.110 Uniform clothing	1,500	1,500	1,766	1,557	312	0	0.00%
Total Materials	1,500	1,500	1,766	1,557	312	0	0.00%
Office and Related Expenses							
711.100.306 Telephone	8,400	17,700	11,847	10,659	6,012	-9,300	-52.54%
711.100.307 Printing	400	150	732	81	189	250	166.67%
711.100.310 Office Supplies	300	100	114	37	305	200	200.00%
711.100.312 Books and Publications	1,275	1,000	2,749	2,176	1,175	275	27.50%
711.100.314 Software licences	31,000	31,000	34,810	31,000	0	0	0.00%
711.100.323 Internet Charges	3,360	0	0	0	0	3,360	0.00%
711.100.330 Furniture/Equipment NTCA	1,000	500	363	0	448	500	100.00%
Total Office and Related Expenses	45,735	50,450	50,615	43,953	8,129	-4,715	-9.35%
Properties							
711.100.351 Replacements - micros	0	0	0	0	8,204	0	0.00%
Total Properties	0	0	0	0	8,204	0	0.00%

City of St Catharines
Building and Plumbing
2020 Operating Budget - Expenditures by Object

	2020 Budget	2019 Budget	2018 Actuals	2017 Actuals	2016 Actuals	\$ Change 2019 Budget	% Change 2019 Budget
Other Service Charges							
711.100.400 Travelling	13,100	9,100	7,703	4,468	11,515	4,000	43.96%
711.100.401 Conferences/Conventions	8,100	6,035	3,690	4,895	1,650	2,065	34.22%
711.100.402 Training	8,400	8,400	10,910	13,117	16,191	0	0.00%
711.100.405 Subscriptions/Memb'ships	13,370	14,457	10,333	10,642	13,083	-1,087	-7.52%
711.100.417 Study/Consulting Fees	5,000	5,000	8,037	6,165	938	0	0.00%
711.100.421 Title Searches/Regist'ns	1,000	1,000	0	222	31	0	0.00%
711.100.447 Indirect Prgm Costs	350,000	300,000	0	0	0	50,000	16.67%
711.100.448 Alloc'n to Bldg reserve	0	0	156,578	686,626	117,182	0	0.00%
711.100.450 Miscellaneous	400	400	668	0	622	0	0.00%
Total Other Service Charges	399,370	344,392	197,919	726,135	161,212	54,978	15.96%
Total Expenditures	2,681,290	2,311,901	1,946,441	2,201,181	1,678,247	369,389	15.98%
Revenue							
615.105.000 Building Permits	-2,525,000	-2,025,000	-2,230,152	-2,421,350	-1,865,447	-500,000	24.69%
615.110.000 Plumbing Permits	-59,550	-50,000	-57,303	-70,804	-47,186	-9,550	19.10%
615.115.000 Sign Permits	-41,000	-35,000	-45,015	-41,909	-32,829	-6,000	17.14%
711.100.800 Miscellaneous Revenue	-4,155	-3,600	-4,103	-3,581	-4,781	-555	15.42%
711.100.900 Transfer from Reserve	-100,289	-210,637	0	0	0	110,348	-52.39%
Total Revenue	-2,729,994	-2,324,237	-2,336,573	-2,537,644	-1,950,243	-405,757	17.46%
Total Net Expenditures	-48,704	-12,336	-390,132	-336,463	-271,996	-36,368	294.81%

City of St Catharines
Property Standards
2020 Operating Budget - Expenditures by Object

	2020 Budget	2019 Budget	2018 Actuals	2017 Actuals	2016 Actuals	\$ Change 2019 Budget	% Change 2019 Budget
Object of Expenditure							
Salaries and Wages							
711.110.001 Salaries/Wages-Regular	353,144	347,412	282,339	245,258	281,674	5,732	1.65%
711.110.002 Salaries/Wages-Overtime	0	0	11,493	3,157	370	0	0.00%
711.110.006 Sick Pay	0	0	8,124	0	0	0	0.00%
711.110.007 Holiday/Vacation Pay	0	0	27,149	687	0	0	0.00%
711.110.009 Doctor's Appointments	0	0	1,107	0	0	0	0.00%
711.110.012 Allocation-Administr'n	0	0	0	67,150	69,158	0	0.00%
Total Salaries and Wages	353,144	347,412	330,212	316,252	351,202	5,732	1.65%
Benefits							
711.110.030 Pensions	56,086	53,880	45,257	33,355	39,170	2,206	4.09%
711.110.031 Other Benefits	45,706	48,078	35,008	25,537	25,347	-2,372	-4.93%
711.110.032 Workers Compensation	11,856	11,488	10,765	7,676	8,138	368	3.20%
711.110.033 Employment Insurance	6,000	6,008	5,355	3,904	4,951	-8	-0.13%
711.110.040 Meal Allowance	0	0	19	28	0	0	0.00%
711.110.041 Safety Shoes	800	700	700	700	700	100	14.29%
Total Benefits	120,448	120,154	97,104	71,200	78,306	294	0.24%
Equipment Operations							
711.110.067 Car Allowance/Mileage	23,000	22,000	24,126	22,831	22,562	1,000	4.55%
Total Equipment Operations	23,000	22,000	24,126	22,831	22,562	1,000	4.55%
Materials							
711.110.110 Uniform Clothing	2,000	2,000	703	2,754	115	0	0.00%
Total Materials	2,000	2,000	703	2,754	115	0	0.00%
Office and Related Expenses							
711.110.306 Cellular Phones	2,400	4,800	2,983	2,927	2,058	-2,400	-50.00%
711.110.307 Printing	0	0	0	0	11	0	0.00%
711.110.312 Books and Publications	500	200	0	38	0	300	150.00%
711.110.323 Internet Charges	1,920	0	0	0	0	1,920	0.00%
Total Office and Related Expenses	4,820	5,000	2,983	2,965	2,069	-180	-3.60%
Properties							
711.110.351 Replacements-Micros	0	0	0	0	6,400	0	0.00%
Total Properties	0	0	0	0	6,400	0	0.00%

City of St Catharines
Property Standards
2020 Operating Budget - Expenditures by Object

	2020 Budget	2019 Budget	2018 Actuals	2017 Actuals	2016 Actuals	\$ Change 2019 Budget	% Change 2019 Budget
Other Service Charges							
711.110.400 Travelling	3,900	3,000	1,918	584	2,294	900	30.00%
711.110.401 Conferences/Conventions	500	500	0	0	0	0	0.00%
711.110.402 Training	5,034	5,668	2,847	1,620	2,782	-634	-11.19%
711.110.405 Subscriptions/Memb'ships	2,490	1,970	1,386	526	1,352	520	26.40%
711.110.417 Study/Consulting Fees	0	0	1,094	0	3,727	0	0.00%
711.110.421 Title Searches/Regist'ns	8,500	7,000	7,597	8,358	9,341	1,500	21.43%
711.110.446 Rat Control Rebate Prgm	10,000	20,000	16,300	0	0	-10,000	-50.00%
711.110.450 Miscellaneous	0	0	0	1,040	0	0	0.00%
Total Other Service Charges	30,424	38,138	31,142	12,128	19,496	-7,714	-20.23%
Total Expenditures	533,836	534,704	486,270	428,130	480,150	-868	-0.16%
Revenue							
711.110.834 Recoveries-contracts	0	0	-469	0	0	0	0.00%
711.110.858 Reg'n/Discharge PS Orders	-2,000	-1,500	-1,892	-1,846	-2,822	-500	33.33%
Total Revenue	-2,000	-1,500	-2,361	-1,846	-2,822	-500	33.33%
Total Net Expenditures	531,836	533,204	483,909	426,284	477,328	-1,368	-0.26%

City of St Catharines
Zoning
2020 Operating Budget - Expenditures by Object

	2020 Budget	2019 Budget	2018 Actuals	2017 Actuals	2016 Actuals	\$ Change 2019 Budget	% Change 2019 Budget
Object of Expenditure							
Salaries and Wages							
711.115.001 Salaries/Wages-Regular	135,490	133,291	105,436	128,635	128,279	2,199	1.65%
711.115.002 Salaries/Wages-Overtime	0	0	0	1,994	527	0	0.00%
711.115.006 Sick Pay	0	0	12,218	252	0	0	0.00%
711.115.007 Vacation/Holiday Pay	0	0	18,296	499	0	0	0.00%
711.115.009 Doctor's Appointments	0	0	198	0	0	0	0.00%
Total Salaries and Wages	135,490	133,291	136,148	131,380	128,806	2,199	1.65%
Benefits							
711.115.030 Pensions	22,710	20,615	18,316	18,069	17,837	2,095	10.16%
711.115.031 Other Benefits	15,083	13,911	11,729	10,538	10,075	1,172	8.42%
711.115.032 Workers Compensation	4,378	4,438	4,250	4,058	3,743	-60	-1.35%
711.115.033 Employment Insurance	2,571	2,404	2,185	2,131	2,476	167	6.95%
Total Benefits	44,742	41,368	36,480	34,796	34,131	3,374	8.16%
Other Service Charges							
711.115.401 Conferences/Conventions	850	0	0	0	0	850	0.00%
711.115.405 Subscriptions/Memb'ships	430	0	0	0	0	430	0.00%
Total Other Service Charges	1,280	0	0	0	0	1,280	0.00%
Total Expenditures	181,512	174,659	172,628	166,176	162,937	6,853	3.92%
Revenue							
711.115.820 Mortgage Clearances	-37,250	-36,520	-42,035	-40,106	-38,836	-730	2.00%
Total Revenue	-37,250	-36,520	-42,035	-40,106	-38,836	-730	2.00%
Total Net Expenditures	144,262	138,139	130,593	126,070	124,101	6,123	4.43%

City of St Catharines

2020 Operating Budget - Expenditures by Department, Board or Committee

	2020 Budget	2019 Budget	2018 Actuals	2017 Actuals	2016 Actuals	\$ Change 2019 Budget	% Change 2019 Budget
Fire Services							
Fire Services	26,250,428	25,336,673	24,808,536	24,581,062	22,456,384	913,755	3.61%
Total Fire Services	26,250,428	25,336,673	24,808,536	24,581,062	22,456,384	913,755	3.61%

EXPENDITURE ACCOUNT	2019 BUDGET	2020 BUDGET	
710.100 FIRE SERVICES:			
WAGES AND BENEFITS	\$24,264,856	\$25,111,996	3.49%
OPERATIONS / EXPENSES	2,457,030	2,671,117	
OFFSET REVENUE	-1,385,213	-1,532,685	
TOTAL FIRE SERVICES:	<u>\$25,336,673</u>	<u>\$26,250,428</u>	<u>3.61%</u>

UNDER SICK LEAVE BENEFIT PLANS FOR FIREFIGHTERS, UNUSED SICK LEAVE CAN ACCUMULATE AND EMPLOYEES MAY BECOME ENTITLED TO A CASH PAYMENT WHEN THEY LEAVE THE MUNICIPALITY'S EMPLOYMENT. THE UNUSED SICK DAYS FOR OTHER EMPLOYEES HAVE BEEN FROZEN AND THE GRATUITY RELATING TO THESE UNUSED DAYS IS TO BE PAID OUT BY INSTALMENTS OR UPON RETIREMENT.

THE LIABILITY FOR THESE ACCUMULATED DAYS, TO THE EXTENT THAT THEY HAVE VESTED AND COULD BE TAKEN IN CASH BY AN EMPLOYEE ON TERMINATION, AMOUNTED TO \$4,030,049 AT DECEMBER 31, 2018. NO AMOUNT HAS BEEN PROVIDED FOR THIS PAST SERVICE LIABILITY. THE ACCUMULATED SICK LEAVE RESERVE AT DECEMBER 31, 2018 IS \$2,988,000 (74%)

180- IMPROVEMENTS-NonTCA (2019 - \$26,500)

STATION 1 - ROOF MAINTENANCE	\$5,100
STATION 2 - ROOF MAINTENANCE	1,020
STATION 2 - PAINT BAY DOORS	5,100
STATION 2 - PAINT STATION	1,000
STATION 3 - PAINT BAY DOORS	5,100
STATION 4 - ROOF MAINTENANCE - AT METAL ROOF TRANSITION	5,610
STATION 5 - PAINT BAY DOORS	5,100
	<u>\$28,030</u>

417 - STUDY/CONSULTING SERVICES (2019 - \$0)

FEASIBILITY STUDY FOR STATION UPGRADE & RENEWAL (FUNDED FROM HYDRO FUND RESERVE)	<u>\$50,000</u>
---	-----------------

EXPENDITURE ACCOUNT	2020 BUDGET
310.111 <u>FIRE FIGHTING EQUIPMENT RESERVE:</u>	
OPENING BALANCE	1,371,404
ANNUAL RESERVE PROVISION (710.100.069)	590,000
EXPENDITURES (2020)	(930,455)
EXPENDITURES (PRIOR YEAR COMMITMENTS)	<u>-</u>
CLOSING BALANCE	<u>1,030,949</u>
 <u>EXPENDITURE DETAILS:</u>	
THREE (3) DODGE CALIBER SX (REPLACE UNITS #032, #033 & #037)	105,000
ONE (1) FORD RANGER PICKUP TRUCK (REPLACE UNIT #FF-035-09)	35,000
ONE(1) FREIGHTLINER FL80 PUMP/TANKER (REPLACE UNIT #019)	<u>790,455</u>
	<u>930,455</u>

City of St Catharines
Fire Services
2020 Operating Budget - Expenditures by Object

	2020	2019	2018	2017	2016	\$ Change	% Change
Object of Expenditure	Budget	Budget	Actuals	Actuals	Actuals	2019 Budget	2019 Budget
Salaries and Wages							
710.100.001 Salaries/Wages-Regular	17,102,554	16,575,721	12,955,030	15,303,359	15,286,999	526,833	3.18%
710.100.002 Salaries/Wages-Overtime	1,099,998	1,099,998	2,041,264	1,645,443	852,085	0	0.00%
710.100.003 Salaries/Wages-Ext Svce	0	9,601	124,754	51,308	773	-9,601	-100.00%
710.100.004 Salaries-Acting Rank	92,000	90,000	123,590	110,581	96,050	2,000	2.22%
710.100.005 Service Pay	500	500	485	515	-15	0	0.00%
710.100.006 Sick Pay	1,099,999	1,099,999	1,389,470	1,095,265	548,981	0	0.00%
710.100.007 Holiday/Vacation Pay	36,288	21,160	2,700,541	159,779	74,913	15,128	71.49%
710.100.009 Doctor's Appointments	0	0	33	0	0	0	0.00%
710.100.010 Sick Leave Payout	143,510	99,222	483,719	70,829	292,818	44,288	44.64%
710.100.011 Supp'y Retirement	1,895	1,895	1,894	1,894	1,894	0	0.00%
Total Salaries and Wages	19,576,744	18,998,096	19,820,780	18,438,973	17,154,498	578,648	3.05%
Benefits							
710.100.030 Pensions	2,935,150	2,690,952	2,305,821	2,513,325	2,295,532	244,198	9.07%
710.100.031 Other Benefits	1,790,899	1,835,379	1,311,723	1,818,551	1,304,852	-44,480	-2.42%
710.100.032 Workers Compensation	548,952	490,169	439,660	735,974	397,666	58,783	11.99%
710.100.033 Employment Insurance	235,251	225,260	167,911	192,474	209,873	9,991	4.44%
710.100.043 Negotiations/Arbitration	25,000	25,000	12,307	52,327	65,948	0	0.00%
Total Benefits	5,535,252	5,266,760	4,237,422	5,312,651	4,273,871	268,492	5.10%
Equipment Operations							
710.100.050 Rentals	200	200	9	24	8	0	0.00%
710.100.053 Service Contracts	417,262	236,818	143,975	170,971	151,816	180,444	76.20%
710.100.054 Repairs-equipment	1,664	1,600	1,409	1,434	1,655	64	4.00%
710.100.055 Repairs-Auto	290,000	277,222	349,266	231,446	286,042	12,778	4.61%
710.100.057 Defibrillation Program	0	0	0	1,394	1,377	0	0.00%
710.100.058 Radio Sys-Repr/Upgrades	28,800	40,000	36,365	39,997	41,860	-11,200	-28.00%
710.100.059 Repairs-Fire Fight'g Equip	20,000	17,000	17,517	12,236	12,186	3,000	17.65%
710.100.060 Testing and Inspection	54,350	32,100	24,316	34,988	34,031	22,250	69.31%
710.100.061 Licenses	12,060	13,000	14,562	11,037	8,730	-940	-7.23%
710.100.064 Insurance-motor vehicle	22,000	21,252	20,788	21,797	17,247	748	3.52%
710.100.065 Motor Vehicle Supplies	1,020	1,000	51	666	822	20	2.00%
710.100.066 Fuel-Gasoline,Diesel	96,900	95,000	111,289	96,105	81,377	1,900	2.00%
710.100.067 Car Allowance/Mileage	100	100	150	133	22	0	0.00%
710.100.069 Equipment Allocation	590,000	575,000	500,000	500,000	450,110	15,000	2.61%
710.100.070 Fire Fight'g Equipment	160,450	149,890	120,460	121,685	116,238	10,560	7.05%
710.100.073 Medical supplies	12,750	12,500	9,626	11,328	9,050	250	2.00%
Total Equipment Operations	1,707,556	1,472,682	1,349,783	1,255,241	1,212,571	234,874	15.95%
Materials							
710.100.102 Small Tools/Equipment	3,468	3,400	2,302	1,855	3,618	68	2.00%

City of St Catharines
Fire Services
2020 Operating Budget - Expenditures by Object

	2020	2019	2018	2017	2016	\$ Change	% Change
	Budget	Budget	Actuals	Actuals	Actuals	2019 Budget	2019 Budget
710.100.104 General Supplies	1,020	1,000	913	503	912	20	2.00%
710.100.110 Uniform Clothing	83,200	75,000	73,514	88,599	74,785	8,200	10.93%
710.100.111 Protective Clothing	131,500	125,500	115,154	126,168	120,249	6,000	4.78%
710.100.112 Resale-Alarm Awareness Pt	23,000	23,000	22,100	0	0	0	0.00%
Total Materials	242,188	227,900	213,983	217,125	199,564	14,288	6.27%
Building and Maintenance							
710.100.150 Cleaning Service	1,530	1,500	1,013	964	1,713	30	2.00%
710.100.151 Cleaning Supplies	10,200	10,000	12,544	11,196	11,986	200	2.00%
710.100.152 Gen Bldg Mtncce Supplies	10,200	10,000	9,554	15,787	13,921	200	2.00%
710.100.153 Snow Removal	0	0	0	267	0	0	0.00%
710.100.162 Repairs	99,394	99,394	88,230	85,987	93,310	0	0.00%
710.100.163 Heat,Light,Power,Water	199,950	199,000	175,217	177,373	181,345	950	0.48%
710.100.173 Insurance-Bldg/Contents	9,225	8,401	8,701	8,354	8,230	824	9.81%
710.100.180 Improvements-Non TCA	28,030	26,500	5,000	5,000	0	1,530	5.77%
Total Building and Maintenance	358,529	354,795	300,259	304,928	310,505	3,734	1.05%
Contracts							
710.100.206 Contracts-garbage coll'n	7,599	7,450	11,017	7,781	7,113	149	2.00%
710.100.230 Lawn Maintenance	0	0	14	0	0	0	0.00%
710.100.235 Contract-Pest Control	765	750	1,590	962	680	15	2.00%
Total Contracts	8,364	8,200	12,621	8,743	7,793	164	2.00%
Office and Related Expenses							
710.100.302 Insurance-Liability	18,519	19,212	18,595	19,157	21,216	-693	-3.61%
710.100.303 Courier Charges	3,876	3,800	3,846	4,211	4,069	76	2.00%
710.100.304 Postage	25	25	0	0	0	0	0.00%
710.100.305 Telephone	63,500	69,610	73,974	102,829	128,463	-6,110	-8.78%
710.100.306 Cellular Phones	13,260	13,000	14,408	15,662	15,000	260	2.00%
710.100.307 Printing	3,060	3,000	7,605	4,315	1,164	60	2.00%
710.100.308 Copying and Prints	10,500	10,500	9,268	9,378	9,550	0	0.00%
710.100.309 Advertising	408	400	0	0	0	8	2.00%
710.100.310 Office Supplies	12,240	12,000	9,717	9,862	17,840	240	2.00%
710.100.311 Record Maintenance	500	500	321	511	330	0	0.00%
710.100.312 Books and Publications	4,550	4,550	638	3,237	4,944	0	0.00%
710.100.314 Software	0	30,936	8,688	32,138	7,805	-30,936	-100.00%
710.100.323 Internet Charges	2,400	2,400	1,041	1,041	1,856	0	0.00%
710.100.330 Furniture/Equipment NTCA	7,030	7,000	8,607	3,688	4,159	30	0.43%
Total Office and Related Expenses	139,868	176,933	156,708	206,029	216,396	-37,065	-20.95%
Properties							
710.100.350 Office Equipmt/Furniture	4,080	4,000	1,801	295	0	80	2.00%
710.100.351 Replacement-Micros	0	0	0	0	33,423	0	0.00%
710.100.353 Motor Vehicles	0	0	47,542	37,690	0	0	0.00%

City of St Catharines
Fire Services
2020 Operating Budget - Expenditures by Object

	2020 Budget	2019 Budget	2018 Actuals	2017 Actuals	2016 Actuals	\$ Change 2019 Budget	% Change 2019 Budget
710.100.354 Other Equipment	0	0	0	0	7,759	0	0.00%
710.100.356 Bldg & Improvements	0	50,000	0	0	0	-50,000	-100.00%
Total Properties	4,080	54,000	49,343	37,985	41,182	-49,920	-92.44%
Other Service Charges							
710.100.400 Travelling	816	800	426	513	664	16	2.00%
710.100.401 Conferences/Conventions	13,000	13,000	11,943	20,737	8,163	0	0.00%
710.100.402 Training	20,000	20,000	20,867	30,557	0	0	0.00%
710.100.405 Subscriptions/Memb'ships	5,196	7,200	7,121	7,402	7,435	-2,004	-27.83%
710.100.417 Study/Consulting Fees	50,000	0	0	0	16,138	50,000	0.00%
710.100.427 Fire Preventn Activities	39,000	39,000	11,485	45,566	49,183	0	0.00%
710.100.428 Communications Division	8,350	8,350	4,220	8,347	6,379	0	0.00%
710.100.430 Fire Fighting Training	70,170	70,170	77,930	36,677	30,602	0	0.00%
710.100.446 Cost Share-Municipalities	2,500	2,500	4,034	2,212	0	0	0.00%
710.100.447 Fire Ground Rehab	1,000	1,000	4,492	1,056	1,418	0	0.00%
710.100.448 Eq't Reserve Allocation	0	0	4,194	9,043	4,859	0	0.00%
710.100.450 Miscellaneous	500	500	1,768	1,755	4,573	0	0.00%
Total Other Service Charges	210,532	162,520	148,480	163,865	129,414	48,012	29.54%
Total Expenditures	27,783,113	26,721,886	26,289,379	25,945,540	23,545,794	1,061,227	3.97%
Revenue							
710.100.800 Miscellaneous Revenue	-8,000	-8,000	-3,125	-7,544	-17,650	0	0.00%
710.100.803 Other Municipalities	0	0	0	-13,926	0	0	0.00%
710.100.804 CAD Revenue	-1,034,685	-1,012,213	-983,104	-954,614	-927,676	-22,472	2.22%
710.100.807 Fire Prevention Billings	-45,000	-45,000	-82,268	-60,091	-60,200	0	0.00%
710.100.817 Workers Comp Recovery	-135,000	-115,000	-287,220	-197,302	-27,050	-20,000	17.39%
710.100.818 MTO Emergency Recovery	-40,000	-40,000	-48,887	-70,935	-51,974	0	0.00%
710.100.835 Obsolete Vehicle Sales	0	0	-4,540	-9,043	-4,859	0	0.00%
710.100.900 Transfer from Reserve	-215,000	-125,000	-52,975	-50,760	0	-90,000	72.00%
710.100.940 Smoke/CO Alarm Program	-20,000	-20,000	-18,724	-263	0	0	0.00%
710.100.941 Preventable False Alarms	-35,000	-20,000	0	0	0	-15,000	75.00%
Total Revenue	-1,532,685	-1,385,213	-1,480,843	-1,364,478	-1,089,409	-147,472	10.65%
Total Net Expenditures	26,250,428	25,336,673	24,808,536	24,581,062	22,456,385	913,755	3.61%

City of St Catharines

2020 Operating Budget - Expenditures by Department, Board or Committee

	2020 Budget	2019 Budget	2018 Actuals	2017 Actuals	2016 Actuals	\$ Change 2019 Budget	% Change 2019 Budget
Economic Development & Tourism							
Economic Development (p.67)	819,363	737,000	660,059	604,915	606,454	82,363	11.18%
Enterprise Centre (p.69)	122,243	94,887	88,538	22,779	48,919	27,356	28.83%
Tourism Promotion (p.71)	294,177	276,575	272,050	268,177	274,883	17,602	6.36%
Physician Recruitment (p.73)	30,000	0	0	0	0	30,000	0.00%
Total Economic Development & Tourism	1,265,783	1,108,462	1,020,647	895,871	930,256	157,321	14.19%

City of St Catharines
Economic Development
2020 Operating Budget - Expenditures by Object

	2020 Budget	2019 Budget	2018 Actuals	2017 Actuals	2016 Actuals	\$ Change 2019 Budget	% Change 2019 Budget
Object of Expenditure							
Salaries and Wages							
761.100.001 Salaries/Wages-Regular	442,875	418,245	295,639	314,490	317,348	24,630	5.89%
761.100.002 Salaries/Wages-Overtime	0	0	1,820	75	225	0	0.00%
761.100.003 Salaries/Wages-Ext Svce	152,807	156,262	80,072	58,148	59,422	-3,455	-2.21%
761.100.006 Sick Pay	0	0	3,017	0	0	0	0.00%
761.100.007 Holiday/Vacation Pay	0	0	60,325	5,055	2,796	0	0.00%
761.100.009 Doctor's Appointments	0	0	156	0	0	0	0.00%
Total Salaries and Wages	595,682	574,507	441,029	377,768	379,791	21,175	3.69%
Benefits							
761.100.030 Pensions	89,139	84,404	57,013	60,013	53,057	4,735	5.61%
761.100.031 Other Benefits	52,424	56,530	34,812	28,195	29,801	-4,106	-7.26%
761.100.032 Workers Compensation	17,301	16,830	12,041	10,128	10,531	471	2.80%
761.100.033 Employment Insurance	7,730	7,620	5,813	5,508	6,536	110	1.44%
761.100.040 Meal Allowance	0	0	14	0	0	0	0.00%
Total Benefits	166,594	165,384	109,693	103,844	99,925	1,210	0.73%
Equipment Operations							
761.100.067 Car Allowance/Mileage	5,000	5,000	3,112	4,610	4,352	0	0.00%
Total Equipment Operations	5,000	5,000	3,112	4,610	4,352	0	0.00%
Materials							
761.100.112 Resale Items	0	0	0	0	-1,103	0	0.00%
761.100.113 Obsolete Items	0	0	0	4,213	0	0	0.00%
Total Materials	0	0	0	4,213	-1,103	0	0.00%
Office and Related Expenses							
761.100.303 Courier Services	150	150	30	22	10	0	0.00%
761.100.306 Cellular Phones	4,000	3,250	3,693	4,349	2,999	750	23.08%
761.100.307 Printing	600	600	838	403	251	0	0.00%
761.100.310 Office Supplies	600	600	283	431	769	0	0.00%
761.100.312 Books and Publications	250	250	240	188	218	0	0.00%
761.100.330 Furniture/Equipment NTCA	500	500	571	500	0	0	0.00%
Total Office and Related Expenses	6,100	5,350	5,655	5,893	4,247	750	14.02%
Properties							
761.100.350 Office Equipmt/Furniture	0	3,000	0	0	0	-3,000	-100.00%
761.100.351 Replacements - Micros	0	0	0	0	264	0	0.00%
Total Properties	0	3,000	0	0	264	-3,000	-100.00%

City of St Catharines
Economic Development
2020 Operating Budget - Expenditures by Object

	2020 Budget	2019 Budget	2018 Actuals	2017 Actuals	2016 Actuals	\$ Change 2019 Budget	% Change 2019 Budget
Other Service Charges							
761.100.400 Travelling	300	300	-42	525	619	0	0.00%
761.100.401 Conferences/Conventions	1,750	1,750	1,738	3,498	3,087	0	0.00%
761.100.402 Education/training	1,500	1,000	1,022	1,868	2,499	500	50.00%
761.100.405 Subscriptions/Memb'ships	4,785	3,905	4,456	8,584	7,759	880	22.54%
761.100.406 Promotion and Publicity	60,500	60,500	64,847	63,701	78,479	0	0.00%
761.100.417 Study/Consulting Fees	0	0	0	0	25,440	0	0.00%
761.100.431 Civic Receptions/Dinners	3,000	3,000	2,690	3,446	2,246	0	0.00%
761.100.446 Downtown Program	25,000	25,000	25,859	26,965	37,653	0	0.00%
761.100.450 Miscellaneous	10,000	10,000	0	0	50	0	0.00%
Total Other Service Charges	106,835	105,455	100,570	108,587	157,832	1,380	1.31%
Total Expenditures	880,211	858,696	660,059	604,915	645,308	21,515	2.51%
Revenue							
761.100.802 Federal grants-various	0	0	0	0	-15,000	0	0.00%
761.100.805 Corporate Contributions	0	0	0	0	-23,005	0	0.00%
761.100.900 Transfer from Reserve	-60,848	-121,696	0	0	0	60,848	-50.00%
761.100.940 Resale Items	0	0	0	0	-849	0	0.00%
Total Revenue	-60,848	-121,696	0	0	-38,854	60,848	-50.00%
Total Net Expenditures	819,363	737,000	660,059	604,915	606,454	82,363	11.18%

City of St Catharines
Enterprise Centre
2020 Operating Budget - Expenditures by Object

	2020	2019	2018	2017	2016	\$ Change	% Change
	Budget	Budget	Actuals	Actuals	Actuals	2019 Budget	2019 Budget
Object of Expenditure							
Salaries and Wages							
761.105.001 Salaries/Wages Regular	84,980	83,519	73,474	62,243	76,988	1,461	1.75%
761.105.003 Salaries/Wages-Ext Svce	79,616	75,803	67,528	49,206	66,177	3,813	5.03%
761.105.006 Sick Pay	0	0	1,099	0	0	0	0.00%
761.105.007 Holiday/Vacation Pay	3,183	3,017	13,619	2,964	3,429	166	5.50%
Total Salaries and Wages	167,779	162,339	155,720	114,413	146,594	5,440	3.35%
Benefits							
761.105.030 Pensions	19,586	21,316	14,810	15,397	18,159	-1,730	-8.12%
761.105.031 Other Benefits	13,873	13,343	10,148	8,975	10,509	530	3.97%
761.105.032 Workers Compensation	5,378	5,311	5,018	3,614	4,362	67	1.26%
761.105.033 Employment Insurance	2,940	2,880	2,802	2,518	3,113	60	2.08%
Total Benefits	41,777	42,850	32,778	30,504	36,143	-1,073	-2.50%
Equipment Operations							
761.105.053 Service Contracts	100	5,000	125,000	183,240	0	-4,900	-98.00%
761.105.054 Repairs - equipment	150	0	0	0	0	150	0.00%
761.105.067 Car Allowance/Mileage	2,000	2,000	2,041	2,379	2,233	0	0.00%
Total Equipment Operations	2,250	7,000	127,041	185,619	2,233	-4,750	-67.86%
Building and Maintenance							
761.105.150 Cleaning Services	3,000	0	0	0	0	3,000	0.00%
761.105.156 Room Rentals	500	500	0	153	763	0	0.00%
761.105.157 Rent	17,500	17,500	17,808	15,630	16,729	0	0.00%
761.105.162 Site repairs	612	500	0	0	426	112	22.40%
761.105.173 Insurance-Bldg/Contents	0	0	1	1	1	0	0.00%
Total Building and Maintenance	21,612	18,500	17,809	15,784	17,919	3,112	16.82%
Contracts							
761.105.200 Contracts - General	0	10,000	10,176	13,229	0	-10,000	-100.00%
Total Contracts	0	10,000	10,176	13,229	0	-10,000	-100.00%
Office and Related Expenses							
761.105.303 Courier Services	25	25	0	20	0	0	0.00%
761.105.306 Cellular Phones	800	773	1,016	1,020	531	27	3.49%
761.105.307 Printing	1,000	750	1,306	983	41	250	33.33%
761.105.308 Copying Fees	1,200	1,200	1,090	1,023	1,041	0	0.00%
761.105.309 Advertising	4,500	4,500	2,672	10,528	2,299	0	0.00%
761.105.310 Office Supplies	750	1,000	413	703	996	-250	-25.00%
761.105.312 Books and Publications	800	2,500	792	3	741	-1,700	-68.00%
761.105.314 Computer Software	0	0	0	161	0	0	0.00%
761.105.330 Equipment/Furniture NTCA	0	0	0	0	346	0	0.00%

City of St Catharines
Enterprise Centre
2020 Operating Budget - Expenditures by Object

	2020 Budget	2019 Budget	2018 Actuals	2017 Actuals	2016 Actuals	\$ Change 2019 Budget	% Change 2019 Budget
Total Office and Related Expenses	9,075	10,748	7,289	14,441	5,995	-1,673	-15.57%
Other Service Charges							
761.105.400 Travelling	1,000	1,000	332	109	24	0	0.00%
761.105.401 Conferences/Seminars	8,500	8,500	9,766	5,629	5,579	0	0.00%
761.105.402 Education/Training	3,000	3,000	2,218	2,869	2,492	0	0.00%
761.105.405 Subscriptions/Memberships	3,200	3,100	2,583	790	1,325	100	3.23%
761.105.406 Promotion and Publicity	12,075	10,375	20,115	21,524	27,372	1,700	16.39%
761.105.426 Summer Company Grant Pr	24,000	0	0	0	0	24,000	0.00%
761.105.427 Starter Co. Grant Program	45,000	0	0	0	0	45,000	0.00%
761.105.431 Civic Receptions	2,500	2,500	2,519	1,087	723	0	0.00%
761.105.450 Miscellaneous	0	0	0	3,080	66	0	0.00%
Total Other Service Charges	99,275	28,475	37,533	35,088	37,581	70,800	248.64%
Total Expenditures	341,768	279,912	388,346	409,078	246,465	61,856	22.10%
Revenue							
761.105.800 Seminar Fees	-3,000	-3,000	0	0	0	0	0.00%
761.105.801 Provincial Contribution	-206,525	-171,025	-288,808	-371,275	-180,006	-35,500	20.76%
761.105.802 Federal Contribution	0	-1,000	0	0	-1,000	1,000	-100.00%
761.105.803 Cdn Youth Business Fdn	0	0	0	0	-345	0	0.00%
761.105.805 Corp Contribut'ns, Donat'n	-10,000	-10,000	-11,000	-15,000	-16,100	0	0.00%
761.105.834 Special Recoverables	0	0	0	-24	-95	0	0.00%
Total Revenue	-219,525	-185,025	-299,808	-386,299	-197,546	-34,500	18.65%
Total Net Expenditures	122,243	94,887	88,538	22,779	48,919	27,356	28.83%

City of St Catharines
Tourism Promotion
2020 Operating Budget - Expenditures by Object

	2020	2019	2018	2017	2016	\$ Change	% Change
	Budget	Budget	Actuals	Actuals	Actuals	2019 Budget	2019 Budget
Object of Expenditure							
Salaries and Wages							
761.115.001 Salaries/Wages-Regular	138,668	120,126	99,406	112,523	115,046	18,542	15.44%
761.115.002 Salaries/Wages-Overtime	0	0	4,254	0	0	0	0.00%
761.115.006 Sick Pay	0	0	1,238	0	0	0	0.00%
761.115.007 Holiday/Vacation Pay	0	0	10,695	862	0	0	0.00%
761.115.009 Doctor's Appointments	0	0	153	0	0	0	0.00%
Total Salaries and Wages	138,668	120,126	115,746	113,385	115,046	18,542	15.44%
Benefits							
761.115.030 Pensions	20,673	18,475	15,632	15,873	19,549	2,198	11.90%
761.115.031 Other Benefits	15,521	15,865	12,556	10,873	10,562	-344	-2.17%
761.115.032 Workers Compensation	4,669	4,080	3,646	3,533	3,385	589	14.44%
761.115.033 Employment Insurance	2,406	2,404	2,087	2,131	2,641	2	0.08%
Total Benefits	43,269	40,824	33,921	32,410	36,137	2,445	5.99%
Equipment Operations							
761.115.067 Car Allowance/Mileage	1,500	1,250	2,992	2,873	2,352	250	20.00%
Total Equipment Operations	1,500	1,250	2,992	2,873	2,352	250	20.00%
Office and Related Expenses							
761.115.303 Courier Services	600	750	460	536	575	-150	-20.00%
761.115.306 Cellular Phones	1,440	1,000	827	1,275	2,092	440	44.00%
761.115.308 Copying and Prints	500	500	47	497	211	0	0.00%
761.115.309 Advertising	71,250	74,250	74,409	67,515	79,214	-3,000	-4.04%
761.115.310 Office Supplies	200	200	55	5	184	0	0.00%
Total Office and Related Expenses	73,990	76,700	75,798	69,828	82,276	-2,710	-3.53%
Other Service Charges							
761.115.402 Education/Training	1,800	1,800	1,796	1,868	176	0	0.00%
761.115.404 Trade Shows/Meetings	14,250	13,700	12,522	19,978	17,532	550	4.01%
761.115.405 Subscriptions/Memb'ships	2,620	2,900	1,601	3,102	3,288	-280	-9.66%
761.115.406 Publicity and Promotion	0	0	0	426	28	0	0.00%
761.115.407 Brochure Development	56,100	63,100	64,905	65,267	67,008	-7,000	-11.09%
761.115.408 Brochure Distribution	33,500	33,500	31,117	32,399	31,994	0	0.00%
761.115.426 Sports Tourism Grant	10,000	10,000	7,000	0	0	0	0.00%
761.115.431 Civic Receptions	500	175	354	79	183	325	185.71%
761.115.450 Miscellaneous	480	0	0	0	0	480	0.00%

City of St Catharines
Tourism Promotion
2020 Operating Budget - Expenditures by Object

	2020 Budget	2019 Budget	2018 Actuals	2017 Actuals	2016 Actuals	\$ Change 2019 Budget	% Change 2019 Budget
Total Other Service Charges	119,250	125,175	119,295	123,119	120,209	-5,925	-4.73%
Total Expenditures	376,677	364,075	347,752	341,615	356,020	12,602	3.46%
Revenue							
761.115.800 Miscellaneous Revenue	0	0	-1,000	0	-222	0	0.00%
761.115.835 Visitors Guide	-50,500	-50,500	-48,850	-46,353	-52,024	0	0.00%
761.115.850 Co-op Advertising	-32,000	-37,000	-25,852	-27,086	-28,891	5,000	-13.51%
Total Revenue	-82,500	-87,500	-75,702	-73,439	-81,137	5,000	-5.71%
Total Net Expenditures	294,177	276,575	272,050	268,176	274,883	17,602	6.36%

City of St Catharines
Physician Recruitment
2020 Operating Budget - Expenditures by Object

Object of Expenditure	2020 Budget	2019 Budget	2018 Actuals	2017 Actuals	2016 Actuals	\$ Change 2019 Budget	% Change 2019 Budget
Other Service Charges							
761.100.465 Physician Recruitment	55,000	55,000	34,739	43,595	38,906	0	0.00%
Total Other Service Charges	55,000	55,000	34,739	43,595	38,906	0	0.00%
Total Expenditures	55,000	55,000	34,739	43,595	38,906	0	0.00%
Revenue							
761.100.951 Transfer from CPF	-25,000	-55,000	-34,739	-43,595	-38,906	30,000	-54.55%
Total Revenue	-25,000	-55,000	-34,739	-43,595	-38,906	30,000	-54.55%
Total Net Expenditures	30,000	0	0	0	0	30,000	0.00%

City of St Catharines

2020 Operating Budget - Expenditures by Department, Board or Committee

	2020	2019	2018	2017	2016	\$ Change	% Change
	Budget	Budget	Actuals	Actuals	Actuals	2019 Budget	2019 Budget
Engineering, Facilities and Environmental Services							
Building Maintenance	279,815	285,194	274,636	460,734	450,290	-5,379	-1.89%
Building Repairs	991,673	932,497	936,151	942,574	893,567	59,176	6.35%
City Hall	854,243	784,504	700,080	650,407	566,893	69,739	8.89%
6-8 Academy St	37,162	38,876	33,079	29,160	28,640	-1,714	-4.41%
85 Church St	0	0	1	0	-1	0	0.00%
Courthouse	67,911	85,229	65,074	47,553	62,674	-17,318	-20.32%
350 Niagara St	82,325	79,023	52,227	62,070	67,947	3,302	4.18%
Other Historical Properties	7,801	7,288	6,217	5,827	36,712	513	7.04%
Sundry City Properties	16,440	25,784	-7,367	4,949	15,621	-9,344	-36.24%
Utility and Safety	90,993	88,461	85,724	83,695	60,190	2,532	2.86%
Street lighting	1,426,000	1,426,000	1,917,086	2,336,852	2,511,606	0	0.00%
Sidewalk Replacement	360,000	350,000	286,292	238,761	348,311	10,000	2.86%
EFES Administration	719,592	723,056	630,954	677,990	680,905	-3,464	-0.48%
Bridges and Culverts	149,000	145,000	97,767	110,255	122,770	4,000	2.76%
Road Improvement Program	2,331,000	2,331,000	2,160,303	2,216,029	2,279,269	0	0.00%
Signals	230,500	266,675	210,727	185,427	314,090	-36,175	-13.57%
Traffic Control Administration	308,768	299,927	279,372	292,714	314,816	8,841	2.95%
School Crossing Guards	667,301	651,022	613,907	617,339	611,205	16,279	2.50%
Railway Crossings	27,000	27,000	21,724	23,730	25,414	0	0.00%
Environmental Monitoring	288,164	258,774	170,826	171,147	261,068	29,390	11.36%
Queen Elizabeth Centre	7,334	2,375	3,490	2,683	10,781	4,959	208.80%
Skate board park	1,926	1,901	458	1,127	1,627	25	1.32%
Garden City Arena Operations	1,140,218	860,083	677,740	970,125	934,591	280,135	32.57%
Bill Burgoyne Arena	257,668	265,947	212,400	211,565	242,571	-8,279	-3.11%
Haig Bowl Arena	14,177	13,445	12,560	11,762	14,505	732	5.44%
Merritton Arena	81,370	54,483	47,928	38,211	49,993	26,887	49.35%
Seymour Hannah Complex	421,564	372,978	586,695	422,979	298,856	48,586	13.03%
Merritton Community Centre	21,036	21,804	30,365	11,714	18,833	-768	-3.52%
Total Engineering, Facilities and Environmental	10,880,981	10,398,326	10,106,416	10,827,379	11,223,744	482,655	4.64%

EXPENDITURE ACCOUNT	2020 BUDGET
702.415 <u>417 - BUILDING REPAIR - STUDYING/CONSULTING FEES</u> (2019 - \$60,000)	
ASBESTOS REVIEW INSPECTIONS	15,000
ENERGY AUDITS	15,000
FALL ARREST INSPECTIONS	5,000
CONDITION ASSESSMENTS-PHASE 2	100,000
	<u>\$135,000</u>
702.425 <u>450 - CITY HALL MISCELLANEOUS EXPENSE</u> (2019 - \$0)	
PILOT PROGRAM - FREE MENSTRUAL PRODUCTS AT CITY FACILITIES	<u>\$20,000</u>
712.XXX <u>STREET LIGHTING:</u>	
HYDRO (2019 - \$1,000,000)	\$1,000,000
IMPROVEMENTS - STREET LIGHTING UPGRADES (2019 - \$175,000)	175,000
MAINTENANCE (2019 - \$250,000)	250,000
LOCATES (2019 - \$1,000)	1,000
	<u>\$1,426,000</u>
721.XXX <u>BRIDGE/CULVERT REHABILITATION PROGRAM</u> (2019 - \$145,000)	
2020 PROGRAM	
\$40,000 Capital contribution to P20-122; \$109,000 general maintenance work	<u>\$149,000</u>
722.XXX <u>ROAD & DRAINAGE IMPROVEMENT PROGRAMS</u> (2019 - \$2,331,000)	
2020 PROGRAM	
\$1,906,000 Capital contribution to P20-080 & P17-101; \$425,000 general maintenance	<u>\$2,331,000</u>
726.105 <u>215 - TRAFFIC SIGNAL INSTALLATIONS</u> (2019 - \$30,000)	
2020 PROGRAM	<u>\$0</u>

EXPENDITURE ACCOUNT	2020 BUDGET
750.600 <u>GARDEN CITY ARENA COMPLEX</u>	
102 - SMALL TOOLS AND EQUIPMENT (2019 - \$3,000)	
HOCKEY NET MESH	\$1,500
SWING MACHINE	1,200
RINK GLASS	1,000
POWDER COAT AND REPAIR 2 NETS	750
MISCELLANEOUS TOOLS	500
	<u>\$4,950</u>
180 - IMPROVEMENTS-NON TCA (2019 - \$0)	
DUMONT SECURITY UPGRADE BACK STAIRWELL	<u>\$2,000</u>
750.605 <u>BILL BURGOWNE ARENA</u>	
102 - SMALL TOOLS AND EQUIPMENT (2019 - \$11,300)	
INSTALL CO SENSORS (PHASE 1)	\$7,500
TABLES AND CHAIRS	1,500
SMALL HAND TOOLS	1,000
HOCKEY NET MESH	800
ZAMBONI BLADES	400
	<u>\$11,200</u>
180 - IMPROVEMENTS-NON TCA (2019 - \$2,000)	
FOUNDATION/ASPHALT REPAIRS	<u>\$15,000</u>
750.620 <u>SEYMOUR HANNAH SPORTS AND ENTERTAINMENT COMPLEX</u>	
102 - SMALL TOOLS AND EQUIPMENT (2019 - \$31,200)	
HOCKEY NETS	\$15,000
RINK GLASS	5,500
MESH FOR NETS	5,000
AED REPLACEMENT	1,750
ZAMBONI/OLYMPIA BLADES	1,000
MAINTENANCE TOOLS	1,000
	<u>\$29,250</u>
180 - IMPROVEMENTS-NON TCA (2019 - \$10,000)	
LED LIGHTING, PUBLIC WASHROOM	<u>\$10,000</u>

City of St Catharines
Building Maintenance
2020 Operating Budget - Expenditures by Object

	2020 Budget	2019 Budget	2018 Actuals	2017 Actuals	2016 Actuals	\$ Change 2019 Budget	% Change 2019 Budget
Object of Expenditure							
Salaries and Wages							
702.410.001 Salaries/Wages-Regular	90,617	129,739	91,353	99,714	108,304	-39,122	-30.15%
702.410.002 Salaries/Wages-Overtime	17,004	17,004	17,278	14,603	17,391	0	0.00%
702.410.003 Salaries/Wages-Ext Svce	5,719	0	571	0	762	5,719	0.00%
702.410.006 Sick Pay	7,002	7,002	11,731	25,929	33,367	0	0.00%
702.410.007 Holiday/Vacation Pay	60,594	44,852	82,989	79,228	68,709	15,742	35.10%
702.410.009 Doctor's Appointments	0	800	1,120	661	892	-800	-100.00%
Total Salaries and Wages	180,936	199,397	205,042	220,135	229,425	-18,461	-9.26%
Benefits							
702.410.030 Pensions	23,468	24,708	16,087	84,734	84,879	-1,240	-5.02%
702.410.031 Other Benefits	52,454	40,278	37,422	101,167	91,482	12,176	30.23%
702.410.032 Workers Compensation	6,644	4,610	5,814	32,156	21,289	2,034	44.12%
702.410.033 Employment Insurance	3,332	3,243	2,886	14,148	16,627	89	2.74%
702.410.040 Meal Allowance	401	401	426	370	130	0	0.00%
702.410.041 Safety Shoes	2,000	2,275	2,100	2,975	2,450	-275	-12.09%
Total Benefits	88,299	75,515	64,735	235,550	216,857	12,784	16.93%
Equipment Operations							
702.410.050 Rentals	500	500	621	62	110	0	0.00%
702.410.053 Service Contracts	1,280	1,132	1,099	1,099	1,099	148	13.07%
Total Equipment Operations	1,780	1,632	1,720	1,161	1,209	148	9.07%
Materials							
702.410.102 Small Tools/Equipment	500	500	373	424	102	0	0.00%
702.410.110 Uniform Clothing	1,500	1,500	341	2,409	497	0	0.00%
Total Materials	2,000	2,000	714	2,833	599	0	0.00%
Office and Related Expenses							
702.410.306 Cellular Phones	2,550	2,200	1,034	-227	2,200	350	15.91%
Total Office and Related Expenses	2,550	2,200	1,034	-227	2,200	350	15.91%
Other Service Charges							
702.410.401 Conferences/Conventions	750	750	51	0	0	0	0.00%
702.410.402 Training	3,500	3,500	1,340	1,282	0	0	0.00%
702.410.450 Miscellaneous	0	200	0	0	0	-200	-100.00%
Total Other Service Charges	4,250	4,450	1,391	1,282	0	-200	-4.49%
Total Expenditures	279,815	285,194	274,636	460,734	450,290	-5,379	-1.89%

City of St Catharines
Building Repairs
2020 Operating Budget - Expenditures by Object

	2020	2019	2018	2017	2016	\$ Change	% Change
	Budget	Budget	Actuals	Actuals	Actuals	2019 Budget	2019 Budget
Object of Expenditure							
Salaries and Wages							
702.415.001 Salaries/Wages-Regular	403,323	413,638	263,661	294,198	247,284	-10,315	-2.49%
702.415.002 Salaries/Wages-Overtime	20,004	20,004	27,029	17,715	24,959	0	0.00%
702.415.003 Salaries/Wages-Ext Svce	0	0	413	0	0	0	0.00%
702.415.006 Sick Pay	20,002	20,002	73,729	38,923	22,665	0	0.00%
702.415.007 Holiday/Vacation Pay	109,021	116,650	153,835	109,241	111,134	-7,629	-6.54%
702.415.008 Modified Work Program	0	0	0	0	8,239	0	0.00%
702.415.009 Doctor's Appointments	0	1,500	2,017	2,108	1,214	-1,500	-100.00%
Total Salaries and Wages	552,350	571,794	520,684	462,185	415,495	-19,444	-3.40%
Benefits							
702.415.030 Pensions	62,130	71,151	62,586	146,786	136,556	-9,021	-12.68%
702.415.031 Other Benefits	104,296	91,006	83,794	151,060	143,482	13,290	14.60%
702.415.032 Workers Compensation	12,734	14,996	14,756	33,092	29,267	-2,262	-15.08%
702.415.033 Employment Insurance	5,213	6,580	6,749	17,372	19,690	-1,367	-20.78%
702.415.040 Meal Allowance	0	200	120	176	157	-200	-100.00%
702.415.041 Safety Shoes	3,400	3,150	2,975	2,800	3,150	250	7.94%
Total Benefits	187,773	187,083	170,980	351,286	332,302	690	0.37%
Equipment Operations							
702.415.050 Rentals	1,000	500	8	23	27	500	100.00%
702.415.053 Service Contracts	48,000	47,560	42,279	40,897	43,065	440	0.93%
702.415.054 Repairs-equipment	500	100	0	0	0	400	400.00%
702.415.067 Car Allowance/Mileage	1,500	1,500	1,871	1,993	1,551	0	0.00%
Total Equipment Operations	51,000	49,660	44,158	42,913	44,643	1,340	2.70%
Materials							
702.415.102 Small Tools/Equipment	7,000	7,000	6,220	8,071	4,884	0	0.00%
702.415.104 General Supplies	17,000	17,000	18,436	19,048	15,620	0	0.00%
702.415.109 Safety/Protective Equip't	0	0	0	244	0	0	0.00%
702.415.110 Uniform Clothing	4,000	4,000	2,119	2,509	2,944	0	0.00%
702.415.113 Damage/Obsolescence	0	0	-3,046	0	0	0	0.00%
Total Materials	28,000	28,000	23,729	29,872	23,448	0	0.00%
Building and Maintenance							
702.415.162 Repairs	0	0	0	107	223	0	0.00%
702.415.173 Insurance-Tools/Equip't	0	0	0	0	40	0	0.00%
Total Building and Maintenance	0	0	0	107	263	0	0.00%
Office and Related Expenses							
702.415.306 Cellular Phones	7,400	6,160	4,190	2,322	5,841	1,240	20.13%
702.415.307 Printing	0	300	384	258	0	-300	-100.00%

City of St Catharines
Building Repairs
2020 Operating Budget - Expenditures by Object

	2020 Budget	2019 Budget	2018 Actuals	2017 Actuals	2016 Actuals	\$ Change 2019 Budget	% Change 2019 Budget
702.415.312 Books and Publications	750	750	259	122	0	0	0.00%
Total Office and Related Expenses	8,150	7,210	4,833	2,702	5,841	940	13.04%
Other Service Charges							
702.415.401 Conferences/Conventions	5,000	5,000	3,237	3,352	1,461	0	0.00%
702.415.402 Training	20,000	20,000	19,116	12,718	15,347	0	0.00%
702.415.405 Subscriptions/Memb'ship	4,400	3,750	2,260	2,274	3,398	650	17.33%
702.415.417 Study/Consulting Fees	135,000	60,000	147,154	35,165	51,369	75,000	125.00%
Total Other Service Charges	164,400	88,750	171,767	53,509	71,575	75,650	85.24%
Total Expenditures	991,673	932,497	936,151	942,574	893,567	59,176	6.35%
Total Net Expenditures	991,673	932,497	936,151	942,574	893,567	59,176	6.35%

City of St Catharines
City Hall
2020 Operating Budget - Expenditures by Object

	2020 Budget	2019 Budget	2018 Actuals	2017 Actuals	2016 Actuals	\$ Change 2019 Budget	% Change 2019 Budget
Object of Expenditure							
Salaries and Wages							
702.425.001 Salaries/Wages-Regular	275,984	270,924	220,484	264,222	243,883	5,060	1.87%
702.425.002 Salaries/Wages-Overtime	7,504	7,504	8,022	7,731	6,453	0	0.00%
702.425.003 Salaries/Wages - Extra	62,404	0	54,334	0	0	62,404	0.00%
702.425.008 Modified Work	0	0	0	3,090	9,550	0	0.00%
Total Salaries and Wages	345,892	278,428	282,840	275,043	259,886	67,464	24.23%
Benefits							
702.425.030 Pensions	46,830	41,467	35,410	473	0	5,363	12.93%
702.425.031 Other Benefits	41,458	45,739	34,598	407	0	-4,281	-9.36%
702.425.032 Workers Compensation	11,613	9,645	9,183	99	0	1,968	20.40%
702.425.033 Employment Insurance	7,816	6,334	5,849	65	0	1,482	23.40%
Total Benefits	107,717	103,185	85,040	1,044	0	4,532	4.39%
Equipment Operations							
702.425.050 Rentals	800	800	1,251	655	869	0	0.00%
702.425.053 Service Contracts	58,500	57,200	43,000	57,158	40,962	1,300	2.27%
702.425.054 Repairs-equipment	2,000	2,300	27	778	68	-300	-13.04%
Total Equipment Operations	61,300	60,300	44,278	58,591	41,899	1,000	1.66%
Materials							
702.425.102 Small Tools/Equipment	1,000	1,000	1,306	1,064	671	0	0.00%
702.425.104 General Supplies	5,000	5,000	3,200	5,013	2,219	0	0.00%
Total Materials	6,000	6,000	4,506	6,077	2,890	0	0.00%
Building and Maintenance							
702.425.150 Cleaning Serv-contract	5,000	5,000	3,405	4,031	3,562	0	0.00%
702.425.151 Cleaning Supplies	5,000	5,000	4,373	5,060	5,320	0	0.00%
702.425.152 Gen Bldg Mtncce Supplies	16,000	16,000	18,921	17,271	15,644	0	0.00%
702.425.153 Snow Removal	3,000	3,000	793	666	867	0	0.00%
702.425.162 Repairs	95,057	95,057	91,225	79,660	74,153	0	0.00%
702.425.163 Heat,Light,Power,Water	170,450	169,000	150,543	160,714	159,985	1,450	0.86%
702.425.173 Insurance-Bldg/Contents	11,777	11,484	11,346	11,133	9,502	293	2.55%
702.425.180 Improvements-Non TCA	0	29,500	13,601	13,053	529	-29,500	-100.00%
Total Building and Maintenance	306,284	334,041	294,207	291,588	269,562	-27,757	-8.31%
Contracts							
702.425.205 Contract-Security	46,500	46,500	45,769	43,192	37,632	0	0.00%
702.425.206 Contracts-Waste Disp'l	10,000	6,500	6,611	6,426	6,020	3,500	53.85%
702.425.235 Contracts-Pest Control	300	300	183	0	66	0	0.00%
Total Contracts	56,800	53,300	52,563	49,618	43,718	3,500	6.57%

City of St Catharines
City Hall
2020 Operating Budget - Expenditures by Object

	2020 Budget	2019 Budget	2018 Actuals	2017 Actuals	2016 Actuals	\$ Change 2019 Budget	% Change 2019 Budget
Office and Related Expenses							
702.425.306 Cell Phones	250	250	0	0	0	0	0.00%
Total Office and Related Expenses	250	250	0	0	0	0	0.00%
Properties							
702.425.350 Office Equip/Furniture	0	0	0	15,182	0	0	0.00%
702.425.354 Other Equipment	0	0	0	4,385	0	0	0.00%
702.425.356 Bldg & Improvements	0	50,000	0	0	0	-50,000	-100.00%
Total Properties	0	50,000	0	19,567	0	-50,000	-100.00%
Other Service Charges							
702.425.417 Study/Consulting Fees	0	0	148	131	131	0	0.00%
702.425.450 Miscellaneous	20,000	0	0	0	0	20,000	0.00%
Total Other Service Charges	20,000	0	148	131	131	20,000	0.00%
Total Expenditures	904,243	885,504	763,582	701,659	618,086	18,739	2.12%
Revenue							
702.425.860 Vending Machines	0	-1,000	-1,393	-1,251	-1,193	1,000	-100.00%
702.425.900 Transfer from reserve	0	-50,000	-12,109	0	0	50,000	-100.00%
702.425.950 Allocation-Waterworks	-50,000	-50,000	-50,000	-50,000	-50,000	0	0.00%
Total Revenue	-50,000	-101,000	-63,502	-51,251	-51,193	51,000	-50.50%
Total Net Expenditures	854,243	784,504	700,080	650,408	566,893	69,739	8.89%

City of St Catharines
6-8 Academy St
2020 Operating Budget - Expenditures by Object

Object of Expenditure	2020 Budget	2019 Budget	2018 Actuals	2017 Actuals	2016 Actuals	\$ Change 2019 Budget	% Change 2019 Budget
Equipment Operations							
702.445.053 Service Contracts	1,900	1,820	759	655	1,044	80	4.40%
Total Equipment Operations	1,900	1,820	759	655	1,044	80	4.40%
Building and Maintenance							
702.445.150 Cleaning Services	6,000	8,000	7,269	5,404	4,676	-2,000	-25.00%
702.445.152 Genl Bldg Mntce Supplies	0	0	47	77	0	0	0.00%
702.445.153 Snow Removal	700	500	204	108	721	200	40.00%
702.445.162 Repairs	6,136	5,070	6,275	1,831	2,049	1,066	21.03%
702.445.163 Heat,Light,Power,Water	19,052	20,050	15,284	17,898	16,797	-998	-4.98%
702.445.173 Insurance-Bldg/Contents	1,174	1,236	1,144	1,136	1,288	-62	-5.02%
Total Building and Maintenance	33,062	34,856	30,223	26,454	25,531	-1,794	-5.15%
Office and Related Expenses							
702.445.305 Telephone	2,200	2,200	2,097	2,051	2,065	0	0.00%
Total Office and Related Expenses	2,200	2,200	2,097	2,051	2,065	0	0.00%
Total Expenditures	37,162	38,876	33,079	29,160	28,640	-1,714	-4.41%
Total Net Expenditures	37,162	38,876	33,079	29,160	28,640	-1,714	-4.41%

City of St Catharines
85 Church St
2020 Operating Budget - Expenditures by Object

Object of Expenditure	2020 Budget	2019 Budget	2018 Actuals	2017 Actuals	2016 Actuals	\$ Change 2019 Budget	% Change 2019 Budget
Equipment Operations							
702.450.053 Service Contracts	4,700	4,600	4,034	4,301	4,186	100	2.17%
Total Equipment Operations	4,700	4,600	4,034	4,301	4,186	100	2.17%
Building and Maintenance							
702.450.162 Repairs	16,988	8,872	17,455	8,756	4,099	8,116	91.48%
702.450.173 Insurance-Bldg/Contents	4,443	4,393	4,327	4,293	4,058	50	1.14%
702.450.180 Improvements-Non TCA	20,000	3,000	0	0	0	17,000	566.67%
Total Building and Maintenance	41,431	16,265	21,782	13,049	8,157	25,166	154.72%
Properties							
702.450.356 Bldg & Improvements	0	15,000	0	0	0	-15,000	-100.00%
Total Properties	0	15,000	0	0	0	-15,000	-100.00%
Other Service Charges							
702.450.448 Allocation to Capital	117,036	127,302	137,352	145,817	150,823	-10,266	-8.06%
Total Other Service Charges	117,036	127,302	137,352	145,817	150,823	-10,266	-8.06%
Total Expenditures	163,167	163,167	163,168	163,167	163,166	0	0.00%
Revenue							
702.450.814 Rent Receivable	-163,167	-163,167	-163,167	-163,167	-163,167	0	0.00%
Total Revenue	-163,167	-163,167	-163,167	-163,167	-163,167	0	0.00%
Total Net Expenditures	0	0	1	0	-1	0	0.00%

City of St Catharines
Courthouse
2020 Operating Budget - Expenditures by Object

	2020 Budget	2019 Budget	2018 Actuals	2017 Actuals	2016 Actuals	\$ Change 2019 Budget	% Change 2019 Budget
Object of Expenditure							
Equipment Operations							
702.456.053 Service Contracts	4,000	3,600	4,420	3,787	3,801	400	11.11%
Total Equipment Operations	4,000	3,600	4,420	3,787	3,801	400	11.11%
Materials							
702.456.104 General Supplies	0	0	0	0	93	0	0.00%
Total Materials	0	0	0	0	93	0	0.00%
Building and Maintenance							
702.456.150 Cleaning/Custodian	5,000	5,000	7,043	2,872	2,981	0	0.00%
702.456.152 Building Mntce Supplies	0	0	36	25	52	0	0.00%
702.456.153 Snow/Yard Mntce	1,000	1,000	275	0	0	0	0.00%
702.456.162 Repairs Building	18,408	15,209	19,087	8,670	10,838	3,199	21.03%
702.456.163 Heat,light,power,water	31,000	35,000	29,089	17,941	37,695	-4,000	-11.43%
702.456.169 Courthouse Clock	3,500	3,500	-3,400	0	3,400	0	0.00%
702.456.173 Insurance-Bldg,Contents	4,503	4,420	4,386	4,351	4,272	83	1.88%
702.456.180 Improvements-Non TCA	0	20,000	8,916	9,907	0	-20,000	-100.00%
Total Building and Maintenance	63,411	84,129	65,432	43,766	59,238	-20,718	-24.63%
Contracts							
702.456.235 Contract-Pest Control	500	500	0	0	89	0	0.00%
Total Contracts	500	500	0	0	89	0	0.00%
Properties							
702.456.356 Bldg & Improvements	0	20,000	0	0	0	-20,000	-100.00%
Total Properties	0	20,000	0	0	0	-20,000	-100.00%
Total Expenditures	67,911	108,229	69,852	47,553	63,221	-40,318	-37.25%
Revenue							
702.456.800 Miscellaneous Revenue	0	0	0	0	-547	0	0.00%
702.456.814 Rental Fees	0	-3,000	-4,778	0	0	3,000	-100.00%
Total Revenue	0	-3,000	-4,778	0	-547	3,000	-100.00%
Total Net Expenditures	67,911	105,229	65,074	47,553	62,674	-37,318	-35.46%

City of St Catharines
350 Niagara St
2020 Operating Budget - Expenditures by Object

	2020 Budget	2019 Budget	2018 Actuals	2017 Actuals	2016 Actuals	\$ Change 2019 Budget	% Change 2019 Budget
Object of Expenditure							
Equipment Operations							
702.461.053 Service Contracts	4,500	4,400	3,703	1,792	8,002	100	2.27%
702.461.054 Equipment - repairs	150	100	0	0	0	50	50.00%
Total Equipment Operations	4,650	4,500	3,703	1,792	8,002	150	3.33%
Building and Maintenance							
702.461.150 Cleaning Service	20,000	20,000	16,523	15,002	11,368	0	0.00%
702.461.152 Maintenance Supplies	1,000	800	801	807	519	200	25.00%
702.461.162 Repairs	19,260	19,011	9,010	13,136	13,656	249	1.31%
702.461.163 Heat,Light,Power,Water	22,683	24,460	18,410	18,610	18,559	-1,777	-7.26%
702.461.173 Insurance-Bldg/Contents	1,732	1,702	1,687	1,673	2,332	30	1.76%
702.461.180 Improvements Non TCA	0	0	-6,141	0	13,000	0	0.00%
Total Building and Maintenance	64,675	65,973	40,290	49,228	59,434	-1,298	-1.97%
Contracts							
702.461.205 Contracts-Security	7,500	7,500	7,617	6,976	0	0	0.00%
702.461.206 Contracts - Garbage	5,000	550	536	523	511	4,450	809.09%
702.461.235 Contracts-Pest Control	500	500	81	422	0	0	0.00%
Total Contracts	13,000	8,550	8,234	7,921	511	4,450	52.05%
Properties							
702.461.350 Furniture/Equipment TCA	0	0	0	3,129	0	0	0.00%
702.461.356 Bldg & Improvements	0	35,000	0	0	0	-35,000	-100.00%
Total Properties	0	35,000	0	3,129	0	-35,000	-100.00%
Total Expenditures	82,325	114,023	52,227	62,070	67,947	-31,698	-27.80%
Revenue							
702.461.900 Transfer from Reserve	0	-35,000	0	0	0	35,000	-100.00%
Total Revenue	0	-35,000	0	0	0	35,000	-100.00%
Total Net Expenditures	82,325	79,023	52,227	62,070	67,947	3,302	4.18%

City of St Catharines
Other Historical Properties
2020 Operating Budget - Expenditures by Object

Object of Expenditure	2020 Budget	2019 Budget	2018 Actuals	2017 Actuals	2016 Actuals	\$ Change 2019 Budget	% Change 2019 Budget
Equipment Operations							
702.462.053 Service Contracts	800	800	431	218	434	0	0.00%
Total Equipment Operations	800	800	431	218	434	0	0.00%
Building and Maintenance							
702.462.162 Repairs	2,426	1,901	2,128	1,999	1,847	525	27.62%
702.462.163 Heat,light,power,water	4,000	4,000	3,097	3,053	2,977	0	0.00%
702.462.173 Insurance-Ppty/Contents	575	587	561	557	1,454	-12	-2.04%
702.462.180 Improvements-Non TCA	0	0	0	0	30,000	0	0.00%
Total Building and Maintenance	7,001	6,488	5,786	5,609	36,278	513	7.91%
Total Expenditures	7,801	7,288	6,217	5,827	36,712	513	7.04%
Total Net Expenditures	7,801	7,288	6,217	5,827	36,712	513	7.04%

City of St Catharines
Sundry City Properties
2020 Operating Budget - Expenditures by Object

Object of Expenditure	2020 Budget	2019 Budget	2018 Actuals	2017 Actuals	2016 Actuals	\$ Change 2019 Budget	% Change 2019 Budget
Equipment Operations							
702.465.053 Service Contracts	0	510	225	178	67	-510	-100.00%
Total Equipment Operations	0	510	225	178	67	-510	-100.00%
Building and Maintenance							
702.465.162 Repairs	12,840	12,674	8,261	23,208	8,562	166	1.31%
702.465.163 Heat,Light,Power,Water	3,600	4,600	3,722	2,911	5,739	-1,000	-21.74%
702.465.173 Insurance-Bldg/Contents	0	0	0	0	1,253	0	0.00%
702.465.180 Improvements-Non TCA	0	8,000	0	0	0	-8,000	-100.00%
Total Building and Maintenance	16,440	25,274	11,983	26,119	15,554	-8,834	-34.95%
Properties							
702.465.356 Bldg & Improvements	0	30,000	0	0	0	-30,000	-100.00%
Total Properties	0	30,000	0	0	0	-30,000	-100.00%
Other Service Charges							
702.465.417 Study/Consulting Fees	0	0	0	-3,540	0	0	0.00%
Total Other Service Charges	0	0	0	-3,540	0	0	0.00%
Total Expenditures	16,440	55,784	12,208	22,757	15,621	-39,344	-70.53%
Revenue							
702.465.834 Miscellaneous recoverable	0	0	-19,575	0	0	0	0.00%
702.465.900 Transfer from Reserve	0	-30,000	0	-17,808	0	30,000	-100.00%
Total Revenue	0	-30,000	-19,575	-17,808	0	30,000	-100.00%
Total Net Expenditures	16,440	25,784	-7,367	4,949	15,621	-9,344	-36.24%

City of St Catharines
Utility and Safety
2020 Operating Budget - Expenditures by Object

	2020 Budget	2019 Budget	2018 Actuals	2017 Actuals	2016 Actuals	\$ Change 2019 Budget	% Change 2019 Budget
Object of Expenditure							
Salaries and Wages							
711.105.001 Salaries/Wages-Regular	67,745	66,645	59,648	64,320	38,346	1,100	1.65%
711.105.002 Salaries/Wages-Overtime	255	255	0	0	0	0	0.00%
711.105.003 Salaries/Wages-Extra Svce	0	0	0	0	9,410	0	0.00%
711.105.007 Holiday/Vacation Pay	0	0	6,923	373	731	0	0.00%
Total Salaries and Wages	68,000	66,900	66,571	64,693	48,487	1,100	1.64%
Benefits							
711.105.030 Pensions	10,915	10,308	9,228	9,105	5,605	607	5.89%
711.105.031 Other Benefits	5,982	5,399	4,583	4,046	2,630	583	10.80%
711.105.032 Workers Compensation	2,455	2,327	2,188	2,055	1,448	128	5.50%
711.105.033 Employment Insurance	1,291	1,202	1,093	1,065	918	89	7.40%
711.105.041 Safety Shoes	200	175	175	175	175	25	14.29%
Total Benefits	20,843	19,411	17,267	16,446	10,776	1,432	7.38%
Equipment Operations							
711.105.067 Car Allowance/Mileage	1,750	1,750	1,540	1,820	840	0	0.00%
Total Equipment Operations	1,750	1,750	1,540	1,820	840	0	0.00%
Office and Related Expenses							
711.105.306 Cellular Phones	400	400	346	520	87	0	0.00%
Total Office and Related Expenses	400	400	346	520	87	0	0.00%
Other Service Charges							
711.105.405 Subscriptions/Memberships	0	0	0	217	0	0	0.00%
Total Other Service Charges	0	0	0	217	0	0	0.00%
Total Expenditures	90,993	88,461	85,724	83,696	60,190	2,532	2.86%
Total Net Expenditures	90,993	88,461	85,724	83,696	60,190	2,532	2.86%

City of St Catharines
Street lighting
2020 Operating Budget - Expenditures by Object

Object of Expenditure	2020 Budget	2019 Budget	2018 Actuals	2017 Actuals	2016 Actuals	\$ Change 2019 Budget	% Change 2019 Budget
Properties							
712.100.000 Street Lighting-Energy	1,000,000	1,000,000	1,068,039	1,914,830	2,124,569	0	0.00%
712.105.000 St Lighting-Improvements	175,000	175,000	349,499	101,221	0	0	0.00%
712.110.000 Street Lighting-Mtce	250,000	250,000	342,382	327,930	398,548	0	0.00%
712.111.000 Street Light-Locates	1,000	1,000	0	0	0	0	0.00%
Total Properties	1,426,000	1,426,000	1,759,920	2,343,981	2,523,117	0	0.00%
Total Expenditures	1,426,000	1,426,000	1,759,920	2,343,981	2,523,117	0	0.00%
Revenue							
712.115.000 Street Light Recoverables	0	0	-5,502	-7,129	-11,512	0	0.00%
Total Revenue	0	0	-5,502	-7,129	-11,512	0	0.00%
Total Net Expenditures	1,426,000	1,426,000	1,754,418	2,336,852	2,511,605	0	0.00%

City of St Catharines
Sidewalk Replacement
2020 Operating Budget - Expenditures by Object

Object of Expenditure	2020 Budget	2019 Budget	2018 Actuals	2017 Actuals	2016 Actuals	\$ Change 2019 Budget	% Change 2019 Budget
Contracts							
720.100.500 Construction Contract	360,000	350,000	268,149	244,313	315,508	10,000	2.86%
720.100.501 Walkway Repair	0	0	0	0	-420	0	0.00%
720.100.505 Engineering Services	0	0	10,663	-4,237	25,861	0	0.00%
720.100.510 Testing/Inspection	0	0	469	526	1,362	0	0.00%
720.100.514 City Inspection	0	0	11	159	0	0	0.00%
720.100.520 Engineering - Allocation	0	0	7,000	-2,000	6,000	0	0.00%
Total Contracts	360,000	350,000	286,292	238,761	348,311	10,000	2.86%
Total Expenditures	360,000	350,000	286,292	238,761	348,311	10,000	2.86%
Total Net Expenditures	360,000	350,000	286,292	238,761	348,311	10,000	2.86%

City of St Catharines
EFES Administration
2020 Operating Budget - Expenditures by Object

	2020	2019	2018	2017	2016	\$ Change	% Change
	Budget	Budget	Actuals	Actuals	Actuals	2019 Budget	2019 Budget
Object of Expenditure							
Salaries and Wages							
715.100.001 Salaries/Wages-Regular	414,623	405,804	301,425	476,309	515,234	8,819	2.17%
715.100.002 Salaries/Wages-Overtime	1,004	1,004	92	0	0	0	0.00%
715.100.003 Salaries/Wages-Ext Svce	4,564	4,564	0	0	0	0	0.00%
715.100.006 Sick Pay	0	0	4,798	0	0	0	0.00%
715.100.007 Holiday/Vacation Pay	183	183	66,464	4,283	0	0	0.00%
715.100.009 Doctor's Appointments	0	0	939	0	0	0	0.00%
Total Salaries and Wages	420,374	411,555	373,718	480,592	515,234	8,819	2.14%
Benefits							
715.100.030 Pensions	65,366	59,841	49,426	70,434	73,864	5,525	9.23%
715.100.031 Other Benefits	56,120	50,216	42,435	39,953	42,303	5,904	11.76%
715.100.032 Workers Compensation	12,012	10,667	9,522	11,990	10,407	1,345	12.61%
715.100.033 Employment Insurance	6,498	5,799	4,944	6,127	6,447	699	12.05%
715.100.041 Safety Shoes	200	175	175	350	350	25	14.29%
Total Benefits	140,196	126,698	106,502	128,854	133,371	13,498	10.65%
Equipment Operations							
715.100.054 Repairs-equipment	0	100	0	0	0	-100	-100.00%
715.100.067 Car Allowance/Mileage	1,000	200	0	137	0	800	400.00%
Total Equipment Operations	1,000	300	0	137	0	700	233.33%
Office and Related Expenses							
715.100.303 Courier Charges	50	50	0	17	4	0	0.00%
715.100.304 Postage	500	500	580	289	419	0	0.00%
715.100.306 Cell phones	2,160	2,160	1,947	2,055	577	0	0.00%
715.100.307 Printing	1,250	1,250	2,440	2,013	61	0	0.00%
715.100.308 Photocopying	7,000	7,000	3,773	4,650	4,778	0	0.00%
715.100.309 Advertising	0	0	907	0	0	0	0.00%
715.100.310 Office Supplies	9,000	9,000	4,549	7,946	8,472	0	0.00%
715.100.312 Books and Publications	900	900	254	910	0	0	0.00%
715.100.318 Cash Processing Fees	600	850	963	892	872	-250	-29.41%
715.100.323 Internet Charges	450	420	573	378	406	30	7.14%
715.100.330 Equipment/Furniture NTCA	500	450	307	638	0	50	11.11%
Total Office and Related Expenses	22,410	22,580	16,293	19,788	15,589	-170	-0.75%

City of St Catharines
EFES Administration
2020 Operating Budget - Expenditures by Object

	2020 Budget	2019 Budget	2018 Actuals	2017 Actuals	2016 Actuals	\$ Change 2019 Budget	% Change 2019 Budget
Other Service Charges							
715.100.400 Travelling	100	100	0	38	45	0	0.00%
715.100.401 Conferences/Conventions	3,000	3,000	-391	2,572	1,003	0	0.00%
715.100.402 Technical training	1,000	1,000	25	175	150	0	0.00%
715.100.405 Subscriptions/Memb'ships	5,150	5,150	4,256	5,005	4,721	0	0.00%
715.100.448 Building Reserve Alloc'n	225,000	225,000	200,000	200,000	166,666	0	0.00%
715.100.450 Miscellaneous	750	750	162	101	-29	0	0.00%
Total Other Service Charges	235,000	235,000	204,052	207,891	172,556	0	0.00%
Total Expenditures	818,980	796,133	700,565	837,262	836,750	22,847	2.87%
Revenue							
715.100.800 Miscellaneous Revenue	0	0	0	-2	0	0	0.00%
715.100.815 Hydro Recoverable	-29,900	0	-32,812	0	0	-29,900	0.00%
715.100.821 Contract Tender Documents	0	0	-3,376	-10,121	-9,309	0	0.00%
715.100.950 Alloc-Water Operations	-35,079	-33,423	-33,423	-33,423	-33,423	-1,656	4.95%
715.100.954 Allocation-RCS	0	0	0	-115,726	-113,113	0	0.00%
715.100.955 Allocation Bldg Indirect	-34,409	-39,654	0	0	0	5,245	-13.23%
Total Revenue	-99,388	-73,077	-69,611	-159,272	-155,845	-26,311	36.00%
Total Net Expenditures	719,592	723,056	630,954	677,990	680,905	-3,464	-0.48%

City of St Catharines
Signals
2020 Operating Budget - Expenditures by Object

Object of Expenditure	2020 Budget	2019 Budget	2018 Actuals	2017 Actuals	2016 Actuals	\$ Change 2019 Budget	% Change 2019 Budget
Building and Maintenance							
726.105.162 Repairs	140,000	143,000	136,143	97,888	206,697	-3,000	-2.10%
726.105.163 Heat,Light,Power,Water	90,500	93,675	74,584	87,539	107,393	-3,175	-3.39%
Total Building and Maintenance	230,500	236,675	210,727	185,427	314,090	-6,175	-2.61%
Contracts							
726.105.215 Install'ns/modify-traffic	0	30,000	0	0	0	-30,000	-100.00%
Total Contracts	0	30,000	0	0	0	-30,000	-100.00%
Total Expenditures	230,500	266,675	210,727	185,427	314,090	-36,175	-13.57%
Total Net Expenditures	230,500	266,675	210,727	185,427	314,090	-36,175	-13.57%

City of St Catharines
Traffic Control Administration
2020 Operating Budget - Expenditures by Object

	2020	2019	2018	2017	2016	\$ Change	% Change
	Budget	Budget	Actuals	Actuals	Actuals	2019 Budget	2019 Budget
Object of Expenditure							
Salaries and Wages							
726.115.001 Salaries/Wages-Regular	259,332	255,026	205,842	246,156	254,690	4,306	1.69%
726.115.002 Salaries/Wages-Overtime	905	905	899	325	1,452	0	0.00%
726.115.006 Sick Pay	0	0	17,740	0	0	0	0.00%
726.115.007 Holiday/Vacation Pay	0	0	25,835	1,076	0	0	0.00%
726.115.009 Doctor's Appointments	0	0	488	0	0	0	0.00%
Total Salaries and Wages	260,237	255,931	250,804	247,557	256,142	4,306	1.68%
Benefits							
726.115.030 Pensions	41,907	37,950	35,576	35,101	36,611	3,957	10.43%
726.115.031 Other Benefits	26,208	23,661	20,694	18,665	19,607	2,547	10.76%
726.115.032 Workers Compensation	9,120	8,295	7,890	7,423	7,374	825	9.95%
726.115.033 Employment Insurance	4,036	3,605	3,277	3,196	4,299	431	11.96%
726.115.040 Meal Allowance	0	0	9	0	0	0	0.00%
726.115.041 Safety Shoes	600	525	525	525	525	75	14.29%
Total Benefits	81,871	74,036	67,971	64,910	68,416	7,835	10.58%
Equipment Operations							
726.115.054 Repairs-equipment	100	100	0	0	0	0	0.00%
726.115.067 Car Allowance/Mileage	1,000	1,000	821	1,646	2,087	0	0.00%
Total Equipment Operations	1,100	1,100	821	1,646	2,087	0	0.00%
Contracts							
726.115.214 Contract-Pavement Marking	55,000	49,000	39,506	41,767	43,422	6,000	12.24%
Total Contracts	55,000	49,000	39,506	41,767	43,422	6,000	12.24%
Office and Related Expenses							
726.115.303 Courier Charges	0	0	0	4	0	0	0.00%
726.115.306 Cellular Phones	760	760	722	961	505	0	0.00%
726.115.307 Printing	900	900	2,341	809	11	0	0.00%
726.115.309 Advertising	0	0	967	0	0	0	0.00%
726.115.310 Office Supplies	100	100	46	128	51	0	0.00%
726.115.312 Books and Publications	200	200	180	180	0	0	0.00%
726.115.314 Software	0	0	0	0	865	0	0.00%
Total Office and Related Expenses	1,960	1,960	4,256	2,082	1,432	0	0.00%
Properties							
726.115.351 Replacements - Micros	0	0	0	0	1,204	0	0.00%
Total Properties	0	0	0	0	1,204	0	0.00%

City of St Catharines
Traffic Control Administration
2020 Operating Budget - Expenditures by Object

	2020 Budget	2019 Budget	2018 Actuals	2017 Actuals	2016 Actuals	\$ Change 2019 Budget	% Change 2019 Budget
Other Service Charges							
726.115.401 Conferences/Conventions	900	900	458	822	283	0	0.00%
726.115.402 Training	500	500	0	157	229	0	0.00%
726.115.405 Subscriptions/Memb'ships	4,200	3,500	3,356	3,712	2,399	700	20.00%
726.115.416 Traffic Count Program	10,000	10,000	7,337	883	9,112	0	0.00%
726.115.433 Traffic Calming Measures	0	10,000	15,421	34,999	34,929	-10,000	-100.00%
Total Other Service Charges	15,600	24,900	26,572	40,573	46,952	-9,300	-37.35%
Total Expenditures	415,768	406,927	389,930	398,535	419,655	8,841	2.17%
Revenue							
726.115.801 Provincial Grant	0	0	-1,500	0	0	0	0.00%
726.115.886 Miscellaneous Permits	-7,000	-7,000	-9,058	-5,821	-4,839	0	0.00%
726.115.950 Parking Meters	-25,000	-25,000	-25,000	-25,000	-25,000	0	0.00%
726.115.951 Off Street Parking	-25,000	-25,000	-25,000	-25,000	-25,000	0	0.00%
726.115.952 Ont St Parking Garage	-25,000	-25,000	-25,000	-25,000	-25,000	0	0.00%
726.115.953 Garden City Pking Garage	-25,000	-25,000	-25,000	-25,000	-25,000	0	0.00%
Total Revenue	-107,000	-107,000	-110,558	-105,821	-104,839	0	0.00%
Total Net Expenditures	308,768	299,927	279,372	292,714	314,816	8,841	2.95%

City of St Catharines
School Crossing Guards
2020 Operating Budget - Expenditures by Object

	2020 Budget	2019 Budget	2018 Actuals	2017 Actuals	2016 Actuals	\$ Change 2019 Budget	% Change 2019 Budget
Object of Expenditure							
Salaries and Wages							
726.120.001 Salaries/Wages-Regular	8,277	8,135	523,085	520,449	519,425	142	1.75%
726.120.003 Salaries/Wages Extra Svce	562,654	540,798	0	0	0	21,856	4.04%
726.120.006 Sick Pay	0	0	4,960	0	0	0	0.00%
726.120.007 Holiday/Vacation Pay	46,762	50,592	42,287	42,985	35,941	-3,830	-7.57%
726.120.012 Allocation-Clerks	0	0	0	0	13,441	0	0.00%
Total Salaries and Wages	617,693	599,525	570,332	563,434	568,807	18,168	3.03%
Benefits							
726.120.030 Pensions	8,216	9,270	7,027	6,183	6,097	-1,054	-11.37%
726.120.031 Other Benefits	12,158	12,121	10,589	22,412	11,007	37	0.31%
726.120.032 Workers Compensation	19,208	19,186	17,908	17,991	16,256	22	0.11%
726.120.033 Employment Insurance	12,476	13,370	12,958	12,233	14,862	-894	-6.69%
Total Benefits	52,058	53,947	48,482	58,819	48,222	-1,889	-3.50%
Materials							
726.120.104 General Supplies	1,500	1,500	432	612	834	0	0.00%
726.120.110 Uniform Clothing	3,000	3,000	2,995	2,000	476	0	0.00%
Total Materials	4,500	4,500	3,427	2,612	1,310	0	0.00%
Other Service Charges							
726.120.402 Training	300	300	0	0	0	0	0.00%
726.120.434 Employee Recognition	250	250	0	226	129	0	0.00%
726.120.450 Miscellaneous	500	500	0	301	902	0	0.00%
Total Other Service Charges	1,050	1,050	0	527	1,031	0	0.00%
Total Expenditures	675,301	659,022	622,241	625,392	619,370	16,279	2.47%
Revenue							
726.120.803 Other Municipalities	-8,000	-8,000	-8,334	-8,053	-8,165	0	0.00%
Total Revenue	-8,000	-8,000	-8,334	-8,053	-8,165	0	0.00%
Total Net Expenditures	667,301	651,022	613,907	617,339	611,205	16,279	2.50%

City of St Catharines
Railway Crossings
2020 Operating Budget - Expenditures by Object

Object of Expenditure	2020 Budget	2019 Budget	2018 Actuals	2017 Actuals	2016 Actuals	\$ Change 2019 Budget	% Change 2019 Budget
Contracts							
726.125.000 Railway Crossings	27,000	27,000	21,724	23,730	25,414	0	0.00%
Total Contracts	27,000	27,000	21,724	23,730	25,414	0	0.00%
Total Expenditures	27,000	27,000	21,724	23,730	25,414	0	0.00%
Total Net Expenditures	27,000	27,000	21,724	23,730	25,414	0	0.00%

City of St Catharines
Environmental Monitoring
2020 Operating Budget - Expenditures by Object

	2020	2019	2018	2017	2016	\$ Change	% Change
Object of Expenditure	Budget	Budget	Actuals	Actuals	Actuals	2019 Budget	2019 Budget
Salaries and Wages							
735.105.001 Salaries/Wages-regular	64,120	63,080	57,117	76,099	75,922	1,040	1.65%
735.105.002 Salaries/Wages-Overtime	1,503	1,503	371	2,271	1,438	0	0.00%
735.105.006 Sick Pay	0	0	596	0	0	0	0.00%
735.105.007 Holiday/Vacation Pay	0	0	6,852	294	0	0	0.00%
735.105.009 Doctor's Appointments	0	0	85	0	0	0	0.00%
Total Salaries and Wages	65,623	64,583	65,021	78,664	77,360	1,040	1.61%
Benefits							
735.105.030 Pensions	10,378	9,846	8,862	10,724	10,589	532	5.40%
735.105.031 Other Benefits	8,246	7,623	6,241	6,865	6,504	623	8.17%
735.105.032 Workers Compensation	2,359	2,255	2,051	2,411	2,230	104	4.61%
735.105.033 Employment Insurance	1,088	1,022	874	1,065	1,238	66	6.46%
735.105.041 Safety shoes	200	175	175	175	175	25	14.29%
Total Benefits	22,271	20,921	18,203	21,240	20,736	1,350	6.45%
Equipment Operations							
735.105.050 Rentals	1,000	2,000	1,579	1,873	2,251	-1,000	-50.00%
735.105.067 Car Allowance/Mileage	0	0	31	95	127	0	0.00%
Total Equipment Operations	1,000	2,000	1,610	1,968	2,378	-1,000	-50.00%
Materials							
735.105.104 General Supplies	1,000	1,000	1,400	1,851	458	0	0.00%
Total Materials	1,000	1,000	1,400	1,851	458	0	0.00%
Contracts							
735.105.200 Contracts-other	92,000	89,000	84,325	41,234	55,963	3,000	3.37%
735.105.218 Operations Activities	29,000	4,000	2,217	1,965	411	25,000	625.00%
Total Contracts	121,000	93,000	86,542	43,199	56,374	28,000	30.11%
Office and Related Expenses							
735.105.306 Cell Phones	720	720	936	308	0	0	0.00%
Total Office and Related Expenses	720	720	936	308	0	0	0.00%
Other Service Charges							
735.105.405 Subscriptions/Memberships	1,550	1,550	1,151	963	901	0	0.00%
735.105.417 Study/Consulting Fees	75,000	75,000	-4,037	45,805	102,859	0	0.00%
Total Other Service Charges	76,550	76,550	-2,886	46,768	103,760	0	0.00%
Total Expenditures	288,164	258,774	170,826	193,998	261,066	29,390	11.36%

City of St Catharines
Environmental Monitoring
2020 Operating Budget - Expenditures by Object

	2020 Budget	2019 Budget	2018 Actuals	2017 Actuals	2016 Actuals	\$ Change 2019 Budget	% Change 2019 Budget
Revenue							
735.105.805 Donations	0	0	0	-2,814	0	0	0.00%
735.105.950 Allocation-water	0	0	0	-20,037	0	0	0.00%
Total Revenue	0	0	0	-22,851	0	0	0.00%
Total Net Expenditures	288,164	258,774	170,826	171,147	261,066	29,390	11.36%

City of St Catharines
Queen Elizabeth Centre
2020 Operating Budget - Expenditures by Object

Object of Expenditure	2020 Budget	2019 Budget	2018 Actuals	2017 Actuals	2016 Actuals	\$ Change 2019 Budget	% Change 2019 Budget
Equipment Operations							
750.535.053 Service Contracts	499	489	462	462	462	10	2.04%
Total Equipment Operations	499	489	462	462	462	10	2.04%
Materials							
750.535.104 General Program Supplies	0	0	0	73	0	0	0.00%
Total Materials	0	0	0	73	0	0	0.00%
Building and Maintenance							
750.535.162 Repairs	5,000	0	1,240	375	385	5,000	0.00%
750.535.173 Insurance-Bldg/Contents	1,835	1,886	1,788	1,773	1,934	-51	-2.70%
Total Building and Maintenance	6,835	1,886	3,028	2,148	2,319	4,949	262.41%
Other Service Charges							
750.535.417 Study/Consulting Fees	0	0	0	0	8,000	0	0.00%
Total Other Service Charges	0	0	0	0	8,000	0	0.00%
Total Expenditures	7,334	2,375	3,490	2,683	10,781	4,959	208.80%
Total Net Expenditures	7,334	2,375	3,490	2,683	10,781	4,959	208.80%

City of St Catharines
Skate board park
2020 Operating Budget - Expenditures by Object

Object of Expenditure	2020 Budget	2019 Budget	2018 Actuals	2017 Actuals	2016 Actuals	\$ Change 2019 Budget	% Change 2019 Budget
Building and Maintenance							
750.555.162 Site repairs	1,926	1,901	458	1,127	1,627	25	1.32%
Total Building and Maintenance	1,926	1,901	458	1,127	1,627	25	1.32%
Total Expenditures	1,926	1,901	458	1,127	1,627	25	1.32%
Total Net Expenditures	1,926	1,901	458	1,127	1,627	25	1.32%

City of St Catharines
Merritton Community Centre
2020 Operating Budget - Expenditures by Object

Object of Expenditure	2020 Budget	2019 Budget	2018 Actuals	2017 Actuals	2016 Actuals	\$ Change 2019 Budget	% Change 2019 Budget
Equipment Operations							
750.800.053 Service Contracts	4,957	4,860	4,405	3,418	3,067	97	2.00%
Total Equipment Operations	4,957	4,860	4,405	3,418	3,067	97	2.00%
Building and Maintenance							
750.800.152 Gen Bldg Mntce Supplies	0	0	131	48	39	0	0.00%
750.800.162 Repairs	12,272	10,139	22,120	5,207	12,237	2,133	21.04%
750.800.173 Insurance-Bldg/Contents	3,807	3,805	3,709	3,680	3,490	2	0.05%
750.800.180 Improvements-Non TCA	0	3,000	0	0	0	-3,000	-100.00%
Total Building and Maintenance	16,079	16,944	25,960	8,935	15,766	-865	-5.11%
Total Expenditures	21,036	21,804	30,365	12,353	18,833	-768	-3.52%
Revenue							
750.800.834 Misc Recoverables	0	0	0	-639	0	0	0.00%
Total Revenue	0	0	0	-639	0	0	0.00%
Total Net Expenditures	21,036	21,804	30,365	11,714	18,833	-768	-3.52%

City of St Catharines
Garden City Arena Operations
2020 Operating Budget - Expenditures by Object

	2020	2019	2018	2017	2016	\$ Change	% Change
Object of Expenditure	Budget	Budget	Actuals	Actuals	Actuals	2019 Budget	2019 Budget
Salaries and Wages							
750.600.001 Salaries/Wages-Regular	437,761	378,727	255,096	484,328	430,314	59,034	15.59%
750.600.002 Salaries/Wages-Overtime	20,004	20,004	37,782	33,895	29,288	0	0.00%
750.600.003 Salaries/Wages-Ext Svce	60,020	59,951	45,754	41,208	38,059	69	0.12%
750.600.006 Sick Pay	0	25,002	22,463	28,583	41,545	-25,002	-100.00%
750.600.007 Holiday/Vacation Pay	62,268	58,375	82,434	76,942	70,504	3,893	6.67%
750.600.009 Doctor's Appointments	300	300	322	278	238	0	0.00%
750.600.012 Allocation-administration	0	0	0	0	2,008	0	0.00%
Total Salaries and Wages	580,353	542,359	443,851	665,234	611,956	37,994	7.01%
Benefits							
750.600.030 Pensions	82,006	66,394	51,273	94,273	96,108	15,612	23.51%
750.600.031 Other Benefits	104,941	106,810	62,737	105,862	95,135	-1,869	-1.75%
750.600.032 Workers Compensation	20,206	18,209	13,018	145,788	22,176	1,997	10.97%
750.600.033 Employment Insurance	12,262	11,053	7,303	12,995	15,725	1,209	10.94%
750.600.040 Meal Allowance	200	200	222	93	83	0	0.00%
750.600.041 Safety Shoes	1,575	1,575	1,575	1,575	1,925	0	0.00%
Total Benefits	221,190	204,241	136,128	360,586	231,152	16,949	8.30%
Equipment Operations							
750.600.050 Rentals	4,500	4,500	1,638	4,454	4,346	0	0.00%
750.600.053 Service Contracts	40,750	39,951	25,824	38,425	24,395	799	2.00%
750.600.054 Repairs-equipment	16,347	16,100	269	1,568	8,110	247	1.53%
750.600.066 Fuel-Gasoline/Diesel	500	500	0	0	0	0	0.00%
750.600.072 Equipment Expense	26,000	28,589	22,889	28,996	26,335	-2,589	-9.06%
Total Equipment Operations	88,097	89,640	50,620	73,443	63,186	-1,543	-1.72%
Materials							
750.600.102 Small Tools /Equipment	4,950	3,000	1,967	975	578	1,950	65.00%
750.600.109 Safety/Protective Equipt	1,500	1,500	693	902	1,554	0	0.00%
750.600.110 UniformClothing	2,000	2,000	1,999	1,400	1,601	0	0.00%
Total Materials	8,450	6,500	4,659	3,277	3,733	1,950	30.00%
Building and Maintenance							
750.600.152 Gen Bldg Mtnce Supplies	20,000	21,500	17,667	23,202	20,375	-1,500	-6.98%
750.600.153 Snow Removal	5,000	5,000	4,704	3,872	2,769	0	0.00%
750.600.162 Repairs	74,966	84,394	81,062	90,098	103,537	-9,428	-11.17%
750.600.163 Heat Light,Power,Water	340,000	371,817	327,520	412,683	416,586	-31,817	-8.56%
750.600.173 Insurance-Bldg/Contents	12,362	12,274	12,136	12,136	12,377	88	0.72%
750.600.180 Improvements-Non TCA	2,000	0	4,000	0	0	2,000	0.00%
Total Building and Maintenance	454,328	494,985	447,089	541,991	555,644	-40,657	-8.21%

City of St Catharines
Garden City Arena Operations
2020 Operating Budget - Expenditures by Object

	2020	2019	2018	2017	2016	\$ Change	% Change
	Budget	Budget	Actuals	Actuals	Actuals	2019 Budget	2019 Budget
Contracts							
750.600.205 Contracts-Security	48,000	0	0	0	0	48,000	0.00%
750.600.206 Contracts-Garbage	4,820	4,820	5,221	4,784	4,835	0	0.00%
750.600.235 Contract-Pest Control	600	600	468	418	566	0	0.00%
Total Contracts	53,420	5,420	5,689	5,202	5,401	48,000	885.61%
Office and Related Expenses							
750.600.301 Advertising Production	500	500	0	0	0	0	0.00%
750.600.302 Insurance-Liability	10,920	11,548	11,065	11,494	12,730	-628	-5.44%
750.600.306 Cellular Phones	1,300	1,440	706	937	572	-140	-9.72%
750.600.310 Office Supplies	100	100	0	0	594	0	0.00%
750.600.330 Furniture/Equipment NTCA	500	800	1,750	0	0	-300	-37.50%
Total Office and Related Expenses	13,320	14,388	13,521	12,431	13,896	-1,068	-7.42%
Properties							
750.600.351 Replacement-Micros	0	0	0	0	1,204	0	0.00%
750.600.353 Motor Vehicles	0	0	33,802	0	0	0	0.00%
750.600.356 Bldg & Improvements	0	30,000	0	0	0	-30,000	-100.00%
Total Properties	0	30,000	33,802	0	1,204	-30,000	-100.00%
Other Service Charges							
750.600.402 Technical Training	5,000	5,000	1,369	1,578	721	0	0.00%
750.600.405 Subscriptions/Memb'ships	750	750	855	487	735	0	0.00%
750.600.417 Consulting fees	0	0	0	-674	-2,586	0	0.00%
750.600.448 Transfer to Reserve	0	0	16,894	0	0	0	0.00%
750.600.450 Miscellaneous	0	0	1,396	0	0	0	0.00%
Total Other Service Charges	5,750	5,750	20,514	1,391	-1,130	0	0.00%
Total Expenditures	1,424,908	1,393,283	1,155,873	1,663,555	1,485,042	31,625	2.27%
Revenue							
750.600.807 Meeting Room Rentals	-1,200	-1,200	-279	-1,214	-1,100	0	0.00%
750.600.814 Rent-various users	-35,000	-9,500	-31,668	-9,730	-8,803	-25,500	268.42%
750.600.836 Obsolete Veh/Machinery Sale	0	0	-18,290	0	0	0	0.00%
750.600.840 Rentals-Special Events	0	0	-108	0	0	0	0.00%
750.600.850 Advertising	0	0	0	-1,021	-750	0	0.00%
750.600.869 Practice Rentals	-240,990	-485,000	-390,298	-477,520	-485,214	244,010	-50.31%
750.600.870 Public Skating	-7,500	-7,500	-3,687	-7,503	-4,373	0	0.00%
750.600.900 Transfer from Reserve	0	-30,000	-33,802	-2,849	0	30,000	-100.00%
750.600.950 Allocn-Bill Burgoyne	0	0	0	-18,149	0	0	0.00%
750.600.953 Allocation-Pools/Beaches	0	0	0	-72,597	-50,210	0	0.00%
750.600.955 Allocation-Sportsplex	0	0	0	-102,847	0	0	0.00%
Total Revenue	-284,690	-533,200	-478,132	-693,430	-550,450	248,510	-46.61%
Total Net Expenditures	1,140,218	860,083	677,741	970,125	934,592	280,135	32.57%

City of St Catharines
Bill Burgoyne Arena
2020 Operating Budget - Expenditures by Object

	2020	2019	2018	2017	2016	\$ Change	% Change
	Budget	Budget	Actuals	Actuals	Actuals	2019 Budget	2019 Budget
Object of Expenditure							
Salaries and Wages							
750.605.001 Salaries/Wages-Regular	127,336	111,836	120,003	103,991	112,905	15,500	13.86%
750.605.002 Salaries/Wages-Overtime	9,001	9,001	23,399	12,477	2,813	0	0.00%
750.605.003 Salaries/Wages-Ext Svce	38,917	38,847	26,269	21,798	18,362	70	0.18%
750.605.006 Sick Pay	0	10,001	8,559	12,227	16,580	-10,001	-100.00%
750.605.007 Holiday/Vacation Pay	23,108	20,341	27,299	31,946	26,774	2,767	13.60%
750.605.009 Doctor's Appointments	200	200	168	178	164	0	0.00%
750.605.012 Allocation-Complex	0	0	0	18,149	14,059	0	0.00%
Total Salaries and Wages	198,562	190,226	205,697	200,766	191,657	8,336	4.38%
Benefits							
750.605.030 Pensions	25,366	22,249	22,578	22,829	21,946	3,117	14.01%
750.605.031 Other Benefits	36,850	29,073	30,923	27,372	25,747	7,777	26.75%
750.605.032 Workers Compensation	6,795	6,229	6,345	5,279	4,685	566	9.09%
750.605.033 Employment Insurance	4,217	3,876	3,530	3,313	3,713	341	8.80%
750.605.040 Meal Allowance	0	0	120	56	0	0	0.00%
750.605.041 Safety Shoes	525	525	525	525	525	0	0.00%
Total Benefits	73,753	61,952	64,021	59,374	56,616	11,801	19.05%
Equipment Operations							
750.605.050 Rentals	1,500	1,500	725	2,678	1,287	0	0.00%
750.605.053 Service Contracts	16,601	16,275	9,043	9,189	12,637	326	2.00%
750.605.054 Repairs-equipment	5,000	18,125	4,359	0	4,920	-13,125	-72.41%
750.605.072 Equipment Expense	11,000	12,505	9,585	12,154	11,168	-1,505	-12.04%
Total Equipment Operations	34,101	48,405	23,712	24,021	30,012	-14,304	-29.55%
Materials							
750.605.102 Small Tools/Equipment	11,200	11,300	1,587	772	625	-100	-0.88%
750.605.109 Safety/Protective Equipt	500	500	259	446	37	0	0.00%
750.605.110 Uniform Clothing	1,000	1,000	1,000	800	774	0	0.00%
Total Materials	12,700	12,800	2,846	2,018	1,436	-100	-0.78%
Building and Maintenance							
750.605.152 Gen Bldg Mtncs Supplies	6,315	6,200	7,492	5,622	6,187	115	1.85%
750.605.153 Contract-Snow Removal	3,250	3,250	2,824	2,050	857	0	0.00%
750.605.162 Repairs	49,941	44,360	33,367	31,898	42,718	5,581	12.58%
750.605.163 Heat,Light,Power,Water	113,168	109,684	117,218	103,422	97,815	3,484	3.18%
750.605.173 Insurance-Bldg/Contents	3,393	3,321	3,305	3,279	3,687	72	2.17%
750.605.180 Improvements - non TCA	15,000	2,000	5,745	0	19,429	13,000	650.00%
Total Building and Maintenance	191,067	168,815	169,951	146,271	170,693	22,252	13.18%
Contracts							
750.605.200 Contracts-General	1,000	1,000	975	875	185	0	0.00%

City of St Catharines
Bill Burgoyne Arena
2020 Operating Budget - Expenditures by Object

	2020	2019	2018	2017	2016	\$ Change	% Change
	Budget	Budget	Actuals	Actuals	Actuals	2019 Budget	2019 Budget
750.605.206 Contracts-Garbage Coll'n	2,100	2,100	1,936	2,057	1,675	0	0.00%
750.605.235 Contract-Pest Control	460	460	348	380	380	0	0.00%
Total Contracts	3,560	3,560	3,259	3,312	2,240	0	0.00%
Office and Related Expenses							
750.605.301 Advertising Production	500	500	0	0	0	0	0.00%
750.605.302 Insurance Liability	7,465	7,700	7,467	7,663	8,487	-235	-3.05%
750.605.310 Office Supplies	150	150	94	7	298	0	0.00%
Total Office and Related Expenses	8,115	8,350	7,561	7,670	8,785	-235	-2.81%
Properties							
750.605.353 Motor Vehicles	0	0	88,222	0	0	0	0.00%
750.605.356 Bldg & Improvements	0	20,000	0	0	0	-20,000	-100.00%
Total Properties	0	20,000	88,222	0	0	-20,000	-100.00%
Other Service Charges							
750.605.402 Training	3,500	3,500	525	0	0	0	0.00%
750.605.417 Study/Consulting Fees	0	0	0	-419	4,609	0	0.00%
750.605.448 Transfer to Reserve	0	0	15,332	0	0	0	0.00%
750.605.450 Miscellaneous	0	0	1,268	0	0	0	0.00%
Total Other Service Charges	3,500	3,500	17,125	-419	4,609	0	0.00%
Total Expenditures	525,358	517,608	582,394	443,013	466,048	7,750	1.50%
Revenue							
750.605.814 Rent	-13,700	-13,661	-14,754	-14,590	-14,173	-39	0.29%
750.605.836 Obsolete Eq't Sales	0	0	-16,600	0	0	0	0.00%
750.605.850 Advertising	0	0	0	-1,250	-1,250	0	0.00%
750.605.869 Practice Rentals	-245,990	-210,000	-247,156	-208,700	-201,322	-35,990	17.14%
750.605.870 Public Skating	-8,000	-8,000	-3,262	-6,908	-6,732	0	0.00%
750.605.900 Transfer from Reserve	0	-20,000	-88,222	0	0	20,000	-100.00%
Total Revenue	-267,690	-251,661	-369,994	-231,448	-223,477	-16,029	6.37%
Total Net Expenditures	257,668	265,947	212,400	211,565	242,571	-8,279	-3.11%

City of St Catharines
Haig Bowl Arena
2020 Operating Budget - Expenditures by Object

	2020 Budget	2019 Budget	2018 Actuals	2017 Actuals	2016 Actuals	\$ Change 2019 Budget	% Change 2019 Budget
Object of Expenditure							
Salaries and Wages							
750.610.001 Salaries/Wages-Regular	0	0	0	344	55	0	0.00%
750.610.012 Allocation-Complex	0	0	0	0	2,008	0	0.00%
Total Salaries and Wages	0	0	0	344	2,063	0	0.00%
Equipment Operations							
750.610.050 Rentals	0	0	0	32	0	0	0.00%
750.610.053 Service Contracts	2,711	2,665	2,143	1,935	2,246	46	1.73%
Total Equipment Operations	2,711	2,665	2,143	1,967	2,246	46	1.73%
Building and Maintenance							
750.610.152 Gen Bldg Mtncs Supplies	0	0	31	14	10	0	0.00%
750.610.161 Graffiti Removal	0	0	809	0	0	0	0.00%
750.610.162 Repairs	3,568	2,535	1,690	1,776	638	1,033	40.75%
750.610.173 Insurance-Bldg/Contents	433	540	420	417	1,452	-107	-19.81%
Total Building and Maintenance	4,001	3,075	2,950	2,207	2,100	926	30.11%
Office and Related Expenses							
750.610.302 Insurance-Liability	7,465	7,705	7,467	7,663	8,487	-240	-3.11%
Total Office and Related Expenses	7,465	7,705	7,467	7,663	8,487	-240	-3.11%
Other Service Charges							
750.610.417 Study/Consulting Fees	0	0	0	-419	-391	0	0.00%
750.610.448 Transfer to Reserves	0	0	134	0	0	0	0.00%
750.610.450 Miscellaneous	0	0	11	0	0	0	0.00%
Total Other Service Charges	0	0	145	-419	-391	0	0.00%
Total Expenditures	14,177	13,445	12,705	11,762	14,505	732	5.44%
Revenue							
750.610.835 Obsolete Vehicle Sales	0	0	-145	0	0	0	0.00%
Total Revenue	0	0	-145	0	0	0	0.00%
Total Net Expenditures	14,177	13,445	12,560	11,762	14,505	732	5.44%

City of St Catharines
Merritton Arena
2020 Operating Budget - Expenditures by Object

	2020 Budget	2019 Budget	2018 Actuals	2017 Actuals	2016 Actuals	\$ Change 2019 Budget	% Change 2019 Budget
Object of Expenditure							
Salaries and Wages							
750.615.001 Salaries, Wages-regular	0	0	0	0	211	0	0.00%
750.615.012 Allocation	0	0	0	0	2,008	0	0.00%
Total Salaries and Wages	0	0	0	0	2,219	0	0.00%
Equipment Operations							
750.615.050 Equipment Rental	0	0	0	0	8	0	0.00%
750.615.053 Service Contracts	8,824	9,375	12,195	9,291	8,358	-551	-5.88%
750.615.054 Equipment Repairs	7,300	7,300	158	0	0	0	0.00%
Total Equipment Operations	16,124	16,675	12,353	9,291	8,366	-551	-3.30%
Building and Maintenance							
750.615.152 Bldg Maintenance Supplies	0	0	0	49	97	0	0.00%
750.615.153 Contract - Snow Removal	5,500	5,500	6,986	4,037	3,311	0	0.00%
750.615.162 Repairs-building	36,532	29,151	35,551	18,148	28,097	7,381	25.32%
750.615.173 Insurance-Bldg,Contents	3,214	3,157	3,130	3,105	3,294	57	1.81%
750.615.180 Improvements-Non TCA	20,000	0	-10,092	4,000	0	20,000	0.00%
Total Building and Maintenance	65,246	37,808	35,575	29,339	34,799	27,438	72.57%
Other Service Charges							
750.615.417 Study/Consulting Fees	0	0	0	-419	4,609	0	0.00%
Total Other Service Charges	0	0	0	-419	4,609	0	0.00%
Total Expenditures	81,370	54,483	47,928	38,211	49,993	26,887	49.35%
Total Net Expenditures	81,370	54,483	47,928	38,211	49,993	26,887	49.35%

City of St Catharines
Seymour Hannah Complex
2020 Operating Budget - Expenditures by Object

	2020	2019	2018	2017	2016	\$ Change	% Change
	Budget	Budget	Actuals	Actuals	Actuals	2019 Budget	2019 Budget
Object of Expenditure							
Salaries and Wages							
750.620.001 Salaries,Wages-regular	631,318	621,081	564,837	455,933	456,753	10,237	1.65%
750.620.002 Salaries/Wages-Overtime	35,001	35,001	74,122	48,731	28,826	0	0.00%
750.620.003 Salaries,Wages-Extra	161,672	144,238	188,068	137,047	126,057	17,434	12.09%
750.620.006 Sick Pay	0	23,000	22,651	16,423	14,774	-23,000	-100.00%
750.620.007 Holiday/Vacation Pay	85,486	84,065	111,923	83,246	82,203	1,421	1.69%
750.620.008 Modified Work	0	0	9	370	0	0	0.00%
750.620.009 Doctor's Appointments	900	900	1,294	857	881	0	0.00%
750.620.012 Allocations	0	0	0	102,847	0	0	0.00%
Total Salaries and Wages	914,377	908,285	962,904	845,454	709,494	6,092	0.67%
Benefits							
750.620.030 Pensions	122,535	105,537	103,712	83,538	74,204	16,998	16.11%
750.620.031 Other Benefits	148,940	139,178	118,186	100,278	92,279	9,762	7.01%
750.620.032 Workers Compensation	30,905	28,878	29,346	22,997	18,517	2,027	7.02%
750.620.033 Employment Insurance	18,680	18,739	16,948	13,666	14,201	-59	-0.31%
750.620.040 Meal Allowance	502	502	574	296	93	0	0.00%
750.620.041 Safety shoes	2,074	2,100	1,925	1,925	1,750	-26	-1.24%
Total Benefits	323,636	294,934	270,691	222,700	201,044	28,702	9.73%
Equipment Operations							
750.620.050 Equipment Rental	2,000	2,000	36	2,288	1,200	0	0.00%
750.620.053 Service Contracts	62,162	60,943	43,369	52,603	50,073	1,219	2.00%
750.620.054 Equipment Repairs	31,300	52,600	37,439	18,163	12,008	-21,300	-40.49%
750.620.072 Equipment Expense	51,000	45,812	62,116	46,960	44,837	5,188	11.32%
Total Equipment Operations	146,462	161,355	142,960	120,014	108,118	-14,893	-9.23%
Materials							
750.620.102 Small tools and equipment	29,250	31,200	27,239	6,238	13,892	-1,950	-6.25%
750.620.109 Protective Clothing	2,000	2,000	1,133	2,071	1,356	0	0.00%
750.620.110 Uniforms	5,000	3,500	3,547	2,891	2,035	1,500	42.86%
Total Materials	36,250	36,700	31,919	11,200	17,283	-450	-1.23%
Building and Maintenance							
750.620.150 Clean'g Service/Custodian	600	600	0	0	0	0	0.00%
750.620.152 Bldg Maintenance Supplies	32,797	32,000	27,914	29,060	24,369	797	2.49%
750.620.153 Snow Removal	2,500	2,500	2,376	1,348	2,004	0	0.00%
750.620.157 Taxes	29,680	27,565	27,144	26,505	25,300	2,115	7.67%
750.620.162 Bldg Repairs	147,824	139,416	167,197	151,821	124,453	8,408	6.03%
750.620.163 Heat,Light,Power,Water	759,271	726,095	762,440	683,533	635,764	33,176	4.57%
750.620.164 Signage	1,000	1,000	180	1,235	125	0	0.00%
750.620.173 Insurance-Bldg,Contents	12,057	11,790	11,735	11,635	11,752	267	2.26%
750.620.180 Improvements-Non TCA	10,000	10,000	19,618	-2,228	5,000	0	0.00%
Total Building and Maintenance	995,729	950,966	1,018,604	902,909	828,767	44,763	4.71%

City of St Catharines
Seymour Hannah Complex
2020 Operating Budget - Expenditures by Object

	2020 Budget	2019 Budget	2018 Actuals	2017 Actuals	2016 Actuals	\$ Change 2019 Budget	% Change 2019 Budget
Contracts							
750.620.200 Contract-General	3,300	3,300	1,850	1,750	2,085	0	0.00%
750.620.201 Contract-garbage	7,500	7,500	7,917	7,490	7,120	0	0.00%
750.620.205 Contracts-Security	1,500	1,500	4,198	9,534	0	0	0.00%
750.620.235 Contracts-Pest Control	600	600	520	488	675	0	0.00%
Total Contracts	12,900	12,900	14,485	19,262	9,880	0	0.00%
Office and Related Expenses							
750.620.301 Advertising Production	7,500	7,500	3,144	4,986	7,454	0	0.00%
750.620.302 Insurance-Liability	10,920	11,548	11,671	11,403	12,644	-628	-5.44%
750.620.306 Cellular Phones	1,440	1,440	1,204	1,648	1,216	0	0.00%
750.620.307 Printing	150	150	237	194	11	0	0.00%
750.620.308 Copying and Prints	1,500	1,500	1,213	1,267	1,267	0	0.00%
750.620.310 Office Supplies	600	600	676	568	610	0	0.00%
750.620.330 Furniture/Equipment NTCA	0	0	0	538	0	0	0.00%
Total Office and Related Expenses	22,110	22,738	18,145	20,604	23,202	-628	-2.76%
Properties							
750.620.351 Replacements-PCs,hardwar	0	0	0	0	1,204	0	0.00%
750.620.353 Motor Vehicles	0	0	88,222	0	0	0	0.00%
750.620.354 Other Equipment	0	0	6,100	0	0	0	0.00%
750.620.356 Buildings/Improvements	0	0	13,100	43,199	0	0	0.00%
Total Properties	0	0	107,422	43,199	1,204	0	0.00%
Other Service Charges							
750.620.401 Conferences/Conventions	0	0	0	785	1,900	0	0.00%
750.620.402 Training	6,000	6,000	1,523	5,551	3,453	0	0.00%
750.620.405 Subscriptions/Memberships	1,100	1,100	598	834	1,095	0	0.00%
750.620.417 Study/Consulting Fees	0	0	8,435	16,819	-753	0	0.00%
750.620.448 Transfer to Reserve	0	0	0	27,493	0	0	0.00%
750.620.449 Class over/short	0	0	0	1	0	0	0.00%
750.620.450 Miscellaneous	0	0	0	402	0	0	0.00%
Total Other Service Charges	7,100	7,100	10,556	51,885	5,695	0	0.00%
Total Expenditures	2,458,564	2,394,978	2,577,686	2,237,227	1,904,687	63,586	2.65%
Revenue							
750.620.800 Miscellaneous Revenue	0	0	-2,496	-27,545	-142	0	0.00%
750.620.814 Rent-various	-142,000	-127,000	-123,392	-123,641	-91,848	-15,000	11.81%
750.620.834 Miscellaneous Recoverable	0	0	-368	0	0	0	0.00%

City of St Catharines
Seymour Hannah Complex
2020 Operating Budget - Expenditures by Object

	2020	2019	2018	2017	2016	\$ Change	% Change
	Budget	Budget	Actuals	Actuals	Actuals	2019 Budget	2019 Budget
750.620.840 Rentals-Special Events	-15,000	-15,000	-14,296	-12,446	-12,837	0	0.00%
750.620.850 Advertising Revenue	0	0	-10,539	-26,323	-36,426	0	0.00%
750.620.860 Vending Machines	-25,000	-25,000	-30,005	-22,415	-21,376	0	0.00%
750.620.869 Practice Rentals	-1,620,000	-1,620,000	-1,505,149	-1,358,646	-1,238,588	0	0.00%
750.620.870 Public Skating Revenue	-70,000	-70,000	-64,203	-59,187	-49,529	0	0.00%
750.620.877 Special Fee-surcharges	-165,000	-165,000	-139,220	-140,846	-135,002	0	0.00%
750.620.900 Transfer from Reserve	0	0	-101,322	-43,199	0	0	0.00%
750.620.950 Allocations-arenas	0	0	0	0	-20,083	0	0.00%
Total Revenue	-2,037,000	-2,022,000	-1,990,990	-1,814,248	-1,605,831	-15,000	0.74%
Total Net Expenditures	421,564	372,978	586,696	422,979	298,856	48,586	13.03%

City of St Catharines

2020 Operating Budget - Expenditures by Department, Board or Committee

	2020 Budget	2019 Budget	2018 Actuals	2017 Actuals	2016 Actuals	\$ Change 2019 Budget	% Change 2019 Budget
Municipal Works							
Stores (p.115)	318,600	318,637	270,756	300,508	307,064	-37	-0.01%
Equipment Maintenance (p.117)	695,825	640,788	588,480	822,371	692,296	55,037	8.59%
Lake St Service Centre (p.119)	639,919	591,144	454,569	433,401	443,542	48,775	8.25%
Sidewalk Maintenance (p.121)	429,376	427,879	406,341	322,617	367,673	1,497	0.35%
Sidewalk Overhead (p.155)	181,280	154,601	165,111	150,372	191,774	26,679	17.26%
Roadways General (p.122)	1,407,329	1,375,937	1,310,303	1,124,690	1,106,562	31,392	2.28%
Roads Overhead (p.155)	2,193,872	2,066,806	1,886,739	1,882,292	1,953,552	127,066	6.15%
Winter Control (p.124)	1,945,627	1,946,841	2,016,969	1,782,496	1,797,864	-1,214	-0.06%
Winter Control Overhead (p.155)	417,944	372,089	503,538	506,107	464,111	45,855	12.32%
Street Cleaning (p.125)	435,183	432,910	387,679	316,878	375,302	2,273	0.53%
Street Cleaning Overhead (p.155)	111,152	98,929	105,679	129,840	140,063	12,223	12.36%
Drainage General (p.126)	338,453	262,631	133,686	165,984	100,389	75,822	28.87%
Driveway and Culverts (p.127)	549	0	-7,639	827	-210	549	0.00%
Watercourse Cleaning (p.128)	91,549	118,645	57,813	98,381	67,070	-27,096	-22.84%
Drainage Overhead (p.155)	470,068	437,647	291,413	404,331	351,242	32,421	7.41%
Safety Signals (p.129)	276,341	270,609	265,763	221,599	227,645	5,732	2.12%
Street and Sundry Signs (p.130)	46,613	47,559	24,284	8,847	25,913	-946	-1.99%
Services Rendered (p.131)	-100	0	-2,222	-1,018	-1,793	-100	0.00%
Miscellaneous Recoverable (p.132)	913	0	-2,899	4,407	-1,313	913	0.00%
Meeting and Training (p.133)	269,296	275,499	206,659	221,122	180,276	-6,203	-2.25%
Other Public Work Overhead (p.155)	185,094	164,728	184,985	269,025	219,875	20,366	12.36%
Cemetery (p.134)	485,405	407,619	275,416	261,299	347,637	77,786	19.08%
Trees - General (p.137)	2,075,778	2,074,207	1,916,671	2,005,902	2,017,669	1,571	0.08%
Tree planting/Horticulture (p.139)	1,963,905	1,962,096	2,190,024	2,006,745	2,055,436	1,809	0.09%
Parks Division Overhead (p.141)	584,579	662,587	1,067,110	1,211,171	1,201,639	-78,008	-11.77%
Parks Operations (p.143)	2,748,812	2,672,129	2,266,336	1,775,955	2,059,012	76,683	2.87%
Passive Parks Maintenance (p.147)	532,826	543,595	464,751	484,399	410,815	-10,769	-1.98%
Kiwanis Sport Field (p.145)	63,139	80,372	69,509	44,786	47,093	-17,233	-21.44%
Parks Maintenance (p.148)	317,730	381,434	381,073	424,524	322,468	-63,704	-16.70%
Happy Rolph's Bird Sanctuary (p.149)	269,057	246,566	232,861	201,474	197,118	22,491	9.12%
Equipment Acquisitions (p.151)	250,000	237,000	223,556	-48,147	145,000	13,000	5.49%
Equipment Maintenance (p.152)	14,000	14,000	12,834	13,919	15,023	0	0.00%
Equipment Operation Surplus (p.153)	-462,000	-221,074	-358,255	0	-273,873	-240,926	108.98%
Holiday Lighting (p.154)	24,000	24,000	25,920	27,883	24,550	0	0.00%
Total Municipal Works	19,322,114	19,088,410	18,015,813	17,574,987	17,579,454	233,704	1.22%

EXPENDITURE ACCOUNT	2020 BUDGET
<u>SIDEWALK MAINTENANCE:</u>	
720.100 200 - SIDEWALK REHABILITATION (2019 - \$161,250)	<u>\$161,250</u>
721.100 <u>200 - ROADWAYS CONTRACTS</u> (2019 - \$112,560)	
CURB CUTS	\$6,500
CURB REPAIRS	12,250
HIRED EQUIPMENT	14,500
SHEET TOP REPAIR	23,000
CATCH BASIN CLEANING	56,310
	<u>\$112,560</u>
<u>STREET FURNITURE</u> (2019 - \$1,000)	<u>\$1,000</u>
724.100 <u>200 - STREET SWEEPING CONTRACT</u> (2019 - \$89,306)	
HAULING SWEEPINGS	\$7,000
STREET SWEEPING CONTRACT	32,336
FALL LEAF PICKUP	49,970
	<u>\$89,306</u>
725.100 <u>200 - DRAINAGE</u> (2019 - \$106,270)	
DITCHING CONTRACT	\$24,000
HIRED EQUIPMENT	7,270
STORM SEWER REAMING	29,000
STORM SEWER SPOT REPAIR	105,000
STORM SEWER TV INSPECTION	20,000
	<u>185,270</u>
750.230 <u>PARKS OPERATIONS</u>	
003 - EXTRA SERVICES (2019 - \$684,147)	<u>\$969,889</u>
(INCLUDING \$350,000 FOR A TARGETED TEAM TO HELP TACKLE THE PREVALENCE OF NEEDLES IN CITY PARKS & STREETS; THIS ONE YEAR PILOT BE FUNDED BY CIVIC PROJECT FUND)	
900 - TRANSFER FROM RESERVE (2019 - \$0)	<u>-\$350,000</u>
750.240 <u>PARKS MAINTENANCE</u>	
162 - FACILITY REPAIRS	
<u>GENERAL MAINTENANCE</u> (2019 - \$306,159)	<u>\$258,608</u>
750.245 <u>HAPPY ROLPHS BIRD SANCTUARY</u>	
<u>356 - BUILDING IMPROVEMENTS TCA</u> (2019- \$45,000)	<u>\$0</u>

ESTIMATE 2020 MUNICIPAL WORKS

EXPENDITURE ACCOUNT	2020 BUDGET
310.114 <u>MUNICIPAL WORKS EQUIPMENT RESERVE:</u> (Previously Parks, Recreation & Cultrual Services Equipment Reserve)	
RESERVE BALANCE	859,339
ANNUAL RESERVE PROVISIONS:	
MUNICIPAL WORKS (750.405.069)	250,000
CEMETERY DIVISION (740.100.069)	20,000
EXPENDITURES (2020)	(660,000)
PRIOR YEARS COMMITMENTS	-
CLOSING BALANCE	<u>469,339</u>
EXPENDITURE DETAILS:	
ONE (1) CHEVROLET VENTURE (REPLACE UNIT #403)	30,000
ONE (1) CHEVROLET STAKE DUMP (REPLACE UNIT #418)	50,000
ONE (1) FORD F250 PICKUP (REPLACE UNIT #420)	40,000
ONE (1) WALK BEHIND MOWER (REPLACE UNIT #407)	10,000
ONE (1) KUBOTA RTU 900 (REPLACE UNIT #434)	28,000
ONE (1) KUBOTA G2160 MOWER (REPLACE UNIT #453)	15,000
ONE (1) KUBOTA F2880 (REPLACE UNIT #455)	34,000
ONE (1) JOHN DEERE RIDE ON MOWER (REPLACE UNIT #838 WITH MORE EFFICIENT VENT	75,000
ONE (1) JOHN DEERE GATOR (REPLACE UNIT #818)	28,000
ONE (1) SMITHCO SWEEPER (REPLACE UNIT #433 WITH MORE EFFICIENT BROUWER VAC	50,000
ONE (1) KUBOTA RIDE ON MOWER (REPLACE UNIT #784)	22,000
ONE (1) DODGE 1500 PICKUP (REPLACE UNIT #844)	40,000
THREE (3) KUBOTA RIDE ON MOWER(S) (REPLACE UNITS #824, #825, #828, & #829	
WITH 3 MORE EFFICIEN HUSTLER MOWERS)	96,000
ONE (1) TORO HOVERPRO 550 (NEW)	2,000
THREE (3) V-PLOW AND SALTER FOR UNITS 494, 571, 574 (NEW)	60,000
ONE (1) WEEDINGTECH FOAMSTREAM (NEW)	70,000
ONE (1) LEAF AND DREBRIS LOADER (NEW)	10,000
	<u>660,000</u>

City of St Catharines

Stores

2020 Operating Budget - Expenditures by Object

	2020 Budget	2019 Budget	2018 Actuals	2017 Actuals	2016 Actuals	\$ Change 2019 Budget	% Change 2019 Budget
Object of Expenditure							
Salaries and Wages							
702.400.001 Salaries/Wages-Regular	212,478	209,029	150,028	202,647	201,216	3,449	1.65%
702.400.002 Salaries/Wages-Overtime	16,999	16,999	14,648	13,890	9,043	0	0.00%
702.400.003 Salaries/Wages - Extra	0	0	8,140	0	0	0	0.00%
702.400.006 Sick Pay	0	0	9,690	0	0	0	0.00%
702.400.007 Holiday/Vacation Pay	0	0	22,004	306	0	0	0.00%
702.400.009 Doctor's Appointments	0	0	133	0	0	0	0.00%
Total Salaries and Wages	229,477	226,028	204,643	216,843	210,259	3,449	1.53%
Benefits							
702.400.030 Pensions	30,182	29,702	26,068	28,256	27,867	480	1.62%
702.400.031 Other Benefits	30,173	31,633	22,815	26,484	29,844	-1,460	-4.62%
702.400.032 Workers Compensation	7,699	7,867	6,554	6,651	6,061	-168	-2.14%
702.400.033 Employment Insurance	4,619	4,957	4,250	4,164	4,794	-338	-6.82%
702.400.040 Meal Allowance	0	0	37	204	0	0	0.00%
702.400.041 Safety Shoes	800	700	875	700	700	100	14.29%
Total Benefits	73,473	74,859	60,599	66,459	69,266	-1,386	-1.85%
Equipment Operations							
702.400.054 Repairs-equipment	2,500	4,000	542	1,600	5,581	-1,500	-37.50%
Total Equipment Operations	2,500	4,000	542	1,600	5,581	-1,500	-37.50%
Materials							
702.400.102 Small Tools/Equipment	250	250	0	0	0	0	0.00%
702.400.104 General Supplies	750	750	975	391	601	0	0.00%
702.400.110 Uniform Clothing	750	750	174	391	0	0	0.00%
702.400.113 Damage/Obsolescence	4,000	5,000	6,790	1,839	8,273	-1,000	-20.00%
702.400.114 Freight/EHC Charges	2,200	2,200	1,952	2,028	2,535	0	0.00%
Total Materials	7,950	8,950	9,891	4,649	11,409	-1,000	-11.17%
Building and Maintenance							
702.400.173 Insurance-Tools/Equip	0	0	0	0	89	0	0.00%
Total Building and Maintenance	0	0	0	0	89	0	0.00%
Office and Related Expenses							
702.400.306 Cellular Phone	1,000	1,000	928	258	261	0	0.00%
702.400.307 Printing	1,500	1,500	163	125	1,221	0	0.00%
702.400.308 Photocopying	500	500	59	0	0	0	0.00%
702.400.310 Office Supplies	600	500	1,059	641	229	100	20.00%
702.400.330 Furniture/Equipment NTCA	500	500	220	483	0	0	0.00%
Total Office and Related Expenses	4,100	4,000	2,429	1,507	1,711	100	2.50%

City of St Catharines

Stores

2020 Operating Budget - Expenditures by Object

	2020 Budget	2019 Budget	2018 Actuals	2017 Actuals	2016 Actuals	\$ Change 2019 Budget	% Change 2019 Budget
Properties							
702.400.350 Office Equip't/Furniture	0	0	0	4,407	0	0	0.00%
Total Properties	0	0	0	4,407	0	0	0.00%
Other Service Charges							
702.400.402 Training	600	300	193	504	168	300	100.00%
702.400.454 Disp'l Hazardous Waste	2,500	2,500	1,043	3,511	2,086	0	0.00%
Total Other Service Charges	3,100	2,800	1,236	4,015	2,254	300	10.71%
Total Expenditures	320,600	320,637	279,340	299,480	300,569	-37	-0.01%
Revenue							
702.400.834 Inventory Adjustment	0	0	0	2,073	9,245	0	0.00%
702.400.835 Obsolete Equip't Sales	-2,000	-2,000	-8,584	-1,045	-2,750	0	0.00%
Total Revenue	-2,000	-2,000	-8,584	1,028	6,495	0	0.00%
Total Net Expenditures	318,600	318,637	270,756	300,508	307,064	-37	-0.01%

City of St Catharines
Equipment Maintenance
2020 Operating Budget - Expenditures by Object

	2020	2019	2018	2017	2016	\$ Change	% Change
	Budget	Budget	Actuals	Actuals	Actuals	2019 Budget	2019 Budget
Object of Expenditure							
Salaries and Wages							
702.405.001 Salaries/Wages-Regular	279,272	284,808	219,280	285,930	196,904	-5,536	-1.94%
702.405.002 Salaries/Wages-Overtime	2,500	1,004	2,356	2,902	0	1,496	149.00%
702.405.006 Sick Pay	20,000	17,504	26,179	37,125	19,545	2,496	14.26%
702.405.007 Holiday/Vacation Pay	111,468	100,038	130,249	91,177	98,743	11,430	11.43%
702.405.009 Doctor's Appointments	1,500	1,200	1,536	1,903	1,432	300	25.00%
Total Salaries and Wages	414,740	404,554	379,600	419,037	316,624	10,186	2.52%
Benefits							
702.405.030 Pensions	80,344	58,327	52,555	135,514	131,102	22,017	37.75%
702.405.031 Other Benefits	69,800	53,867	43,534	123,093	104,800	15,933	29.58%
702.405.032 Workers Compensation	18,397	13,947	12,039	31,400	27,573	4,450	31.91%
702.405.033 Employment Insurance	8,944	6,754	5,015	16,091	17,328	2,190	32.43%
702.405.040 Meal Allowance	400	509	222	204	370	-109	-21.41%
702.405.041 Safety Shoes	3,000	2,625	2,450	2,800	2,450	375	14.29%
702.405.044 Tool Allowance	12,500	15,000	12,034	12,240	12,480	-2,500	-16.67%
Total Benefits	193,385	151,029	127,849	321,342	296,103	42,356	28.04%
Equipment Operations							
702.405.050 Rentals	17,500	20,000	15,612	19,935	18,338	-2,500	-12.50%
702.405.053 Service Contracts	5,600	5,050	6,439	1,841	5,210	550	10.89%
702.405.054 Repairs-equipment	1,000	1,000	0	958	149	0	0.00%
702.405.067 Car Allowance/Mileage	0	700	0	540	0	-700	-100.00%
Total Equipment Operations	24,100	26,750	22,051	23,274	23,697	-2,650	-9.91%
Materials							
702.405.102 Small Tools/Equipment	6,000	8,500	6,243	6,007	7,960	-2,500	-29.41%
702.405.104 General Supplies	16,500	13,000	13,250	10,890	11,178	3,500	26.92%
702.405.110 Uniform Clothing	12,500	10,000	12,026	13,195	12,282	2,500	25.00%
Total Materials	35,000	31,500	31,519	30,092	31,420	3,500	11.11%
Building and Maintenance							
702.405.172 Disp'l Hazardous Mat'ls	2,000	2,000	1,718	0	1,035	0	0.00%
702.405.173 Insurance-Tools/Equipt	0	0	0	0	326	0	0.00%
Total Building and Maintenance	2,000	2,000	1,718	0	1,361	0	0.00%
Office and Related Expenses							
702.405.306 Cellular Phones	2,500	2,500	2,323	2,599	1,937	0	0.00%
702.405.307 Printing	0	180	17	20	0	-180	-100.00%
Total Office and Related Expenses	2,500	2,680	2,340	2,619	1,937	-180	-6.72%
Properties							
702.405.350 Office Equipt/Furniture	500	0	0	0	158	500	0.00%

City of St Catharines
Equipment Maintenance
2020 Operating Budget - Expenditures by Object

	2020 Budget	2019 Budget	2018 Actuals	2017 Actuals	2016 Actuals	\$ Change 2019 Budget	% Change 2019 Budget
702.405.354 Other Equipment	0	0	0	6,606	0	0	0.00%
Total Properties	500	0	0	6,606	158	500	0.00%
Other Service Charges							
702.405.401 Conferences/Conventions	600	600	959	463	10	0	0.00%
702.405.402 Technical Training	15,000	15,000	19,127	13,856	18,794	0	0.00%
702.405.405 Subscriptions/Memb'ships	4,000	4,675	3,877	3,368	2,738	-675	-14.44%
702.405.440 Audit Fees-MTO	4,500	2,500	0	2,442	0	2,000	80.00%
Total Other Service Charges	24,100	22,775	23,963	20,129	21,542	1,325	5.82%
Total Expenditures	696,325	641,288	589,040	823,099	692,842	55,037	8.58%
Revenue							
702.405.834 Miscellaneous Recoverable	-500	-500	-560	-728	-546	0	0.00%
Total Revenue	-500	-500	-560	-728	-546	0	0.00%
Total Net Expenditures	695,825	640,788	588,480	822,371	692,296	55,037	8.59%

City of St Catharines
Lake St Service Centre
2020 Operating Budget - Expenditures by Object

	2020 Budget	2019 Budget	2018 Actuals	2017 Actuals	2016 Actuals	\$ Change 2019 Budget	% Change 2019 Budget
Object of Expenditure							
Salaries and Wages							
702.430.001 Salaries/Wages-Regular	137,443	106,835	70,788	132,388	124,664	30,608	28.65%
702.430.002 Salaries/Wages-Overtime	5,002	5,002	7,303	6,064	3,910	0	0.00%
702.430.003 Salaries/Wages-extra	31,202	30,343	29,070	0	695	859	2.83%
Total Salaries and Wages	173,647	142,180	107,161	138,452	129,269	31,467	22.13%
Benefits							
702.430.030 Pensions	21,614	18,520	13,940	153	0	3,094	16.71%
702.430.031 Other Benefits	24,595	24,945	13,348	171	0	-350	-1.40%
702.430.032 Workers Compensation	5,826	4,819	3,384	34	0	1,007	20.90%
702.430.033 Employment Insurance	3,921	3,965	2,069	22	0	-44	-1.11%
Total Benefits	55,956	52,249	32,741	380	0	3,707	7.09%
Equipment Operations							
702.430.050 Rentals	500	500	76	447	675	0	0.00%
702.430.053 Service Contracts	55,000	53,575	7,538	15,461	14,548	1,425	2.66%
702.430.054 Repairs-equipment	2,000	2,400	1,265	907	3,053	-400	-16.67%
Total Equipment Operations	57,500	56,475	8,879	16,815	18,276	1,025	1.81%
Materials							
702.430.102 Small Tools/Equipment	3,000	3,200	60	282	232	-200	-6.25%
702.430.104 General Supplies	25,000	25,000	19,732	16,830	21,739	0	0.00%
Total Materials	28,000	28,200	19,792	17,112	21,971	-200	-0.71%
Building and Maintenance							
702.430.152 Gen Bldg Mtncce Supplies	1,000	0	247	128	210	1,000	0.00%
702.430.162 Repairs	120,562	114,068	117,064	71,278	89,247	6,494	5.69%
702.430.163 Heat,Light,Power,Water	221,110	218,200	196,102	208,914	211,555	2,910	1.33%
702.430.173 Insurance-Bldg/Contents	16,544	16,172	16,117	15,992	14,662	372	2.30%
702.430.180 Improvements-Non TCA	0	2,000	0	0	0	-2,000	-100.00%
Total Building and Maintenance	359,216	350,440	329,530	296,312	315,674	8,776	2.50%
Contracts							
702.430.206 Contract-Waste Coll'n	15,000	11,000	11,221	9,342	7,762	4,000	36.36%
702.430.235 Contracts - Pest Control	600	600	246	603	590	0	0.00%
Total Contracts	15,600	11,600	11,467	9,945	8,352	4,000	34.48%
Properties							
702.430.354 Other Equipment	0	0	0	4,385	0	0	0.00%
Total Properties	0	0	0	4,385	0	0	0.00%

City of St Catharines
Lake St Service Centre
2020 Operating Budget - Expenditures by Object

	2020 Budget	2019 Budget	2018 Actuals	2017 Actuals	2016 Actuals	\$ Change 2019 Budget	% Change 2019 Budget
Other Service Charges							
702.430.417 Study/Consulting Fees	0	0	-5,000	0	0	0	0.00%
Total Other Service Charges	0	0	-5,000	0	0	0	0.00%
Total Expenditures	689,919	641,144	504,570	483,401	493,542	48,775	7.61%
Revenue							
702.430.950 Allocation-Waterworks	-50,000	-50,000	-50,000	-50,000	-50,000	0	0.00%
Total Revenue	-50,000	-50,000	-50,000	-50,000	-50,000	0	0.00%
Total Net Expenditures	639,919	591,144	454,570	433,401	443,542	48,775	8.25%

City of St Catharines
Sidewalk Maintenance
2020 Operating Budget - Expenditures by Object

	2020 Budget	2019 Budget	2018 Actuals	2017 Actuals	2016 Actuals	\$ Change 2019 Budget	% Change 2019 Budget
Object of Expenditure							
Salaries and Wages							
720.100.001 Salaries/Wages-Regular	148,220	146,560	90,045	114,108	169,438	1,660	1.13%
720.100.002 Salaries/Wages-Overtime	2,413	2,350	163	182	1,861	63	2.68%
720.100.003 Salaries/Wages-extra	0	0	65,483	0	0	0	0.00%
720.100.008 Modified Work Program	0	0	0	785	1,031	0	0.00%
Total Salaries and Wages	150,633	148,910	155,691	115,075	172,330	1,723	1.16%
Benefits							
720.100.030 Pensions	17,735	17,075	15,514	0	0	660	3.87%
720.100.031 Other Benefits	22,045	23,766	12,604	0	0	-1,721	-7.24%
720.100.032 Workers Compensation	4,314	4,599	3,740	0	0	-285	-6.20%
720.100.033 Employment Insurance	2,669	2,879	2,584	0	0	-210	-7.29%
Total Benefits	46,763	48,319	34,442	0	0	-1,556	-3.22%
Equipment Operations							
720.100.050 Rentals	51,780	50,450	59,352	30,357	40,562	1,330	2.64%
Total Equipment Operations	51,780	50,450	59,352	30,357	40,562	1,330	2.64%
Materials							
720.100.101 Construction-General	27,950	27,950	26,937	18,224	37,107	0	0.00%
720.100.102 Small Tools/Equipment	3,000	3,000	2,833	2,372	1,640	0	0.00%
Total Materials	30,950	30,950	29,770	20,596	38,747	0	0.00%
Building and Maintenance							
720.100.161 Graffiti Removal	0	0	544	0	0	0	0.00%
Total Building and Maintenance	0	0	544	0	0	0	0.00%
Contracts							
720.100.200 Contract-sidewalk reprs	161,250	161,250	137,286	160,488	121,579	0	0.00%
720.100.219 Sidewalk Clearing-seniors	0	0	-67	4,163	0	0	0.00%
Total Contracts	161,250	161,250	137,219	164,651	121,579	0	0.00%
Total Expenditures	441,376	439,879	417,018	330,679	373,218	1,497	0.34%
Revenue							
720.100.822 Sidewalk Reprs-Recovery	-6,000	-6,000	-4,589	-4,676	-5,545	0	0.00%
720.100.823 Reinstatements	-6,000	-6,000	-6,088	-3,386	0	0	0.00%
Total Revenue	-12,000	-12,000	-10,677	-8,062	-5,545	0	0.00%
Total Net Expenditures	429,376	427,879	406,341	322,617	367,673	1,497	0.35%

City of St Catharines
Roadways General
2020 Operating Budget - Expenditures by Object

	2020 Budget	2019 Budget	2018 Actuals	2017 Actuals	2016 Actuals	\$ Change 2019 Budget	% Change 2019 Budget
Object of Expenditure							
Salaries and Wages							
721.100.001 Salaries/Wages-Regular	752,940	738,150	544,217	664,920	682,601	14,790	2.00%
721.100.002 Salaries/Wages-Overtime	30,659	30,061	40,871	27,553	36,143	598	1.99%
721.100.003 Salaries/Wages-Extra	0	0	174,824	0	593	0	0.00%
721.100.008 Modified Work Program	0	0	0	6,886	3,446	0	0.00%
Total Salaries and Wages	783,599	768,211	759,912	699,359	722,783	15,388	2.00%
Benefits							
721.100.030 Pensions	93,640	87,025	65,383	16	0	6,615	7.60%
721.100.031 Other Benefits	104,510	105,673	66,439	13,744	0	-1,163	-1.10%
721.100.032 Workers Compensation	22,497	23,249	17,671	5	0	-752	-3.23%
721.100.033 Employment Insurance	13,934	14,882	10,834	3	0	-948	-6.37%
Total Benefits	234,581	230,829	160,327	13,768	0	3,752	1.63%
Equipment Operations							
721.100.050 Rentals	195,980	195,980	202,149	198,493	207,282	0	0.00%
Total Equipment Operations	195,980	195,980	202,149	198,493	207,282	0	0.00%
Materials							
721.100.101 Construction-General	84,360	74,740	82,192	82,114	95,282	9,620	12.87%
721.100.102 Small Tools/Equipment	5,000	5,000	4,744	3,305	1,490	0	0.00%
Total Materials	89,360	79,740	86,936	85,419	96,772	9,620	12.06%
Building and Maintenance							
721.100.161 Graffiti Removal	0	0	0	-580	153	0	0.00%
721.100.163 Heat,light,power,water	1,200	1,500	792	0	0	-300	-20.00%
721.100.173 Insurance - bridges	10,049	10,117	9,936	9,919	7,292	-68	-0.67%
Total Building and Maintenance	11,249	11,617	10,728	9,339	7,445	-368	-3.17%
Contracts							
721.100.200 Contracts-general	112,560	112,560	104,417	141,115	93,149	0	0.00%
Total Contracts	112,560	112,560	104,417	141,115	93,149	0	0.00%
Properties							
721.100.350 Street Furniture	1,000	1,000	139	1,054	103	0	0.00%
Total Properties	1,000	1,000	139	1,054	103	0	0.00%
Total Expenditures	1,428,329	1,399,937	1,324,608	1,148,547	1,127,534	28,392	2.03%

City of St Catharines
Roadways General
2020 Operating Budget - Expenditures by Object

	2020 Budget	2019 Budget	2018 Actuals	2017 Actuals	2016 Actuals	\$ Change 2019 Budget	% Change 2019 Budget
Revenue							
721.100.824 Curb Cuts/Reinstatements	-20,000	-20,000	-14,305	-17,699	-9,012	0	0.00%
721.100.834 Recoverables-carts/cafes	-1,000	-4,000	0	-6,158	-11,960	3,000	-75.00%
Total Revenue	-21,000	-24,000	-14,305	-23,857	-20,972	3,000	-12.50%
Total Net Expenditures	1,407,329	1,375,937	1,310,303	1,124,690	1,106,562	31,392	2.28%

City of St Catharines
Winter Control
2020 Operating Budget - Expenditures by Object

	2020 Budget	2019 Budget	2018 Actuals	2017 Actuals	2016 Actuals	\$ Change 2019 Budget	% Change 2019 Budget
Object of Expenditure							
Salaries and Wages							
723.100.001 Salaries/Wages-Regular	487,460	477,910	362,007	372,618	388,608	9,550	2.00%
723.100.002 Salaries/Wages-Overtime	260,468	255,372	303,296	263,393	219,090	5,096	2.00%
723.100.003 Salaries/Wages - Extra	10,000	10,000	109,962	331	1,348	0	0.00%
723.100.008 Modified Work Program	0	0	125	3,732	1,566	0	0.00%
Total Salaries and Wages	757,928	743,282	775,390	640,074	610,612	14,646	1.97%
Benefits							
723.100.030 Pensions	75,354	73,993	66,431	8,060	0	1,361	1.84%
723.100.031 Other Benefits	91,832	90,705	65,731	6,504	0	1,127	1.24%
723.100.032 Workers Compensation	22,144	22,426	18,134	2,664	0	-282	-1.26%
723.100.033 Employment Insurance	13,968	14,589	11,104	1,757	0	-621	-4.26%
Total Benefits	203,298	201,713	161,400	18,985	0	1,585	0.79%
Equipment Operations							
723.100.050 Rentals	387,835	340,960	630,620	546,360	523,054	46,875	13.75%
Total Equipment Operations	387,835	340,960	630,620	546,360	523,054	46,875	13.75%
Materials							
723.100.101 Construction-General	501,390	501,390	427,727	516,386	514,499	0	0.00%
723.100.102 Small Tools/Equipment	6,000	8,000	4,981	6,965	2,293	-2,000	-25.00%
Total Materials	507,390	509,390	432,708	523,351	516,792	-2,000	-0.39%
Contracts							
723.100.200 Contracts-various	326,396	364,856	286,837	185,092	228,621	-38,460	-10.54%
723.100.218 Sidewalk clear'g cancel	0	0	83	0	1,230	0	0.00%
723.100.219 Sidewalk Clearing-seniors	75,000	85,000	52,283	36,949	59,583	-10,000	-11.76%
Total Contracts	401,396	449,856	339,203	222,041	289,434	-48,460	-10.77%
Other Service Charges							
723.100.448 Transfer to Reserve	0	0	0	150,000	150,000	0	0.00%
Total Other Service Charges	0	0	0	150,000	150,000	0	0.00%
Total Expenditures	2,257,847	2,245,201	2,339,321	2,100,811	2,089,892	12,646	0.56%
Revenue							
723.100.803 Region-winter control	-302,220	-288,360	-311,047	-318,316	-287,868	-13,860	4.81%
723.100.834 Sidewalk Clear'g Recover	-10,000	-10,000	-11,305	0	-4,160	0	0.00%
Total Revenue	-312,220	-298,360	-322,352	-318,316	-292,028	-13,860	4.65%
Total Net Expenditures	1,945,627	1,946,841	2,016,969	1,782,495	1,797,864	-1,214	-0.06%

City of St Catharines
Street Cleaning
2020 Operating Budget - Expenditures by Object

	2020 Budget	2019 Budget	2018 Actuals	2017 Actuals	2016 Actuals	\$ Change 2019 Budget	% Change 2019 Budget
Object of Expenditure							
Salaries and Wages							
724.100.001 Salaries/Wages-Regular	200,930	196,980	120,535	161,718	181,897	3,950	2.01%
724.100.002 Salaries/Wages-Overtime	640	640	711	2,491	3,420	0	0.00%
724.100.003 Salary/Wages - extra	0	0	41,488	0	0	0	0.00%
Total Salaries and Wages	201,570	197,620	162,734	164,209	185,317	3,950	2.00%
Benefits							
724.100.030 Pensions	23,546	23,637	17,026	71	0	-91	-0.38%
724.100.031 Other Benefits	30,812	31,809	20,644	66	0	-997	-3.13%
724.100.032 Workers Compensation	5,766	6,102	4,883	23	0	-336	-5.51%
724.100.033 Employment Insurance	3,563	3,816	3,041	15	0	-253	-6.63%
Total Benefits	63,687	65,364	45,594	175	0	-1,677	-2.57%
Equipment Operations							
724.100.050 Rentals	77,870	77,870	61,728	62,383	80,701	0	0.00%
Total Equipment Operations	77,870	77,870	61,728	62,383	80,701	0	0.00%
Materials							
724.100.101 Construction-General	2,750	2,750	2,486	2,692	4,155	0	0.00%
Total Materials	2,750	2,750	2,486	2,692	4,155	0	0.00%
Contracts							
724.100.200 Contract-sweep'g/leaves	89,306	89,306	115,137	87,419	105,129	0	0.00%
Total Contracts	89,306	89,306	115,137	87,419	105,129	0	0.00%
Total Expenditures	435,183	432,910	387,679	316,878	375,302	2,273	0.53%
Total Net Expenditures	435,183	432,910	387,679	316,878	375,302	2,273	0.53%

City of St Catharines
Drainage General
2020 Operating Budget - Expenditures by Object

	2020 Budget	2019 Budget	2018 Actuals	2017 Actuals	2016 Actuals	\$ Change 2019 Budget	% Change 2019 Budget
Object of Expenditure							
Salaries and Wages							
725.100.001 Salaries/Wages-Regular	71,700	70,310	31,143	85,426	43,432	1,390	1.98%
725.100.002 Salaries/Wages-Overtime	0	0	469	488	157	0	0.00%
725.100.003 Salaries/Wages - Extra	0	0	20,751	0	0	0	0.00%
725.100.008 Modified Work Program	0	0	0	702	0	0	0.00%
Total Salaries and Wages	71,700	70,310	52,363	86,616	43,589	1,390	1.98%
Benefits							
725.100.030 Pensions	7,083	9,151	5,022	0	0	-2,068	-22.60%
725.100.031 Other Benefits	9,053	11,342	5,218	0	0	-2,289	-20.18%
725.100.032 Workers Compensation	2,050	2,171	1,518	0	0	-121	-5.57%
725.100.033 Employment Insurance	1,267	1,357	910	0	0	-90	-6.63%
Total Benefits	19,453	24,021	12,668	0	0	-4,568	-19.02%
Equipment Operations							
725.100.050 Rentals	36,290	36,290	19,816	34,351	19,248	0	0.00%
Total Equipment Operations	36,290	36,290	19,816	34,351	19,248	0	0.00%
Materials							
725.100.101 Construction-General	25,240	25,240	13,357	10,938	7,029	0	0.00%
725.100.102 Small Tools/Equipment	500	500	138	33	215	0	0.00%
Total Materials	25,740	25,740	13,495	10,971	7,244	0	0.00%
Contracts							
725.100.200 Contracts-general	185,270	106,270	35,345	34,046	30,307	79,000	74.34%
Total Contracts	185,270	106,270	35,345	34,046	30,307	79,000	74.34%
Total Expenditures	338,453	262,631	133,687	165,984	100,388	75,822	28.87%
Total Net Expenditures	338,453	262,631	133,687	165,984	100,388	75,822	28.87%

City of St Catharines
Driveway and Culverts
2020 Operating Budget - Expenditures by Object

	2020 Budget	2019 Budget	2018 Actuals	2017 Actuals	2016 Actuals	\$ Change 2019 Budget	% Change 2019 Budget
Object of Expenditure							
Salaries and Wages							
725.105.001 Salaries/Wages-Regular	3,330	3,260	5,171	7,477	6,009	70	2.15%
725.105.003 Wages/Salaries-Extra	0	0	2,335	0	0	0	0.00%
Total Salaries and Wages	3,330	3,260	7,506	7,477	6,009	70	2.15%
Benefits							
725.105.030 Pensions	797	424	797	0	0	373	87.97%
725.105.031 Other Benefits	742	526	928	0	0	216	41.06%
725.105.032 Workers Compensation	95	101	241	0	0	-6	-5.94%
725.105.033 Employment Insurance	59	63	144	0	0	-4	-6.35%
Total Benefits	1,693	1,114	2,110	0	0	579	51.97%
Equipment Operations							
725.105.050 Rentals	3,090	2,300	5,522	6,179	3,796	790	34.35%
Total Equipment Operations	3,090	2,300	5,522	6,179	3,796	790	34.35%
Materials							
725.105.101 Construction-General	4,000	4,000	4,039	7,056	1,906	0	0.00%
Total Materials	4,000	4,000	4,039	7,056	1,906	0	0.00%
Total Expenditures							
	12,113	10,674	19,177	20,712	11,711	1,439	13.48%
Revenue							
725.105.825 Installations	-11,564	-10,674	-26,816	-19,885	-11,921	-890	8.34%
Total Revenue	-11,564	-10,674	-26,816	-19,885	-11,921	-890	8.34%
Total Net Expenditures							
	549	0	-7,639	827	-210	549	0.00%

City of St Catharines
Watercourse Cleaning
2020 Operating Budget - Expenditures by Object

	2020 Budget	2019 Budget	2018 Actuals	2017 Actuals	2016 Actuals	\$ Change 2019 Budget	% Change 2019 Budget
Object of Expenditure							
Salaries and Wages							
725.110.001 Salaries/Wages-Regular	37,130	36,410	11,482	30,451	45,713	720	1.98%
725.110.002 Salaries/Wages-Overtime	1,591	1,560	244	1,437	255	31	1.99%
725.110.003 Salaries/Wages-Extra Svce	0	0	17,608	339	88	0	0.00%
Total Salaries and Wages	38,721	37,970	29,334	32,227	46,056	751	1.98%
Benefits							
725.110.030 Pensions	3,630	4,739	2,307	0	0	-1,109	-23.40%
725.110.031 Other Benefits	4,327	5,956	1,914	0	0	-1,629	-27.35%
725.110.032 Workers Compensation	1,112	1,174	831	0	0	-62	-5.28%
725.110.033 Employment Insurance	689	736	559	0	0	-47	-6.39%
Total Benefits	9,758	12,605	5,611	0	0	-2,847	-22.59%
Equipment Operations							
725.110.050 Rentals	11,470	11,470	6,565	9,140	19,611	0	0.00%
Total Equipment Operations	11,470	11,470	6,565	9,140	19,611	0	0.00%
Materials							
725.110.101 Construction-General	2,000	2,000	1,497	3,390	610	0	0.00%
725.110.102 Small Tools/Equipment	500	500	71	0	207	0	0.00%
Total Materials	2,500	2,500	1,568	3,390	817	0	0.00%
Contracts							
725.110.200 Contracts-Other	29,100	54,100	14,735	53,624	586	-25,000	-46.21%
Total Contracts	29,100	54,100	14,735	53,624	586	-25,000	-46.21%
Total Expenditures	91,549	118,645	57,813	98,381	67,070	-27,096	-22.84%
Total Net Expenditures	91,549	118,645	57,813	98,381	67,070	-27,096	-22.84%

City of St Catharines
Safety Signals
2020 Operating Budget - Expenditures by Object

	2020 Budget	2019 Budget	2018 Actuals	2017 Actuals	2016 Actuals	\$ Change 2019 Budget	% Change 2019 Budget
Object of Expenditure							
Salaries and Wages							
726.100.001 Salaries/Wages-Regular	96,960	95,050	98,622	106,079	99,708	1,910	2.01%
726.100.002 Salaries/Wages-Overtime	2,543	2,491	1,348	702	455	52	2.09%
726.100.003 Salaries/Wages-Ext Svce	0	0	3,929	0	0	0	0.00%
726.100.008 Modified Work Program	0	0	0	0	115	0	0.00%
Total Salaries and Wages	99,503	97,541	103,899	106,781	100,278	1,962	2.01%
Benefits							
726.100.030 Pensions	12,524	12,371	10,715	0	0	153	1.24%
726.100.031 Other Benefits	16,366	15,465	13,453	63	0	901	5.83%
726.100.032 Workers Compensation	2,853	3,014	2,670	0	0	-161	-5.34%
726.100.033 Employment Insurance	1,765	1,888	1,580	0	0	-123	-6.51%
Total Benefits	33,508	32,738	28,418	63	0	770	2.35%
Equipment Operations							
726.100.050 Rentals	22,880	22,880	19,640	19,511	18,486	0	0.00%
Total Equipment Operations	22,880	22,880	19,640	19,511	18,486	0	0.00%
Materials							
726.100.101 Construction-General	70,450	70,450	65,557	53,454	61,523	0	0.00%
Total Materials	70,450	70,450	65,557	53,454	61,523	0	0.00%
Building and Maintenance							
726.100.173 Insurance-Tools/Equipmt	0	0	0	0	68	0	0.00%
Total Building and Maintenance	0	0	0	0	68	0	0.00%
Contracts							
726.100.200 Contct-Regulatory Marking	50,000	47,000	48,249	42,290	47,290	3,000	6.38%
Total Contracts	50,000	47,000	48,249	42,290	47,290	3,000	6.38%
Total Expenditures	276,341	270,609	265,763	222,099	227,645	5,732	2.12%
Revenue							
726.100.834 Miscellaneous Recoverable	0	0	0	-500	0	0	0.00%
Total Revenue	0	0	0	-500	0	0	0.00%
Total Net Expenditures	276,341	270,609	265,763	221,599	227,645	5,732	2.12%

City of St Catharines
Street and Sundry Signs
2020 Operating Budget - Expenditures by Object

	2020 Budget	2019 Budget	2018 Actuals	2017 Actuals	2016 Actuals	\$ Change 2019 Budget	% Change 2019 Budget
Object of Expenditure							
Salaries and Wages							
726.110.001 Salaries/Wages-Regular	18,780	18,410	7,188	6,112	4,784	370	2.01%
726.110.002 Salaries/Wages-Overtime	868	858	288	406	938	10	1.17%
726.110.003 Salaries/Wages - Extra	0	0	750	0	0	0	0.00%
Total Salaries and Wages	19,648	19,268	8,226	6,518	5,722	380	1.97%
Benefits							
726.110.030 Pensions	2,068	2,396	977	0	0	-328	-13.69%
726.110.031 Other Benefits	3,103	3,016	1,275	0	0	87	2.88%
726.110.032 Workers Compensation	564	596	262	0	0	-32	-5.37%
726.110.033 Employment Insurance	350	373	186	0	0	-23	-6.17%
Total Benefits	6,085	6,381	2,700	0	0	-296	-4.64%
Equipment Operations							
726.110.050 Rentals	2,330	2,860	1,481	1,361	1,007	-530	-18.53%
Total Equipment Operations	2,330	2,860	1,481	1,361	1,007	-530	-18.53%
Materials							
726.110.101 Construction-General	9,950	11,450	5,085	-2,814	11,375	-1,500	-13.10%
726.110.104 General Supplies	0	0	0	0	47	0	0.00%
Total Materials	9,950	11,450	5,085	-2,814	11,422	-1,500	-13.10%
Contracts							
726.110.200 Cont't-Parking Stall Mark	8,600	7,600	6,792	3,782	7,882	1,000	13.16%
Total Contracts	8,600	7,600	6,792	3,782	7,882	1,000	13.16%
Total Expenditures	46,613	47,559	24,284	8,847	26,033	-946	-1.99%
Revenue							
726.110.800 Miscellaneous	0	0	0	0	-120	0	0.00%
Total Revenue	0	0	0	0	-120	0	0.00%
Total Net Expenditures	46,613	47,559	24,284	8,847	25,913	-946	-1.99%

City of St Catharines
Services Rendered
2020 Operating Budget - Expenditures by Object

	2020 Budget	2019 Budget	2018 Actuals	2017 Actuals	2016 Actuals	\$ Change 2019 Budget	% Change 2019 Budget
Object of Expenditure							
Salaries and Wages							
727.100.001 Salaries/Wages-Regular	5,310	5,200	2,014	3,320	1,763	110	2.12%
727.100.002 Salaries/Wages-Overtime	1,030	1,009	954	2,004	461	21	2.08%
727.100.003 Salaries/Wages-Ext Svce	0	0	228	0	0	0	0.00%
Total Salaries and Wages	6,340	6,209	3,196	5,324	2,224	131	2.11%
Benefits							
727.100.030 Pensions	686	677	402	0	0	9	1.33%
727.100.031 Other Benefits	848	893	419	0	0	-45	-5.04%
727.100.032 Workers Compensation	185	193	109	0	0	-8	-4.15%
727.100.033 Employment Insurance	115	121	61	0	0	-6	-4.96%
Total Benefits	1,834	1,884	991	0	0	-50	-2.65%
Equipment Operations							
727.100.050 Rentals	2,450	2,450	1,578	1,958	589	0	0.00%
Total Equipment Operations	2,450	2,450	1,578	1,958	589	0	0.00%
Materials							
727.100.101 Construction-General	1,500	1,500	2,173	420	291	0	0.00%
Total Materials	1,500	1,500	2,173	420	291	0	0.00%
Contracts							
727.100.200 Contract-Repair Priv Lat	0	0	204	1,364	648	0	0.00%
Total Contracts	0	0	204	1,364	648	0	0.00%
Total Expenditures	12,124	12,043	8,142	9,066	3,752	81	0.67%
Revenue							
727.100.834 Misc. Recov. Work	-12,224	-12,043	-10,364	-10,084	-5,545	-181	1.50%
Total Revenue	-12,224	-12,043	-10,364	-10,084	-5,545	-181	1.50%
Total Net Expenditures	-100	0	-2,222	-1,018	-1,793	-100	0.00%

City of St Catharines
Miscellaneous Recoverable
2020 Operating Budget - Expenditures by Object

	2020 Budget	2019 Budget	2018 Actuals	2017 Actuals	2016 Actuals	\$ Change 2019 Budget	% Change 2019 Budget
Object of Expenditure							
Salaries and Wages							
727.105.001 Salaries/Wages-Regular	6,470	6,340	5,639	5,904	7,870	130	2.05%
727.105.002 Salaries/Wages-Overtime	972	952	3,236	2,133	2,421	20	2.10%
727.105.003 Salaries/Wages-Extra	0	0	1,872	0	0	0	0.00%
Total Salaries and Wages	7,442	7,292	10,747	8,037	10,291	150	2.06%
Benefits							
727.105.030 Pensions	1,153	826	1,153	0	0	327	39.59%
727.105.031 Other Benefits	1,735	1,073	1,157	0	0	662	61.70%
727.105.032 Workers Compensation	216	226	344	0	0	-10	-4.42%
727.105.033 Employment Insurance	134	142	225	0	0	-8	-5.63%
Total Benefits	3,238	2,267	2,879	0	0	971	42.83%
Equipment Operations							
727.105.050 Rentals	3,300	2,480	5,364	2,864	5,440	820	33.06%
Total Equipment Operations	3,300	2,480	5,364	2,864	5,440	820	33.06%
Materials							
727.105.101 Construction General	3,750	3,750	3,246	1,277	5,515	0	0.00%
Total Materials	3,750	3,750	3,246	1,277	5,515	0	0.00%
Contracts							
727.105.200 Contracts-general	4,000	0	9,721	11,134	7,176	4,000	0.00%
Total Contracts	4,000	0	9,721	11,134	7,176	4,000	0.00%
Total Expenditures	21,730	15,789	31,957	23,312	28,422	5,941	37.63%
Revenue							
727.105.800 Miscellaneous Revenue	-20,817	-15,789	-34,856	-15,188	-27,136	-5,028	31.84%
727.105.834 Recoverables	0	0	0	-3,717	-2,599	0	0.00%
Total Revenue	-20,817	-15,789	-34,856	-18,905	-29,735	-5,028	31.84%
Total Net Expenditures	913	0	-2,899	4,407	-1,313	913	0.00%

City of St Catharines
Meeting and Training
2020 Operating Budget - Expenditures by Object

	2020	2019	2018	2017	2016	\$ Change	% Change
Object of Expenditure	Budget	Budget	Actuals	Actuals	Actuals	2019 Budget	2019 Budget
Salaries and Wages							
727.110.001 Salaries/Wages-Regular	197,950	194,070	136,972	201,555	160,641	3,880	2.00%
727.110.002 Salaries/Wages-Overtime	4,779	4,680	6,512	8,116	6,190	99	2.12%
727.110.003 Salaries/Wages Extra	0	0	15,302	384	2,756	0	0.00%
727.110.008 Modified Work Program	0	0	0	3,521	2,813	0	0.00%
Total Salaries and Wages	202,729	198,750	158,786	213,576	172,400	3,979	2.00%
Benefits							
727.110.030 Pensions	22,434	25,318	16,963	0	0	-2,884	-11.39%
727.110.031 Other Benefits	24,835	31,555	18,376	0	0	-6,720	-21.30%
727.110.032 Workers Compensation	5,812	6,141	4,312	0	0	-329	-5.36%
727.110.033 Employment Insurance	3,596	3,845	2,330	0	0	-249	-6.48%
Total Benefits	56,677	66,859	41,981	0	0	-10,182	-15.23%
Equipment Operations							
727.110.050 Rentals	3,650	3,650	2,219	1,619	2,884	0	0.00%
727.110.061 License fees-MTO	400	400	210	240	855	0	0.00%
Total Equipment Operations	4,050	4,050	2,429	1,859	3,739	0	0.00%
Materials							
727.110.100 Materials	2,340	2,340	492	4,101	2,241	0	0.00%
Total Materials	2,340	2,340	492	4,101	2,241	0	0.00%
Contracts							
727.110.200 Contract - Training	2,000	2,000	1,430	1,312	215	0	0.00%
Total Contracts	2,000	2,000	1,430	1,312	215	0	0.00%
Office and Related Expenses							
727.110.307 Printing	1,500	1,500	1,526	0	1,626	0	0.00%
Total Office and Related Expenses	1,500	1,500	1,526	0	1,626	0	0.00%
Other Service Charges							
727.110.450 Miscellaneous	0	0	15	213	55	0	0.00%
Total Other Service Charges	0	0	15	213	55	0	0.00%
Total Expenditures	269,296	275,499	206,659	221,061	180,276	-6,203	-2.25%
Revenue							
727.110.800 Miscellaneous Revenue	0	0	0	61	0	0	0.00%
Total Revenue	0	0	0	61	0	0	0.00%
Total Net Expenditures	269,296	275,499	206,659	221,122	180,276	-6,203	-2.25%

City of St Catharines
Cemetery
2020 Operating Budget - Expenditures by Object

	2020	2019	2018	2017	2016	\$ Change	% Change
	Budget	Budget	Actuals	Actuals	Actuals	2019 Budget	2019 Budget
Object of Expenditure							
Salaries and Wages							
740.100.001 Salaries/Wages-Regular	694,360	690,374	590,860	586,265	568,674	3,986	0.58%
740.100.002 Salaries/Wages-Overtime	25,012	25,012	39,348	30,513	23,489	0	0.00%
740.100.003 Salaries/Wages-Ext Svce	283,352	213,838	265,137	221,506	228,391	69,514	32.51%
740.100.006 Sick Pay	0	25,002	28,012	14,823	41,940	-25,002	-100.00%
740.100.007 Holiday/Vacation Pay	74,504	92,232	109,118	96,272	89,677	-17,728	-19.22%
740.100.009 Doctor's Appointments	2,500	2,500	1,952	2,384	2,423	0	0.00%
Total Salaries and Wages	1,079,728	1,048,958	1,034,427	951,763	954,594	30,770	2.93%
Benefits							
740.100.030 Pensions	140,315	127,175	114,519	110,740	117,895	13,140	10.33%
740.100.031 Other Benefits	155,968	139,434	122,399	117,104	104,861	16,534	11.86%
740.100.032 Workers Compensation	36,052	35,093	32,746	27,733	27,765	959	2.73%
740.100.033 Employment Insurance	21,590	21,556	19,335	17,301	21,375	34	0.16%
740.100.040 Meal Allowance	0	0	56	9	0	0	0.00%
740.100.041 Safety Shoes	2,675	2,625	2,450	2,275	2,625	50	1.90%
Total Benefits	356,600	325,883	291,505	275,162	274,521	30,717	9.43%
Equipment Operations							
740.100.050 Rentals	225,000	225,000	233,958	225,834	216,569	0	0.00%
740.100.053 Service Contracts	18,100	18,064	10,560	11,830	8,400	36	0.20%
740.100.054 Repairs-equipment	1,544	1,000	179	293	854	544	54.40%
740.100.064 Insurance-Motor Vehicles	2,775	0	2,774	0	0	2,775	0.00%
740.100.066 Fuel-Gasoline,Diesel	33,000	33,000	31,642	25,827	24,081	0	0.00%
740.100.067 Car Allowance/Mileage	100	200	15	220	133	-100	-50.00%
740.100.068 Equipm't Operat'n Surplus	-128,000	-143,319	-111,308	-131,695	-134,466	15,319	-10.69%
740.100.069 Equip't Reserve Prov'n	20,000	17,500	15,000	15,000	12,500	2,500	14.29%
Total Equipment Operations	172,519	151,445	182,820	147,309	128,071	21,074	13.92%
Materials							
740.100.101 Construction-General	8,000	8,000	10,325	5,860	19,643	0	0.00%
740.100.102 Small Tools/Equipment	3,471	3,000	5,401	1,802	4,024	471	15.70%
740.100.104 General Supplies	25,000	25,000	24,278	22,606	20,286	0	0.00%
740.100.109 Safety/Protective Equipt	5,500	5,500	4,223	6,609	5,019	0	0.00%
740.100.110 Uniform Clothing	2,000	2,000	2,279	2,302	1,136	0	0.00%
740.100.112 Resale Items	50,000	50,000	54,381	48,999	47,464	0	0.00%
Total Materials	93,971	93,500	100,887	88,178	97,572	471	0.50%
Building and Maintenance							
740.100.150 Cleaning Services	14,500	14,500	15,968	14,280	14,280	0	0.00%
740.100.152 Gen Bldg Mtncce Supplies	2,000	2,000	3,655	2,225	1,240	0	0.00%
740.100.162 Repairs	24,784	21,348	13,367	17,166	7,366	3,436	16.10%
740.100.163 Heat,Light,Power,Water	42,000	47,000	38,902	38,849	41,034	-5,000	-10.64%

City of St Catharines
Cemetery
2020 Operating Budget - Expenditures by Object

	2020	2019	2018	2017	2016	\$ Change	% Change
	Budget	Budget	Actuals	Actuals	Actuals	2019 Budget	2019 Budget
740.100.165 Monument Restoration	4,000	4,000	3,903	4,547	2,562	0	0.00%
740.100.173 Insurance-Bldg/Contents	4,478	4,335	4,362	4,328	5,033	143	3.30%
740.100.180 Improvements-Non TCA	0	5,000	0	-1,734	-29,694	-5,000	-100.00%
Total Building and Maintenance	91,762	98,183	80,157	79,661	41,821	-6,421	-6.54%
Contracts							
740.100.200 Contracts-general	2,600	500	184	254	493	2,100	420.00%
740.100.221 Social Services - burials	4,000	4,000	5,863	3,778	3,079	0	0.00%
740.100.228 Vegetation Disposal	3,500	3,500	3,965	3,790	2,845	0	0.00%
740.100.235 Contract-Pest Control	1,000	1,000	375	418	516	0	0.00%
Total Contracts	11,100	9,000	10,387	8,240	6,933	2,100	23.33%
Office and Related Expenses							
740.100.303 Courier Services	150	150	110	94	116	0	0.00%
740.100.305 Telephone	650	650	564	564	564	0	0.00%
740.100.306 Cellular Phones	2,000	2,000	1,263	1,446	926	0	0.00%
740.100.307 Printing	400	400	671	355	190	0	0.00%
740.100.308 Copying and Prints	1,300	1,300	1,308	1,255	1,247	0	0.00%
740.100.309 Advertising	7,300	7,300	10,449	6,959	7,292	0	0.00%
740.100.310 Office Supplies	1,250	1,250	2,248	900	1,636	0	0.00%
740.100.318 Cash Processing Fees	14,000	14,000	13,823	13,749	13,203	0	0.00%
Total Office and Related Expenses	27,050	27,050	30,436	25,322	25,174	0	0.00%
Properties							
740.100.350 Office Equip/Furniture	0	0	10,405	0	0	0	0.00%
740.100.351 Replacements - micros	0	0	0	0	6,018	0	0.00%
740.100.356 Bldg & Improvements	0	15,000	0	4,579	0	-15,000	-100.00%
Total Properties	0	15,000	10,405	4,579	6,018	-15,000	-100.00%
Other Service Charges							
740.100.401 Conferences/Conventions	1,000	1,000	2,030	43	36	0	0.00%
740.100.405 Subscriptions/Memb'ships	1,000	1,000	0	706	916	0	0.00%
740.100.410 Provincial Licence	7,600	7,600	7,263	6,831	7,599	0	0.00%
740.100.448 Transfer to Reserve	75,025	75,000	90,519	74,960	0	25	0.03%
740.100.450 Miscellaneous	0	0	12	39	31	0	0.00%
Total Other Service Charges	84,625	84,600	99,824	82,579	8,582	25	0.03%
Total Expenditures	1,917,355	1,853,619	1,840,848	1,662,793	1,543,286	63,736	3.44%
Revenue							
740.100.806 Administration Fees	0	0	170	0	0	0	0.00%
740.100.835 Columbarium Sales	-20,700	-20,000	-32,875	-28,417	-31,217	-700	3.50%

City of St Catharines
Cemetery
2020 Operating Budget - Expenditures by Object

	2020	2019	2018	2017	2016	\$ Change	% Change
	Budget	Budget	Actuals	Actuals	Actuals	2019 Budget	2019 Budget
740.100.874 Mausoleum Sales	-300,100	-300,000	-358,981	-279,351	-107,272	-100	0.03%
740.100.876 Burial Fees	-464,650	-464,500	-502,823	-464,595	-437,885	-150	0.03%
740.100.877 Special Fees	-155,000	-155,000	-165,247	-155,182	-128,088	0	0.00%
740.100.878 Foundation Work	-75,000	-75,000	-71,883	-78,970	-63,475	0	0.00%
740.100.879 Use of Burial Equipment	-500	-500	-1,150	-732	-310	0	0.00%
740.100.880 Care/mntce Fund Earning	-230,000	-230,000	-202,988	-195,748	-236,186	0	0.00%
740.100.881 Sale of Concrete Boxes	-8,000	-8,000	-11,132	-7,805	-15,774	0	0.00%
740.100.882 Sale of Lots and Graves	-162,000	-162,000	-192,042	-164,754	-160,269	0	0.00%
740.100.883 Marker Fund Earnings	-14,000	-14,000	-15,835	-15,153	-13,244	0	0.00%
740.100.900 Transfer from Reserve	0	-15,000	-10,405	-8,874	0	15,000	-100.00%
740.100.945 Wreaths - Cemetery	-2,000	-2,000	-241	-1,913	-1,929	0	0.00%
Total Revenue	-1,431,950	-1,446,000	-1,565,432	-1,401,494	-1,195,649	14,050	-0.97%
Total Net Expenditures	485,405	407,619	275,416	261,299	347,637	77,786	19.08%

City of St Catharines
Trees - General
2020 Operating Budget - Expenditures by Object

	2020 Budget	2019 Budget	2018 Actuals	2017 Actuals	2016 Actuals	\$ Change 2019 Budget	% Change 2019 Budget
Object of Expenditure							
Salaries and Wages							
750.205.001 Salaries/Wages-Regular	687,278	686,844	504,981	619,957	613,244	434	0.06%
750.205.002 Salaries/Wages-overtime	35,001	35,001	25,338	17,204	27,535	0	0.00%
750.205.003 Salaries/Wages-Extra	50,029	49,046	35,150	8,639	318	983	2.00%
750.205.006 Sick Pay	0	12,003	57,760	36,628	34,657	-12,003	-100.00%
750.205.007 Vacation/Holiday Pay	93,015	97,659	89,102	81,699	83,377	-4,644	-4.76%
750.205.008 Modified Duties	0	0	0	13,724	4,569	0	0.00%
750.205.009 Doctor's Appointments	950	1,200	1,580	1,425	1,306	-250	-20.83%
Total Salaries and Wages	866,273	881,753	713,911	779,276	765,006	-15,480	-1.76%
Benefits							
750.205.030 Pensions	130,103	119,547	91,197	102,757	111,558	10,556	8.83%
750.205.031 Other Benefits	126,485	112,685	98,297	107,256	91,916	13,800	12.25%
750.205.032 Workers Compensation	30,998	28,318	22,851	23,569	24,545	2,680	9.46%
750.205.033 Employment Insurance	16,953	15,563	11,748	13,332	16,283	1,390	8.93%
750.205.040 Meal Allowance	601	601	157	120	333	0	0.00%
750.205.041 Safety Shoes	4,025	4,000	4,239	3,693	3,802	25	0.63%
Total Benefits	309,165	280,714	228,489	250,727	248,437	28,451	10.14%
Equipment Operations							
750.205.050 Rentals	330,000	330,000	311,623	351,811	326,607	0	0.00%
750.205.053 Service Contracts	73,600	70,000	92,811	115,334	52,314	3,600	5.14%
750.205.067 Car Allowance/Mileage	0	0	0	264	0	0	0.00%
Total Equipment Operations	403,600	400,000	404,434	467,409	378,921	3,600	0.90%
Materials							
750.205.102 Small Tools/Equipment	10,000	10,000	9,926	5,809	10,751	0	0.00%
750.205.104 General Supplies	30,000	30,000	18,217	30,013	33,661	0	0.00%
750.205.109 Safety/Protective Equip't	25,000	25,000	20,861	17,343	25,839	0	0.00%
Total Materials	65,000	65,000	49,004	53,165	70,251	0	0.00%
Contracts							
750.205.200 Contracts-trees	315,000	355,000	355,061	358,878	409,947	-40,000	-11.27%
750.205.201 Contract-stumping/related	120,000	120,000	151,556	90,254	124,526	0	0.00%
750.205.225 Tree Removal/Spraying	0	0	0	0	11,182	0	0.00%
Total Contracts	435,000	475,000	506,617	449,132	545,655	-40,000	-8.42%
Office and Related Expenses							
750.205.306 Cellular Phones	2,640	2,640	2,160	466	1,865	0	0.00%
750.205.307 Printing	600	600	930	677	0	0	0.00%
Total Office and Related Expenses	3,240	3,240	3,090	1,143	1,865	0	0.00%

City of St Catharines
Trees - General
2020 Operating Budget - Expenditures by Object

	2020 Budget	2019 Budget	2018 Actuals	2017 Actuals	2016 Actuals	\$ Change 2019 Budget	% Change 2019 Budget
Other Service Charges							
750.205.401 Conferences/Conventions	0	0	219	132	4,283	0	0.00%
750.205.402 Training	10,000	10,000	10,448	9,430	0	0	0.00%
750.205.405 Subscriptions/Memberships	8,500	8,500	547	652	3,791	0	0.00%
750.205.417 Study/Consulting Fees	0	0	0	-3,720	0	0	0.00%
750.205.450 Miscellaneous	0	0	75	0	0	0	0.00%
Total Other Service Charges	18,500	18,500	11,289	6,494	8,074	0	0.00%
Total Expenditures	2,100,778	2,124,207	1,916,834	2,007,346	2,018,209	-23,429	-1.10%
Revenue							
750.205.834 Special Recoverables	0	0	-163	-1,444	-540	0	0.00%
750.205.950 Allocation	-25,000	-50,000	0	0	0	25,000	-50.00%
Total Revenue	-25,000	-50,000	-163	-1,444	-540	25,000	-50.00%
Total Net Expenditures	2,075,778	2,074,207	1,916,671	2,005,902	2,017,669	1,571	0.08%

City of St Catharines
Tree planting/Horticulture
2020 Operating Budget - Expenditures by Object

	2020	2019	2018	2017	2016	\$ Change	% Change
	Budget	Budget	Actuals	Actuals	Actuals	2019 Budget	2019 Budget
Object of Expenditure							
Salaries and Wages							
750.210.001 Salaries/Wages-regular	542,296	477,953	557,667	564,680	622,645	64,343	13.46%
750.210.002 Salaries/Wages-Overtime	6,001	6,001	64,484	45,266	35,255	0	0.00%
750.210.003 Salaries/Wages-extra	516,962	586,917	515,955	467,546	454,282	-69,955	-11.92%
750.210.006 Sick Pay	0	15,001	84,535	49,709	25,421	-15,001	-100.00%
750.210.007 Holiday/Vacation Pay	84,633	127,781	149,091	109,953	104,594	-43,148	-33.77%
750.210.009 Doctor's Appointments	1,200	1,200	2,511	1,382	1,265	0	0.00%
750.210.012 Allocations	0	0	0	0	9,025	0	0.00%
Total Salaries and Wages	1,151,092	1,214,853	1,374,243	1,238,536	1,252,487	-63,761	-5.25%
Benefits							
750.210.030 Pensions	160,718	137,827	150,334	141,666	146,215	22,891	16.61%
750.210.031 Other Benefits	175,749	132,313	137,570	133,599	113,656	43,436	32.83%
750.210.032 Workers Compensation	40,711	39,302	42,896	51,387	35,782	1,409	3.59%
750.210.033 Employment Insurance	24,434	25,625	26,655	24,713	28,467	-1,191	-4.65%
750.210.040 Meal Allowance	51	51	74	19	56	0	0.00%
750.210.041 Safety shoes	4,400	5,075	3,150	3,325	4,200	-675	-13.30%
Total Benefits	406,063	340,193	360,679	354,709	328,376	65,870	19.36%
Equipment Operations							
750.210.050 Equipment Rental	280,000	280,000	304,752	272,559	315,926	0	0.00%
750.210.067 Car Allowance/Mileage	700	800	67	787	277	-100	-12.50%
Total Equipment Operations	280,700	280,800	304,819	273,346	316,203	-100	-0.04%
Materials							
750.210.102 Small Tools/Equipment	4,510	4,500	4,314	4,416	5,549	10	0.22%
750.210.104 General supplies	37,500	37,500	39,768	37,368	42,187	0	0.00%
750.210.109 Safety/Protective Equip't	7,500	7,500	5,906	5,933	7,235	0	0.00%
750.210.110 Uniform clothing	0	0	87	28	817	0	0.00%
750.210.115 Bulbs/Flowers	85,000	85,000	88,535	81,140	71,897	0	0.00%
Total Materials	134,510	134,500	138,610	128,885	127,685	10	0.01%
Building and Maintenance							
750.210.162 Repairs	0	0	0	66	0	0	0.00%
750.210.177 Identifiable Repairs	0	0	20,000	19,947	24,999	0	0.00%
Total Building and Maintenance	0	0	20,000	20,013	24,999	0	0.00%
Office and Related Expenses							
750.210.306 Cellular Phones	2,040	3,000	2,174	2,506	487	-960	-32.00%
Total Office and Related Expenses	2,040	3,000	2,174	2,506	487	-960	-32.00%

City of St Catharines
Tree planting/Horticulture
2020 Operating Budget - Expenditures by Object

	2020 Budget	2019 Budget	2018 Actuals	2017 Actuals	2016 Actuals	\$ Change 2019 Budget	% Change 2019 Budget
Properties							
750.210.351 Replacements-Micros	0	0	0	0	5,199	0	0.00%
Total Properties	0	0	0	0	5,199	0	0.00%
Total Expenditures	1,974,405	1,973,346	2,200,525	2,017,995	2,055,436	1,059	0.05%
Revenue							
750.210.834 Misc Recoverables	-10,500	-11,250	-10,500	-11,250	0	750	-6.67%
Total Revenue	-10,500	-11,250	-10,500	-11,250	0	750	-6.67%
Total Net Expenditures	1,963,905	1,962,096	2,190,025	2,006,745	2,055,436	1,809	0.09%

City of St Catharines
Parks Division Overhead
2020 Operating Budget - Expenditures by Object

	2020	2019	2018	2017	2016	\$ Change	% Change
Object of Expenditure	Budget	Budget	Actuals	Actuals	Actuals	2019 Budget	2019 Budget
Salaries and Wages							
750.225.001 Salaries/Wages-Regular	115,402	111,619	343,328	314,803	311,211	3,783	3.39%
750.225.002 Salaries/Wages-Overtime	0	4,004	21,635	1,838	7,008	-4,004	-100.00%
750.225.003 Salaries/Wages-Ext Svce	73,182	73,182	63,396	32,205	40,999	0	0.00%
750.225.006 Sick Pay	0	6,001	27,234	44,779	27,061	-6,001	-100.00%
750.225.007 Holiday/Vacation Pay	2,930	95,013	170,133	138,208	126,286	-92,083	-96.92%
750.225.009 Doctor's Appointments	700	700	978	1,070	1,092	0	0.00%
Total Salaries and Wages	192,214	290,519	626,704	532,903	513,657	-98,305	-33.84%
Benefits							
750.225.030 Pensions	21,426	32,874	71,463	174,985	186,830	-11,448	-34.82%
750.225.031 Other Benefits	90,324	41,588	68,298	150,817	160,157	48,736	117.19%
750.225.032 Workers Compensation	5,684	8,339	17,860	54,565	48,941	-2,655	-31.84%
750.225.033 Employment Insurance	2,514	4,784	10,745	35,356	38,094	-2,270	-47.45%
750.225.040 Meal Allowance	250	101	56	9	111	149	147.52%
750.225.041 Safety Shoes	5,400	6,300	6,125	6,953	5,321	-900	-14.29%
Total Benefits	125,598	93,986	174,547	422,685	439,454	31,612	33.63%
Equipment Operations							
750.225.053 Service Contracts	22,500	25,093	15,994	12,967	12,941	-2,593	-10.33%
750.225.061 Licenses-pesticide	1,200	1,200	960	270	0	0	0.00%
750.225.067 Car Allowance/Mileage	750	750	2,313	773	558	0	0.00%
Total Equipment Operations	24,450	27,043	19,267	14,010	13,499	-2,593	-9.59%
Materials							
750.225.109 Safety/Protective Equipt	0	0	0	0	245	0	0.00%
Total Materials	0	0	0	0	245	0	0.00%
Building and Maintenance							
750.225.173 Insurance-Bldg/Contents	12,232	11,440	11,658	11,383	19,890	792	6.92%
Total Building and Maintenance	12,232	11,440	11,658	11,383	19,890	792	6.92%
Office and Related Expenses							
750.225.302 Insurance-Liability	12,500	12,644	12,390	12,609	13,964	-144	-1.14%
750.225.306 Cellular Phones	2,160	8,880	9,908	5,229	9,524	-6,720	-75.68%
750.225.307 Printing	1,200	1,200	1,240	1,432	813	0	0.00%
750.225.314 Software	0	0	941	0	0	0	0.00%
750.225.330 Furniture/Equipment-NTCA	0	0	241	0	454	0	0.00%
Total Office and Related Expenses	15,860	22,724	24,720	19,270	24,755	-6,864	-30.21%
Properties							
750.225.351 Replacement-Micros	0	0	0	0	9,194	0	0.00%
Total Properties	0	0	0	0	9,194	0	0.00%

City of St Catharines
Parks Division Overhead
2020 Operating Budget - Expenditures by Object

	2020 Budget	2019 Budget	2018 Actuals	2017 Actuals	2016 Actuals	\$ Change 2019 Budget	% Change 2019 Budget
Other Service Charges							
750.225.401 Conferences/Conventions	0	0	-4	1,007	8,876	0	0.00%
750.225.402 Training	9,785	12,185	7,997	6,023	0	-2,400	-19.70%
750.225.405 Subscriptions/Memb'ships	2,440	2,690	2,627	2,278	4,137	-250	-9.29%
750.225.434 Employee Recognition	2,000	2,000	1,554	1,811	1,736	0	0.00%
750.225.448 Building Reserve Alloc'n	200,000	200,000	200,000	200,000	166,667	0	0.00%
750.225.450 Miscellaneous	0	0	0	0	129	0	0.00%
Total Other Service Charges	214,225	216,875	212,174	211,119	181,545	-2,650	-1.22%
Total Expenditures	584,579	662,587	1,069,070	1,211,370	1,202,239	-78,008	-11.77%
Revenue							
750.225.850 Advertising Revenue	0	0	-960	-200	-600	0	0.00%
750.225.950 Allocation - Various	0	0	-1,000	0	0	0	0.00%
Total Revenue	0	0	-1,960	-200	-600	0	0.00%
Total Net Expenditures	584,579	662,587	1,067,110	1,211,170	1,201,639	-78,008	-11.77%

City of St Catharines
Parks Operations
2020 Operating Budget - Expenditures by Object

	2020	2019	2018	2017	2016	\$ Change	% Change
	Budget	Budget	Actuals	Actuals	Actuals	2019 Budget	2019 Budget
Object of Expenditure							
Salaries and Wages							
750.230.001 Salaries/Wages-Regular	603,301	568,075	368,656	304,957	397,593	35,226	6.20%
750.230.002 Salaries/Wages-Overtime	29,016	25,012	40,617	26,195	17,510	4,004	16.01%
750.230.003 Salaries/Wages-Ext Svce	969,889	684,147	729,964	605,448	563,538	285,742	41.77%
750.230.007 Holiday/Vacation Pay	102,405	0	267	5	0	102,405	0.00%
Total Salaries and Wages	1,704,611	1,277,234	1,139,504	936,605	978,641	427,377	33.46%
Benefits							
750.230.030 Pensions	166,313	112,842	95,013	770	0	53,471	47.39%
750.230.031 Other Benefits	121,655	102,665	82,473	556	0	18,990	18.50%
750.230.032 Workers Compensation	46,657	38,788	36,241	271	0	7,869	20.29%
750.230.033 Employment Insurance	29,254	27,256	24,667	191	0	1,998	7.33%
Total Benefits	363,879	281,551	238,394	1,788	0	82,328	29.24%
Equipment Operations							
750.230.050 Rentals	340,000	345,000	289,497	276,195	343,996	-5,000	-1.45%
750.230.053 Service Contracts	29,400	30,000	37,650	29,588	31,006	-600	-2.00%
Total Equipment Operations	369,400	375,000	327,147	305,783	375,002	-5,600	-1.49%
Materials							
750.230.102 Small tools/equipment	4,433	4,575	4,384	4,376	4,259	-142	-3.10%
750.230.104 General Supplies	190,000	200,000	167,980	223,263	217,145	-10,000	-5.00%
750.230.109 Safety/Protective Equipt	7,500	7,500	8,540	9,104	7,372	0	0.00%
750.230.110 Uniform Clothing	5,500	5,500	5,830	5,426	3,561	0	0.00%
Total Materials	207,433	217,575	186,734	242,169	232,337	-10,142	-4.66%
Building and Maintenance							
750.230.160 Leased Land for Parks	14,000	14,000	11,129	11,976	14,569	0	0.00%
750.230.163 Heat,Light,Power,Water	649,369	689,369	528,359	407,631	597,889	-40,000	-5.80%
750.230.180 Improvements	0	0	3,308	0	0	0	0.00%
Total Building and Maintenance	663,369	703,369	542,796	419,607	612,458	-40,000	-5.69%
Contracts							
750.230.200 Contracts-General	35,000	35,000	47,621	43,861	35,758	0	0.00%
750.230.201 Contract-tree mntce	80,000	80,000	83,625	92,212	90,443	0	0.00%
750.230.206 Contract- garbage coll'n	7,000	7,400	3,304	3,593	2,142	-400	-5.41%
750.230.218 Operations-graffiti	15,000	15,000	14,466	15,201	16,401	0	0.00%
750.230.235 Contract - Pest Control	0	0	81	137	0	0	0.00%
Total Contracts	137,000	137,400	149,097	155,004	144,744	-400	-0.29%

City of St Catharines
Parks Operations
2020 Operating Budget - Expenditures by Object

	2020 Budget	2019 Budget	2018 Actuals	2017 Actuals	2016 Actuals	\$ Change 2019 Budget	% Change 2019 Budget
Other Service Charges							
750.230.439 Volunteers/Partnerships	0	5,500	17,032	16,855	6,453	-5,500	-100.00%
Total Other Service Charges	0	5,500	17,032	16,855	6,453	-5,500	-100.00%
Total Expenditures	3,445,692	2,997,629	2,600,704	2,077,811	2,349,635	448,063	14.95%
Revenue							
750.230.834 Special Recoverables	-50,000	-30,000	-54,392	-27,690	-21,763	-20,000	66.67%
750.230.839 Service Club Signs	-1,280	0	0	0	0	-1,280	0.00%
750.230.840 Special Events in Parks	-15,000	-15,000	-10,670	-9,157	-15,389	0	0.00%
750.230.845 Picnic Permits	-50,000	-50,000	-48,243	-42,281	-40,033	0	0.00%
750.230.846 Sports Parks Rates	-210,000	-210,000	-185,778	-192,858	-193,111	0	0.00%
750.230.900 Transfer from Reserve	-350,000	0	-12,400	-9,139	0	-350,000	0.00%
750.230.928 Tournament Fees	-8,000	-8,000	-8,841	-8,289	-8,822	0	0.00%
750.230.929 Misc Recoverables	-12,600	-12,500	-14,044	-12,442	-11,505	-100	0.80%
Total Revenue	-696,880	-325,500	-334,368	-301,856	-290,623	-371,380	114.10%
Total Net Expenditures	2,748,812	2,672,129	2,266,336	1,775,955	2,059,012	76,683	2.87%

City of St Catharines
Kiwanis Sport Field
2020 Operating Budget - Expenditures by Object

	2020	2019	2018	2017	2016	\$ Change	% Change
	Budget	Budget	Actuals	Actuals	Actuals	2019 Budget	2019 Budget
Object of Expenditure							
Salaries and Wages							
750.238.001 Salaries/Wages-Regular	0	0	2,170	7,124	33,539	0	0.00%
750.238.002 Salaries/Wages - Over	754	754	310	866	0	0	0.00%
750.238.003 Salaries/Wages-extra	68,752	67,396	55,881	44,157	28,644	1,356	2.01%
750.238.006 Sick Pay	0	0	619	0	0	0	0.00%
750.238.007 Holiday/Vacation Pay	2,750	2,664	3,380	1,440	2,129	86	3.23%
750.238.009 Doctor's Appointments	0	0	26	0	0	0	0.00%
Total Salaries and Wages	72,256	70,814	62,386	53,587	64,312	1,442	2.04%
Benefits							
750.238.030 Pensions	6,442	5,405	4,001	206	1,234	1,037	19.19%
750.238.031 Other Benefits	4,867	4,203	2,800	198	571	664	15.80%
750.238.032 Workers Compensation	2,189	2,181	1,963	66	844	8	0.37%
750.238.033 Employment Insurance	1,429	1,440	1,397	46	771	-11	-0.76%
750.238.041 Safety Shoes	400	0	0	0	0	400	0.00%
Total Benefits	15,327	13,229	10,161	516	3,420	2,098	15.86%
Equipment Operations							
750.238.050 Rentals	4,000	4,000	2,311	1,512	6,463	0	0.00%
750.238.053 Service Contracts	350	350	135	338	0	0	0.00%
750.238.068 Equip't Operation Surplus	-2,000	-409	-695	-743	-3,951	-1,591	389.00%
Total Equipment Operations	2,350	3,941	1,751	1,107	2,512	-1,591	-40.37%
Materials							
750.238.102 Small Tools/Equipment	500	500	0	3	0	0	0.00%
750.238.104 General Supplies	1,115	1,000	460	830	69	115	11.50%
Total Materials	1,615	1,500	460	833	69	115	7.67%
Building and Maintenance							
750.238.162 Repairs	7,704	7,605	7,806	4,302	4,522	99	1.30%
750.238.163 Heat,light,power,water	11,576	11,025	10,159	9,303	12,670	551	5.00%
750.238.173 Insurance-Bldg/Contents	2,311	2,258	2,250	2,232	1,656	53	2.35%
Total Building and Maintenance	21,591	20,888	20,215	15,837	18,848	703	3.37%
Contracts							
750.238.200 Contracts - general	0	0	0	0	333	0	0.00%
750.238.205 Contract - Security	0	20,000	22,820	19,782	17,493	-20,000	-100.00%
Total Contracts	0	20,000	22,820	19,782	17,826	-20,000	-100.00%

City of St Catharines
Kiwanis Sport Field
2020 Operating Budget - Expenditures by Object

	2020 Budget	2019 Budget	2018 Actuals	2017 Actuals	2016 Actuals	\$ Change 2019 Budget	% Change 2019 Budget
Total Expenditures	113,139	130,372	117,793	91,662	106,987	-17,233	-13.22%
Revenue							
750.238.846 Turf Field Rates	-50,000	-50,000	-48,284	-46,876	-57,201	0	0.00%
750.238.850 Advertising Revenue	0	0	0	0	-2,600	0	0.00%
750.238.928 Tournament Fees	0	0	0	0	-93	0	0.00%
Total Revenue	-50,000	-50,000	-48,284	-46,876	-59,894	0	0.00%
Total Net Expenditures	63,139	80,372	69,509	44,786	47,093	-17,233	-21.44%

City of St Catharines
Passive Parks Maintenance
2020 Operating Budget - Expenditures by Object

	2020 Budget	2019 Budget	2018 Actuals	2017 Actuals	2016 Actuals	\$ Change 2019 Budget	% Change 2019 Budget
Object of Expenditure							
Salaries and Wages							
750.233.001 Salaries/Wages-Regular	0	0	46,174	44,235	38,200	0	0.00%
750.233.002 Salaries/Wages-Overtime	0	0	3,831	5,478	4,095	0	0.00%
750.233.003 Salaries/Wages - Extra	382,970	135,366	57,681	56,390	51,390	247,604	182.91%
750.233.007 Holiday/Vacation Pay	15,348	5,340	0	0	0	10,008	187.42%
Total Salaries and Wages	398,318	140,706	107,686	106,103	93,685	257,612	183.09%
Benefits							
750.233.030 Pensions	43,876	10,817	10,165	0	0	33,059	305.62%
750.233.031 Other Benefits	24,695	10,885	8,828	0	0	13,810	126.87%
750.233.032 Workers Compensation	12,064	4,331	3,511	0	0	7,733	178.55%
750.233.033 Employment Insurance	7,873	2,856	1,989	0	0	5,017	175.67%
750.233.041 Safety shoes	2,000	0	0	0	0	2,000	0.00%
Total Benefits	90,508	28,889	24,493	0	0	61,619	213.30%
Equipment Operations							
750.233.050 Rentals	43,000	43,000	43,508	53,384	42,498	0	0.00%
Total Equipment Operations	43,000	43,000	43,508	53,384	42,498	0	0.00%
Materials							
750.233.102 Small Tools/Equipment	500	500	0	0	661	0	0.00%
750.233.104 General Supplies	500	500	0	0	880	0	0.00%
Total Materials	1,000	1,000	0	0	1,541	0	0.00%
Contracts							
750.233.200 Contracts-Grass Cutting	0	330,000	289,064	324,912	273,091	-330,000	-100.00%
Total Contracts	0	330,000	289,064	324,912	273,091	-330,000	-100.00%
Total Expenditures	532,826	543,595	464,751	484,399	410,815	-10,769	-1.98%
Total Net Expenditures	532,826	543,595	464,751	484,399	410,815	-10,769	-1.98%

City of St Catharines
Parks Maintenance
2020 Operating Budget - Expenditures by Object

	2020 Budget	2019 Budget	2018 Actuals	2017 Actuals	2016 Actuals	\$ Change 2019 Budget	% Change 2019 Budget
Object of Expenditure							
Equipment Operations							
750.240.053 Service Contracts	4,300	4,275	135	269	0	25	0.58%
Total Equipment Operations	4,300	4,275	135	269	0	25	0.58%
Materials							
750.240.137 Memorial Benches	20,000	20,000	36,526	10,789	17,620	0	0.00%
Total Materials	20,000	20,000	36,526	10,789	17,620	0	0.00%
Building and Maintenance							
750.240.152 General Mtce and Supplies	1,322	500	5	222	526	822	164.40%
750.240.161 Repairs - vandalism	20,000	20,000	29,889	20,076	18,512	0	0.00%
750.240.162 Facility Repairs	258,608	306,159	292,664	303,369	236,409	-47,551	-15.53%
750.240.177 Identifiable Repairs	0	5,000	59,323	29,677	6,994	-5,000	-100.00%
Total Building and Maintenance	279,930	331,659	381,881	353,344	262,441	-51,729	-15.60%
Contracts							
750.240.200 Contracts-various	28,000	28,000	40,687	28,614	23,223	0	0.00%
750.240.201 Contract-Beach Cleaning	5,000	17,000	4,203	15,116	18,693	-12,000	-70.59%
Total Contracts	33,000	45,000	44,890	43,730	41,916	-12,000	-26.67%
Office and Related Expenses							
750.240.306 Phone Lines-Realty Park	500	500	531	491	491	0	0.00%
Total Office and Related Expenses	500	500	531	491	491	0	0.00%
Properties							
750.240.356 Bldg & Improvements	0	130,000	0	0	0	-130,000	-100.00%
Total Properties	0	130,000	0	0	0	-130,000	-100.00%
Other Service Charges							
750.240.417 Study/Consulting Fees	0	50,000	-3,537	30,000	0	-50,000	-100.00%
Total Other Service Charges	0	50,000	-3,537	30,000	0	-50,000	-100.00%
Total Expenditures	337,730	581,434	460,426	438,623	322,468	-243,704	-41.91%
Revenue							
750.240.805 Donations - Park Benches	-20,000	-20,000	-39,077	-7,659	0	0	0.00%
750.240.834 Recoverables-chargebacks	0	0	-276	-1,495	0	0	0.00%
750.240.900 Transfer from Reserve	0	-180,000	-40,000	-4,946	0	180,000	-100.00%
Total Revenue	-20,000	-200,000	-79,353	-14,100	0	180,000	-90.00%
Total Net Expenditures	317,730	381,434	381,073	424,523	322,468	-63,704	-16.70%

City of St Catharines
Happy Rolph's Bird Sanctuary
2020 Operating Budget - Expenditures by Object

	2020	2019	2018	2017	2016	\$ Change	% Change
	Budget	Budget	Actuals	Actuals	Actuals	2019 Budget	2019 Budget
Object of Expenditure							
Salaries and Wages							
750.245.001 Salaries/Wages-Regular	51,641	50,664	27,413	1,091	1,856	977	1.93%
750.245.002 Salaries/Wages-Overtime	1,004	1,004	4,750	19	0	0	0.00%
750.245.003 Salaries/Wages-Ext Svce	68,832	67,478	80,023	97,018	94,073	1,354	2.01%
750.245.007 Holiday and Vacation Pay	9,348	9,335	7,729	6,385	5,797	13	0.14%
Total Salaries and Wages	130,825	128,481	119,915	104,513	101,726	2,344	1.82%
Benefits							
750.245.030 Pensions	12,264	11,879	10,392	7,326	6,646	385	3.24%
750.245.031 Other Benefits	11,897	11,710	8,467	3,462	3,608	187	1.60%
750.245.032 Workers Compensation	4,277	3,974	3,916	2,837	2,256	303	7.62%
750.245.033 Employment Insurance	2,694	2,704	2,733	1,915	2,059	-10	-0.37%
Total Benefits	31,132	30,267	25,508	15,540	14,569	865	2.86%
Equipment Operations							
750.245.050 Rentals	12,000	12,000	10,996	9,790	11,655	0	0.00%
750.245.053 Service Contracts	800	800	800	454	1,049	0	0.00%
Total Equipment Operations	12,800	12,800	11,796	10,244	12,704	0	0.00%
Materials							
750.245.102 Small Tools/Equipment	3,000	3,000	2,681	3,034	1,890	0	0.00%
750.245.104 General Supplies	6,615	6,500	7,336	6,440	6,910	115	1.77%
750.245.116 Animals	16,000	16,000	11,520	11,011	16,650	0	0.00%
Total Materials	25,615	25,500	21,537	20,485	25,450	115	0.45%
Building and Maintenance							
750.245.150 Custodial Duties	1,150	1,150	1,315	1,104	964	0	0.00%
750.245.162 Repairs	10,720	12,139	14,667	15,284	8,581	-1,419	-11.69%
750.245.163 Heat,Light,Power,Water	9,653	9,193	8,335	8,938	9,102	460	5.00%
750.245.164 Signage-Memorial walk	200	200	92	183	183	0	0.00%
750.245.173 Insurance-Bldg/Contents	562	436	491	432	542	126	28.90%
750.245.180 Improvements-Non TCA	10,000	0	0	0	0	10,000	0.00%
Total Building and Maintenance	32,285	23,118	24,900	25,941	19,372	9,167	39.65%
Contracts							
750.245.200 Contracts-general	2,000	2,000	1,781	1,679	2,071	0	0.00%
750.245.205 Contract-security	25,000	25,000	28,440	24,387	23,656	0	0.00%
750.245.235 Contract - Pest Control	2,160	2,160	0	0	0	0	0.00%
Total Contracts	29,160	29,160	30,221	26,066	25,727	0	0.00%
Office and Related Expenses							
750.245.306 Cell Phones	240	240	414	86	87	0	0.00%
Total Office and Related Expenses	240	240	414	86	87	0	0.00%

City of St Catharines
Happy Rolph's Bird Sanctuary
2020 Operating Budget - Expenditures by Object

	2020 Budget	2019 Budget	2018 Actuals	2017 Actuals	2016 Actuals	\$ Change 2019 Budget	% Change 2019 Budget
Properties							
750.245.356 Bldg & Improvements	0	45,000	971	0	0	-45,000	-100.00%
Total Properties	0	45,000	971	0	0	-45,000	-100.00%
Other Service Charges							
750.245.417 Study/Consulting Fees	10,000	0	0	0	0	10,000	0.00%
Total Other Service Charges	10,000	0	0	0	0	10,000	0.00%
Total Expenditures	272,057	294,566	235,262	202,875	199,635	-22,509	-7.64%
Revenue							
750.245.868 Animal Feed Dispenser	-3,000	-3,000	-1,430	-1,401	-2,517	0	0.00%
750.245.900 Transfer from Reserve	0	-45,000	-971	0	0	45,000	-100.00%
Total Revenue	-3,000	-48,000	-2,401	-1,401	-2,517	45,000	-93.75%
Total Net Expenditures	269,057	246,566	232,861	201,474	197,118	22,491	9.12%

City of St Catharines
Equipment Acquisitions
2020 Operating Budget - Expenditures by Object

	2020 Budget	2019 Budget	2018 Actuals	2017 Actuals	2016 Actuals	\$ Change 2019 Budget	% Change 2019 Budget
Object of Expenditure							
Equipment Operations							
750.405.064 Insurance-Motor Vehicles	0	0	16,555	16,067	0	0	0.00%
750.405.069 Equipm't Reserve Prov'n	250,000	450,000	207,000	232,000	145,000	-200,000	-44.44%
Total Equipment Operations	250,000	450,000	223,555	248,067	145,000	-200,000	-44.44%
Properties							
750.405.353 Motor Vehicles	0	0	379,814	309,934	0	0	0.00%
Total Properties	0	0	379,814	309,934	0	0	0.00%
Other Service Charges							
750.405.448 Eq't Reserve Allocation	0	0	58,498	204,875	19,822	0	0.00%
750.405.450 Miscellaneous Expense	0	0	4,332	0	0	0	0.00%
Total Other Service Charges	0	0	62,830	204,875	19,822	0	0.00%
Total Expenditures	250,000	450,000	666,199	762,876	164,822	-200,000	-44.44%
Revenue							
750.405.835 Obsolete Vehicle Sales	0	0	-56,724	-24,875	-19,822	0	0.00%
750.405.888 Equipm't Operat'n Surplus	0	0	0	-476,214	0	0	0.00%
750.405.900 Transfer from Reserve	0	-213,000	-385,919	-309,934	0	213,000	-100.00%
Total Revenue	0	-213,000	-442,643	-811,023	-19,822	213,000	-100.00%
Total Net Expenditures	250,000	237,000	223,556	-48,147	145,000	13,000	5.49%

City of St Catharines
Equipment Maintenance
2020 Operating Budget - Expenditures by Object

Object of Expenditure	2020 Budget	2019 Budget	2018 Actuals	2017 Actuals	2016 Actuals	\$ Change 2019 Budget	% Change 2019 Budget
Equipment Operations							
750.410.050 Rentals	14,000	14,000	12,834	13,919	14,151	0	0.00%
Total Equipment Operations	14,000	14,000	12,834	13,919	14,151	0	0.00%
Building and Maintenance							
750.410.173 Insurance-Tools/Equipt	0	0	0	0	872	0	0.00%
Total Building and Maintenance	0	0	0	0	872	0	0.00%
Total Expenditures	14,000	14,000	12,834	13,919	15,023	0	0.00%
Total Net Expenditures	14,000	14,000	12,834	13,919	15,023	0	0.00%

City of St Catharines
Equipment Operation Surplus
2020 Operating Budget - Expenditures by Object

Object of Expenditure	2020 Budget	2019 Budget	2018 Actuals	2017 Actuals	2016 Actuals	\$ Change 2019 Budget	% Change 2019 Budget
Properties							
750.415.000 Equipment-Oper'ns Surplus	-462,000	-221,074	-358,255	0	-273,873	-240,926	108.98%
Total Properties	-462,000	-221,074	-358,255	0	-273,873	-240,926	108.98%
Total Expenditures	-462,000	-221,074	-358,255	0	-273,873	-240,926	108.98%
Total Net Expenditures	-462,000	-221,074	-358,255	0	-273,873	-240,926	108.98%

City of St Catharines
Holiday Lighting
2020 Operating Budget - Expenditures by Object

Object of Expenditure	2020 Budget	2019 Budget	2018 Actuals	2017 Actuals	2016 Actuals	\$ Change 2019 Budget	% Change 2019 Budget
Other Service Charges							
783.135.000 Holiday Lighting	24,000	24,000	25,920	27,883	24,550	0	0.00%
Total Other Service Charges	24,000	24,000	25,920	27,883	24,550	0	0.00%
Total Expenditures	24,000	24,000	25,920	27,883	24,550	0	0.00%
Total Net Expenditures	24,000	24,000	25,920	27,883	24,550	0	0.00%

City of St Catharines

2020 Operating Budget - Expenditures Reconciliations

	2020 Budget	2019 Budget	2018 Actuals	2017 Actuals	2016 Actuals	% Change 2019 Budget	% Change 2019 Actuals
MW/SEWER Overhead Allocated							
Sanitary Sewers Overhead	764,414	669,068	635,658	810,478	760,206	95,346.00	14.25%
Pollution Control Overhead	251,029	224,703	327,035	318,446	298,204	26,326.00	11.72%
Sidewalk Overhead	181,280	154,601	165,111	150,372	191,774	26,679.00	17.26%
Roads Overhead	2,193,872	2,066,806	1,886,739	1,882,292	1,953,552	127,066.00	6.15%
Winter Control Overhead	417,944	372,089	503,538	506,107	464,111	45,855.00	12.32%
Street Cleaning Overhead	111,152	98,929	105,679	129,840	140,063	12,223.00	12.36%
Drainage Overhead	470,068	437,647	291,413	404,331	351,242	32,421.00	7.41%
Other Public Work Overhead	185,094	164,728	184,985	269,025	219,875	20,366.00	12.36%
Total MW/SEWER Overhead Allocated	4,574,853	4,188,571	4,100,158	4,470,891	4,379,027	386,282.00	9.22%
MW/EFES Overhead							
Operations (p.157)	1,955,012	1,780,867	2,100,079	2,516,336	2,441,585	174,145.00	9.78%
Municipal Surveys (p.159)	910,472	857,040	625,460	655,281	560,757	53,432.00	6.23%
Engineering (p.161)	546,111	621,697	517,504	646,902	580,239	(75,586.00)	(12.16%)
Construction Inspection (p.163)	209,516	204,675	144,873	95,701	157,029	4,841.00	2.37%
Development Coordination (p.165)	403,621	364,589	347,245	338,716	318,771	39,032.00	10.71%
Works, Building and Yard (p.167)	350,865	349,570	370,951	346,379	255,016	1,295.00	0.37%
Tools (p.168)	23,292	22,817	17,388	17,999	17,915	475.00	2.08%
New Equipment (p.169)	550,000	550,000	248,000	0	410,000	0.00	0.00%
Equipment Servicing (p.170)	190,964	185,148	156,101	120,825	150,798	5,816.00	3.14%
Operating Surplus Equipment (p.171)	(565,000)	(747,832)	(427,446)	(267,243)	(513,086)	182,832.00	(24.45%)
Total MW/EFES Overhead	4,574,853	4,188,571	4,100,155	4,470,896	4,379,024	386,282.00	9.22%

EXPENDITURE ACCOUNT	2020 BUDGET
310.113 <u>MW/EFES OVERHEAD EQUIPMENT RESERVE:</u> (Previously TES Equipment Reserve)	
RESERVE BALANCE	1,744,287
ANNUAL RESERVE PROVISION (715.200.000)	550,000
EXPENDITURES (2020)	(456,000)
EXPENDITURES (PRIOR YEAR COMMITMENTS)	(185,000)
CLOSING BALANCE	<u>1,653,287</u>
EXPENDITURE DETAILS:	
ONE (1) CARGO VAN EQUIPPED FOR ENVIRONMENTAL OPERATIONS (REPLACE UNIT #62)	45,000
TWO (2) CARGO VAN EQUIPPED FOR FACILITY OPERATIONS (REPLACE UNITS #603, #619)	90,000
ONE (1) CARGO VAN EQUIPPED FOR EQUIPMENT MAINTENANCE OPERATIONS (REPLACE UNIT #631)	45,000
ONE (1) UTILITY/SERVICE TRUCK (REPLACE UNIT #618)	75,000
ONE (1) HYBRID SPORT UTILITY VEHICLE (REPLACE UNIT #51)	58,000
ONE (1) HYBRID SPORT UTILITY VEHICLE (REPLACE UNIT #78)	58,000
ONE (1) SIDEWALK PLOW (REPLACE UNIT #92)	<u>85,000</u>
	<u>456,000</u>
PRIOR YEAR COMMITMENTS:	
TWO (2) 3/4 TON CARGO VANS (REPLACE UNITS #620,635)	90,000
ONE (1) MINI CARGO VAN (REPLACE UNIT#324)	40,000
ONE (1) RIDE ON FLOOR SWEEPER	<u>55,000</u>
	<u>185,000</u>

City of St Catharines
Operations
2020 Operating Budget - Expenditures by Object

	2020	2019	2018	2017	2016	\$ Change	% Change
	Budget	Budget	Actuals	Actuals	Actuals	2019 Budget	2019 Budget
Object of Expenditure							
Salaries and Wages							
715.105.001 Salaries/Wages-Regular	923,608	868,578	761,409	815,733	802,680	55,030	6.34%
715.105.002 Salaries/Wages-Overtime	26,000	18,002	38,372	9,436	10,796	7,998	44.43%
715.105.003 Salaries/Wages-Ext Svce	3,437	20,000	8,010	477	375	-16,563	-82.82%
715.105.006 Sick Pay	275,000	244,999	340,852	256,321	297,563	30,001	12.25%
715.105.007 Holiday/Vacation Pay	571,736	569,198	784,994	621,052	589,182	2,538	0.45%
715.105.009 Doctor's Appointments	10,000	9,000	11,764	11,029	8,335	1,000	11.11%
Total Salaries and Wages	1,809,781	1,729,777	1,945,401	1,714,048	1,708,931	80,004	4.63%
Benefits							
715.105.030 Pensions	404,131	300,973	300,169	786,574	757,212	103,158	34.27%
715.105.031 Other Benefits	445,393	406,198	336,781	844,807	758,825	39,195	9.65%
715.105.032 Workers Compensation	92,714	67,152	74,934	287,933	180,362	25,562	38.07%
715.105.033 Employment Insurance	50,454	33,699	36,768	108,398	123,805	16,755	49.72%
715.105.040 Meal Allowance	5,000	5,000	4,440	4,431	3,709	0	0.00%
715.105.041 Safety Shoes	20,200	17,850	18,025	17,133	16,975	2,350	13.17%
Total Benefits	1,017,892	830,872	771,117	2,049,276	1,840,888	187,020	22.51%
Equipment Operations							
715.105.050 Rentals	6,000	6,000	2,489	6,290	6,188	0	0.00%
715.105.053 Service Contracts	89,500	96,500	80,960	77,398	84,221	-7,000	-7.25%
715.105.067 Car Allowance/Mileage	0	0	419	132	0	0	0.00%
Total Equipment Operations	95,500	102,500	83,868	83,820	90,409	-7,000	-6.83%
Materials							
715.105.110 Uniform Clothing	55,000	55,000	49,241	49,526	50,980	0	0.00%
Total Materials	55,000	55,000	49,241	49,526	50,980	0	0.00%
Building and Maintenance							
715.105.054 Repairs - equipment	1,200	0	1,231	0	0	1,200	0.00%
715.105.164 Signage	7,500	10,000	6,807	2,164	11,556	-2,500	-25.00%
Total Building and Maintenance	8,700	10,000	8,038	2,164	11,556	-1,300	-13.00%
Office and Related Expenses							
715.105.306 Telephone	13,000	13,000	11,562	14,307	10,103	0	0.00%
715.105.307 Printing	5,000	3,000	3,165	2,759	276	2,000	66.67%
715.105.310 Office Supplies	3,500	3,000	3,698	2,942	5,028	500	16.67%
715.105.312 Books and Publications	500	500	0	0	0	0	0.00%
715.105.314 Software/Licenses	1,000	1,000	0	0	0	0	0.00%
715.105.330 Equipment/Furniture NTCA	2,000	2,000	102	0	1,304	0	0.00%
Total Office and Related Expenses	25,000	22,500	18,527	20,008	16,711	2,500	11.11%

City of St Catharines
Operations
2020 Operating Budget - Expenditures by Object

	2020 Budget	2019 Budget	2018 Actuals	2017 Actuals	2016 Actuals	\$ Change 2019 Budget	% Change 2019 Budget
Properties							
715.105.350 Office Equipmt/Furniture	2,000	2,000	0	0	0	0	0.00%
715.105.351 Replacements - Micros	0	0	0	0	7,923	0	0.00%
Total Properties	2,000	2,000	0	0	7,923	0	0.00%
Other Service Charges							
715.105.401 Conferences/Conventions	9,800	9,500	9,102	5,657	7,417	300	3.16%
715.105.402 Training	2,000	2,000	0	71	0	0	0.00%
715.105.405 Subscriptions/Memb'ships	3,685	3,685	2,097	2,907	2,225	0	0.00%
715.105.435 Staff Appr'n BBQ	1,000	1,000	0	0	0	0	0.00%
715.105.448 Eq't Reserve Allocation	0	0	0	0	36,082	0	0.00%
715.105.450 Miscellaneous	250	250	86	949	828	0	0.00%
Total Other Service Charges	16,735	16,435	11,285	9,584	46,552	300	1.83%
Total Expenditures	3,030,608	2,769,084	2,887,477	3,928,426	3,773,950	261,524	9.44%
Revenue							
715.105.835 Obsolete Equipment Sales	0	0	0	0	-36,082	0	0.00%
715.105.923 OH Chgs-Subdividers	0	0	0	-6,235	-2,295	0	0.00%
715.105.924 Overhead Chgs-Other Muni	-25,000	-25,000	-37,736	-36,935	-29,535	0	0.00%
715.105.950 Alloc-Water Operations	-1,050,596	-963,217	-749,662	-1,368,920	-1,264,453	-87,379	9.07%
Total Revenue	-1,075,596	-988,217	-787,398	-1,412,090	-1,332,365	-87,379	8.84%
Total Net Expenditures	1,955,012	1,780,867	2,100,079	2,516,336	2,441,585	174,145	9.78%

City of St Catharines
Municipal Surveys
2020 Operating Budget - Expenditures by Object

	2020	2019	2018	2017	2016	\$ Change	% Change
	Budget	Budget	Actuals	Actuals	Actuals	2019 Budget	2019 Budget
Object of Expenditure							
Salaries and Wages							
715.110.001 Salaries/Wages-Regular	716,693	679,266	462,724	550,712	465,714	37,427	5.51%
715.110.002 Salaries/Wages-Overtime	0	0	1,519	306	0	0	0.00%
715.110.003 Salaries/Wages-Extra Svce	0	0	4,514	19,451	43,002	0	0.00%
715.110.006 Sick Pay	0	0	17,154	0	0	0	0.00%
715.110.007 Holiday/Vacation Pay	0	0	73,218	4,481	3,206	0	0.00%
715.110.009 Doctor's Appointments	0	0	229	0	0	0	0.00%
Total Salaries and Wages	716,693	679,266	559,358	574,950	511,922	37,427	5.51%
Benefits							
715.110.030 Pensions	102,530	106,216	75,875	79,326	68,285	-3,686	-3.47%
715.110.031 Other Benefits	81,423	94,598	57,890	68,563	52,935	-13,175	-13.93%
715.110.032 Workers Compensation	23,737	22,354	17,171	17,495	14,526	1,383	6.19%
715.110.033 Employment Insurance	12,006	12,018	8,834	9,399	9,786	-12	-0.10%
715.110.041 Safety Shoes	1,000	875	875	700	700	125	14.29%
Total Benefits	220,696	236,061	160,645	175,483	146,232	-15,365	-6.51%
Equipment Operations							
715.110.050 Equipment Rentals	26,488	21,853	16,252	18,433	25,011	4,635	21.21%
715.110.054 Repairs-equipment	3,000	3,000	814	371	215	0	0.00%
Total Equipment Operations	29,488	24,853	17,066	18,804	25,226	4,635	18.65%
Materials							
715.110.100 Other	2,250	2,250	1,780	0	212	0	0.00%
715.110.104 General Supplies	4,000	4,000	892	996	1,657	0	0.00%
Total Materials	6,250	6,250	2,672	996	1,869	0	0.00%
Contracts							
715.110.211 Contract-Surveys	4,000	4,000	8,395	0	0	0	0.00%
715.110.216 Aerial Mapping & Photog	3,000	3,000	7,500	0	0	0	0.00%
Total Contracts	7,000	7,000	15,895	0	0	0	0.00%
Office and Related Expenses							
715.110.306 Cell Phones	1,320	2,040	901	1,098	1,127	-720	-35.29%
715.110.308 Copying and Prints	500	500	0	3	305	0	0.00%
715.110.312 Books and Publications	250	250	0	0	0	0	0.00%
715.110.314 Software Support	23,100	23,100	463	26,356	18,651	0	0.00%
715.110.323 Internet Charges	720	0	0	0	0	720	0.00%
715.110.330 Equipment/Furniture NTCA	0	0	611	0	0	0	0.00%
Total Office and Related Expenses	25,890	25,890	1,975	27,457	20,083	0	0.00%

City of St Catharines
Municipal Surveys
2020 Operating Budget - Expenditures by Object

	2020 Budget	2019 Budget	2018 Actuals	2017 Actuals	2016 Actuals	\$ Change 2019 Budget	% Change 2019 Budget
Properties							
715.110.351 Replacements - Micros	0	0	0	0	4,156	0	0.00%
715.110.354 Other Equipment	0	0	0	13,850	5,139	0	0.00%
Total Properties	0	0	0	13,850	9,295	0	0.00%
Other Service Charges							
715.110.401 Conferences/Conventions	1,500	1,500	801	458	1,677	0	0.00%
715.110.402 Training	4,000	4,000	0	734	0	0	0.00%
715.110.405 Subscriptions/Memb'ships	4,084	4,270	2,750	2,673	3,239	-186	-4.36%
715.110.420 Legal and Court Costs	4,000	4,000	975	836	1,338	0	0.00%
Total Other Service Charges	13,584	13,770	4,526	4,701	6,254	-186	-1.35%
Total Expenditures	1,019,601	993,090	762,137	816,241	720,881	26,511	2.67%
Revenue							
715.110.835 Sale of Maps/Prints	-250	-450	-125	-418	-124	200	-44.44%
715.110.950 Roads - Allocation	0	-1,000	0	0	0	1,000	-100.00%
715.110.952 Sewer Allocation	-5,566	-25,000	-27,000	-41,000	-27,000	19,434	-77.74%
715.110.953 Waterworks Allocation	-102,713	-109,000	-109,000	-119,000	-133,000	6,287	-5.77%
715.110.970 Encroachment Agreements	-600	-600	-552	-542	0	0	0.00%
Total Revenue	-109,129	-136,050	-136,677	-160,960	-160,124	26,921	-19.79%
Total Net Expenditures	910,472	857,040	625,460	655,281	560,757	53,432	6.23%

City of St Catharines
Engineering
2020 Operating Budget - Expenditures by Object

	2020	2019	2018	2017	2016	\$ Change	% Change
	Budget	Budget	Actuals	Actuals	Actuals	2019 Budget	2019 Budget
Object of Expenditure							
Salaries and Wages							
715.115.001 Salaries/Wages-Regular	990,177	963,201	727,742	774,135	758,515	26,976	2.80%
715.115.002 Salaries/Wages-Overtime	6,001	6,001	5,863	3,882	3,903	0	0.00%
715.115.003 Salaries/Wages-Ext Svce	34,434	33,761	28,529	102,429	51,922	673	1.99%
715.115.006 Sick Pay	0	0	14,363	0	0	0	0.00%
715.115.007 Holiday/Vacation Pay	1,383	1,347	94,731	15,157	3,877	36	2.67%
715.115.009 Doctor's Appointments	0	0	2,082	0	0	0	0.00%
Total Salaries and Wages	1,031,995	1,004,310	873,310	895,603	818,217	27,685	2.76%
Benefits							
715.115.030 Pensions	152,121	144,386	120,760	114,862	112,832	7,735	5.36%
715.115.031 Other Benefits	96,283	97,747	73,492	83,623	71,534	-1,464	-1.50%
715.115.032 Workers Compensation	31,646	31,625	25,965	25,961	22,698	21	0.07%
715.115.033 Employment Insurance	12,891	12,869	10,538	11,500	13,525	22	0.17%
715.115.040 Meal Allowance	0	0	9	0	0	0	0.00%
715.115.041 Safety Shoes	1,925	1,750	1,575	1,575	2,100	175	10.00%
Total Benefits	294,866	288,377	232,339	237,521	222,689	6,489	2.25%
Equipment Operations							
715.115.067 Car Allowance/Mileage	6,500	6,000	5,756	3,651	1,113	500	8.33%
Total Equipment Operations	6,500	6,000	5,756	3,651	1,113	500	8.33%
Materials							
715.115.109 Safety/Protective Equip't	500	500	28	68	0	0	0.00%
715.115.110 Uniform Clothing	990	900	0	205	745	90	10.00%
Total Materials	1,490	1,400	28	273	745	90	6.43%
Office and Related Expenses							
715.115.306 Cell Phones	9,720	8,960	5,385	6,624	5,027	760	8.48%
715.115.310 Office Supplies	100	100	0	0	0	0	0.00%
715.115.312 Books and Publications	1,000	1,000	0	1,075	839	0	0.00%
715.115.314 Computer software	0	0	0	11,143	0	0	0.00%
715.115.330 Equipment/Furniture NTCA	750	750	615	266	621	0	0.00%
Total Office and Related Expenses	11,570	10,810	6,000	19,108	6,487	760	7.03%
Properties							
715.115.351 Replacement-micros	0	0	0	0	9,990	0	0.00%
Total Properties	0	0	0	0	9,990	0	0.00%

City of St Catharines
Engineering
2020 Operating Budget - Expenditures by Object

	2020 Budget	2019 Budget	2018 Actuals	2017 Actuals	2016 Actuals	\$ Change 2019 Budget	% Change 2019 Budget
Other Service Charges							
715.115.401 Conferences/Conventions	6,800	6,600	2,972	4,516	4,353	200	3.03%
715.115.402 Training	14,900	12,950	-10,567	26,008	7,550	1,950	15.06%
715.115.405 Subscriptions/Memb'ships	7,360	6,620	4,393	3,645	4,330	740	11.18%
715.115.417 Study/Consulting Fees	15,000	15,000	9,933	9,931	10,700	0	0.00%
Total Other Service Charges	44,060	41,170	6,731	44,100	26,933	2,890	7.02%
Total Expenditures	1,390,481	1,352,067	1,124,164	1,200,256	1,086,174	38,414	2.84%
Revenue							
715.115.819 Inspection	-2,370	-2,370	-6,296	-14,354	-4,935	0	0.00%
715.115.950 Charg'ble Water Oper'ns	-395,000	-304,000	-236,682	-236,000	-229,000	-91,000	29.93%
715.115.951 Recovery-Bridge Program	-3,000	-3,000	-3,000	-3,000	-3,000	0	0.00%
715.115.952 Recovery-Roads Program	-110,000	-110,000	-117,000	-59,000	-34,000	0	0.00%
715.115.953 Recov'y-Sanitary/Comb'd	-327,000	-304,000	-236,682	-236,000	-229,000	-23,000	7.57%
715.115.954 Recovery-Sidewalks	-7,000	-7,000	-7,000	-5,000	-6,000	0	0.00%
Total Revenue	-844,370	-730,370	-606,660	-553,354	-505,935	-114,000	15.61%
Total Net Expenditures	546,111	621,697	517,504	646,902	580,239	-75,586	-12.16%

City of St Catharines
Construction Inspection
2020 Operating Budget - Expenditures by Object

	2020	2019	2018	2017	2016	\$ Change	% Change
	Budget	Budget	Actuals	Actuals	Actuals	2019 Budget	2019 Budget
Object of Expenditure							
Salaries and Wages							
715.120.001 Salaries/Wages-Regular	326,117	320,823	252,909	302,118	302,793	5,294	1.65%
715.120.002 Salaries/Wages-Overtime	31,002	31,002	42,240	27,846	20,159	0	0.00%
715.120.003 Salaries/Wages-Ext Svce	11,921	11,688	8,397	9,856	9,168	233	1.99%
715.120.006 Sick Pay	0	0	8,345	0	0	0	0.00%
715.120.007 Holiday/Vacation Pay	479	466	45,410	4,776	600	13	2.79%
715.120.009 Doctor's Appointments	0	0	373	0	0	0	0.00%
Total Salaries and Wages	369,519	363,979	357,674	344,596	332,720	5,540	1.52%
Benefits							
715.120.030 Pensions	50,880	47,705	44,153	43,680	43,092	3,175	6.66%
715.120.031 Other Benefits	38,945	37,408	31,156	27,640	26,780	1,537	4.11%
715.120.032 Workers Compensation	12,323	12,530	11,318	10,939	9,712	-207	-1.65%
715.120.033 Employment Insurance	5,098	5,102	4,576	4,502	5,212	-4	-0.08%
715.120.040 Meal Allowance	1,101	1,101	611	759	546	0	0.00%
715.120.041 Safety Shoes	800	700	700	700	700	100	14.29%
Total Benefits	109,147	104,546	92,514	88,220	86,042	4,601	4.40%
Equipment Operations							
715.120.067 Car Allowance/Mileage	22,500	22,000	21,485	23,779	19,722	500	2.27%
Total Equipment Operations	22,500	22,000	21,485	23,779	19,722	500	2.27%
Materials							
715.120.104 General Supplies	1,100	1,100	973	-683	1,013	0	0.00%
715.120.109 Safety/Protective Equipm'	150	150	43	0	0	0	0.00%
715.120.110 Uniform Clothing	900	900	344	515	649	0	0.00%
Total Materials	2,150	2,150	1,360	-168	1,662	0	0.00%
Office and Related Expenses							
715.120.306 Cellular Phones	5,240	5,240	3,739	3,913	3,913	0	0.00%
715.120.307 Printing	200	0	111	8	0	200	0.00%
715.120.312 Books and Publications	150	150	0	0	202	0	0.00%
715.120.314 Software	10,000	10,000	0	0	0	0	0.00%
Total Office and Related Expenses	15,590	15,390	3,850	3,921	4,115	200	1.30%
Properties							
715.120.351 Computer hardware	0	0	0	0	6,400	0	0.00%
Total Properties	0	0	0	0	6,400	0	0.00%

City of St Catharines
Construction Inspection
2020 Operating Budget - Expenditures by Object

	2020 Budget	2019 Budget	2018 Actuals	2017 Actuals	2016 Actuals	\$ Change 2019 Budget	% Change 2019 Budget
Other Service Charges							
715.120.402 Training	15,900	15,900	4,388	3,898	6,878	0	0.00%
715.120.405 Subscriptions/Memb'ships	1,710	1,710	1,032	768	1,077	0	0.00%
Total Other Service Charges	17,610	17,610	5,420	4,666	7,955	0	0.00%
Total Expenditures	536,516	525,675	482,303	465,014	458,616	10,841	2.06%
Revenue							
715.120.819 Wages Allocated	-327,000	-321,000	-337,430	-369,313	-301,587	-6,000	1.87%
Total Revenue	-327,000	-321,000	-337,430	-369,313	-301,587	-6,000	1.87%
Total Net Expenditures	209,516	204,675	144,873	95,701	157,029	4,841	2.37%

City of St Catharines
Development Coordination
2020 Operating Budget - Expenditures by Object

	2020	2019	2018	2017	2016	\$ Change	% Change
	Budget	Budget	Actuals	Actuals	Actuals	2019 Budget	2019 Budget
Object of Expenditure							
Salaries and Wages							
715.125.001 Salaries/Wages-Regular	319,360	282,979	244,103	256,107	218,718	36,381	12.86%
715.125.002 Salaries/Wages-Overtime	0	0	2,498	442	42	0	0.00%
715.125.003 Salaries/Wages-Extra Svce	0	0	0	0	26,457	0	0.00%
715.125.006 Sick Pay	0	0	1,124	0	0	0	0.00%
715.125.007 Holiday/Vacation Pay	0	0	30,296	849	1,971	0	0.00%
715.125.009 Doctor's Appointments	0	0	468	0	0	0	0.00%
715.125.012 Allocation-administration	0	0	0	17,670	17,290	0	0.00%
Total Salaries and Wages	319,360	282,979	278,489	275,068	264,478	36,381	12.86%
Benefits							
715.125.030 Pensions	33,278	32,074	28,367	36,293	31,546	1,204	3.75%
715.125.031 Other Benefits	23,392	24,259	18,447	18,626	18,620	-867	-3.57%
715.125.032 Workers Compensation	9,064	9,141	8,326	7,324	6,629	-77	-0.84%
715.125.033 Employment Insurance	3,907	3,906	3,524	3,196	4,095	1	0.03%
715.125.041 Safety Shoes	600	525	525	700	350	75	14.29%
Total Benefits	70,241	69,905	59,189	66,139	61,240	336	0.48%
Equipment Operations							
715.125.067 Car Allowance/Mileage	2,500	200	2,218	2,643	89	2,300	1,150.00%
Total Equipment Operations	2,500	200	2,218	2,643	89	2,300	1,150.00%
Materials							
715.125.102 Small Tools & Equipment	0	0	0	127	0	0	0.00%
715.125.110 Uniform Clothing	300	250	231	158	0	50	20.00%
Total Materials	300	250	231	285	0	50	20.00%
Office and Related Expenses							
715.125.306 Cellular Phones	2,100	2,100	1,827	2,361	2,030	0	0.00%
715.125.330 Equipment/Furniture NTCA	0	500	0	0	436	-500	-100.00%
Total Office and Related Expenses	2,100	2,600	1,827	2,361	2,466	-500	-19.23%
Other Service Charges							
715.125.400 Travelling	2,900	2,400	720	1,375	45	500	20.83%
715.125.401 Conferences/conventions	1,000	1,000	100	855	1,344	0	0.00%
715.125.402 Training	3,135	3,000	2,157	3,393	372	135	4.50%
715.125.405 Subscriptions/Memb'ships	2,085	2,255	2,314	1,515	3,513	-170	-7.54%
Total Other Service Charges	9,120	8,655	5,291	7,138	5,274	465	5.37%

City of St Catharines
Development Coordination
2020 Operating Budget - Expenditures by Object

	2020 Budget	2019 Budget	2018 Actuals	2017 Actuals	2016 Actuals	\$ Change 2019 Budget	% Change 2019 Budget
Total Expenditures	403,621	364,589	347,245	353,634	333,547	39,032	10.71%
Revenue							
715.125.950 Alloc-Water Operations	0	0	0	-14,918	-14,776	0	0.00%
Total Revenue	0	0	0	-14,918	-14,776	0	0.00%
Total Net Expenditures	403,621	364,589	347,245	338,716	318,771	39,032	10.71%

City of St Catharines
Works, Building, Yards
2020 Operating Budget - Expenditures by Object

	2020 Budget	2019 Budget	2018 Actuals	2017 Actuals	2016 Actuals	\$ Change 2019 Budget	% Change 2019 Budget
Object of Expenditure							
Salaries and Wages							
715.130.001 Salaries/Wages-Regular	136,310	134,180	119,901	112,431	85,229	2,130	1.59%
715.130.002 Salaries/Wages-Overtime	0	0	350	1,803	81	0	0.00%
715.130.003 Salaries/Wages - Extra	0	0	9,110	0	0	0	0.00%
715.130.008 Modified Work Program	0	0	207	32,341	39,649	0	0.00%
Total Salaries and Wages	136,310	134,180	129,568	146,575	124,959	2,130	1.59%
Benefits							
715.130.030 Pensions	17,606	17,464	14,818	41	0	142	0.81%
715.130.031 Other Benefits	21,093	21,644	15,949	27	0	-551	-2.55%
715.130.032 Workers Compensation	3,898	4,142	4,153	13	0	-244	-5.89%
715.130.033 Employment Insurance	2,408	2,590	2,248	9	0	-182	-7.03%
Total Benefits	45,005	45,840	37,168	90	0	-835	-1.82%
Equipment Operations							
715.130.050 Rentals	110,210	110,210	108,094	119,183	88,274	0	0.00%
Total Equipment Operations	110,210	110,210	108,094	119,183	88,274	0	0.00%
Materials							
715.130.101 Construction-General	3,340	3,340	2,087	1,192	1,601	0	0.00%
715.130.102 Small Tools/Equipment	0	0	33	1	192	0	0.00%
Total Materials	3,340	3,340	2,120	1,193	1,793	0	0.00%
Contracts							
715.130.200 Contracts-miscellaneous	56,000	56,000	94,001	79,338	39,990	0	0.00%
Total Contracts	56,000	56,000	94,001	79,338	39,990	0	0.00%
Total Expenditures	350,865	349,570	370,951	346,379	255,016	1,295	0.37%
Total Net Expenditures	350,865	349,570	370,951	346,379	255,016	1,295	0.37%

City of St Catharines

Tools

2020 Operating Budget - Expenditures by Object

	2020 Budget	2019 Budget	2018 Actuals	2017 Actuals	2016 Actuals	\$ Change 2019 Budget	% Change 2019 Budget
Object of Expenditure							
Salaries and Wages							
715.135.001 Salaries/Wages Regular	0	0	9,359	1,490	751	0	0.00%
715.135.002 Salaries/Wages - Overtime	0	0	37	0	0	0	0.00%
715.135.008 Modified Work Program	16,815	16,485	3,558	16,509	14,003	330	2.00%
Total Salaries and Wages	16,815	16,485	12,954	17,999	14,754	330	2.00%
Benefits							
715.135.030 Pensions	2,172	2,146	1,795	0	0	26	1.21%
715.135.031 Other Benefits	2,827	2,659	1,869	0	0	168	6.32%
715.135.032 Workers Compensation	481	509	463	0	0	-28	-5.50%
715.135.033 Employment Insurance	297	318	304	0	0	-21	-6.60%
Total Benefits	5,777	5,632	4,431	0	0	145	2.57%
Equipment Operations							
715.135.050 Rentals	200	200	0	0	146	0	0.00%
715.135.054 Repairs-equipment	100	100	0	0	0	0	0.00%
Total Equipment Operations	300	300	0	0	146	0	0.00%
Materials							
715.135.101 Construction-general	200	200	0	0	0	0	0.00%
715.135.102 Small Tools/Equipment	200	200	3	0	182	0	0.00%
Total Materials	400	400	3	0	182	0	0.00%
Building and Maintenance							
715.135.173 Insurance-Tools/Equipt	0	0	0	0	2,833	0	0.00%
Total Building and Maintenance	0	0	0	0	2,833	0	0.00%
Total Expenditures	23,292	22,817	17,388	17,999	17,915	475	2.08%
Total Net Expenditures	23,292	22,817	17,388	17,999	17,915	475	2.08%

City of St Catharines
New Equipment
2020 Operating Budget - Expenditures by Object

Object of Expenditure	2020 Budget	2019 Budget	2018 Actuals	2017 Actuals	2016 Actuals	\$ Change 2019 Budget	% Change 2019 Budget
Properties							
715.200.000 Transfer to Eq't Reserve	550,000	550,000	248,000	0	410,000	0	0.00%
Total Properties	550,000	550,000	248,000	0	410,000	0	0.00%
Total Expenditures	550,000	550,000	248,000	0	410,000	0	0.00%
Total Net Expenditures	550,000	550,000	248,000	0	410,000	0	0.00%

City of St Catharines
Equipment Servicing
2020 Operating Budget - Expenditures by Object

	2020 Budget	2019 Budget	2018 Actuals	2017 Actuals	2016 Actuals	\$ Change 2019 Budget	% Change 2019 Budget
Object of Expenditure							
Salaries and Wages							
715.205.001 Salaries/Wages-Regular	132,150	130,980	99,629	116,096	144,332	1,170	0.89%
715.205.002 Salaries/Wages-Overtime	6,750	6,692	3,098	1,740	1,252	58	0.87%
715.205.003 Salary/Wages - Extra	0	0	14,459	8	0	0	0.00%
715.205.008 Modified Work Program	0	0	0	463	2,942	0	0.00%
Total Salaries and Wages	138,900	137,672	117,186	118,307	148,526	1,228	0.89%
Benefits							
715.205.030 Pensions	19,958	17,205	15,146	119	0	2,753	16.00%
715.205.031 Other Benefits	23,780	21,485	16,513	110	0	2,295	10.68%
715.205.032 Workers Compensation	3,992	4,257	3,771	38	0	-265	-6.23%
715.205.033 Employment Insurance	2,474	2,669	2,172	25	0	-195	-7.31%
Total Benefits	50,204	45,616	37,602	292	0	4,588	10.06%
Equipment Operations							
715.205.050 Rentals	1,360	1,360	1,072	1,031	1,058	0	0.00%
Total Equipment Operations	1,360	1,360	1,072	1,031	1,058	0	0.00%
Materials							
715.205.102 Small Tools/Equipment	500	500	241	1,195	1,214	0	0.00%
Total Materials	500	500	241	1,195	1,214	0	0.00%
Total Expenditures	190,964	185,148	156,101	120,825	150,798	5,816	3.14%
Total Net Expenditures	190,964	185,148	156,101	120,825	150,798	5,816	3.14%

City of St Catharines
Operating Surplus Equipment
2020 Operating Budget - Expenditures by Object

Object of Expenditure	2020 Budget	2019 Budget	2018 Actuals	2017 Actuals	2016 Actuals	\$ Change 2019 Budget	% Change 2019 Budget
Equipment Operations							
715.209.064 Insurance-Motor Vehicles	0	0	63,459	0	0	0	0.00%
715.209.069 Equipment Reserve Alloc'n	0	0	0	248,000	0	0	0.00%
Total Equipment Operations	0	0	63,459	248,000	0	0	0.00%
Properties							
715.209.353 Motor Vehicles	0	0	697,912	497,302	0	0	0.00%
715.210.000 Equipt-Operating Surplus	-565,000	-445,832	-490,905	-515,242	-513,086	-119,168	26.73%
Total Properties	-565,000	-445,832	207,007	-17,940	-513,086	-119,168	26.73%
Other Service Charges							
715.209.448 Transfer to Reserve	0	0	23,557	47,977	0	0	0.00%
715.209.450 Miscellaneous Expense	0	0	1,946	0	0	0	0.00%
Total Other Service Charges	0	0	25,503	47,977	0	0	0.00%
Total Expenditures	-565,000	-445,832	295,969	278,037	-513,086	-119,168	26.73%
Revenue							
715.209.836 Obsolete Vehicle Sales	0	0	-25,503	-47,977	0	0	0.00%
715.209.900 Transfer from Reserve	0	-302,000	-697,912	-497,302	0	302,000	-100.00%
Total Revenue	0	-302,000	-723,415	-545,279	0	302,000	-100.00%
Total Net Expenditures	-565,000	-747,832	-427,446	-267,242	-513,086	182,832	-24.45%

City of St. Catharines
2020 Operating Budget - Expenditure by Department, Board or Committee

	2020	2019	2018	2017	2016	\$ Change	% Change
	Budget	Budget	Actuals	Actuals	Actuals	2019 Budget	2019 Budget
Community, Recreation and Culture Services							
Port Dalhousie Seniors Centre	41,000	41,155	33,085	37,544	40,648	-155	-0.38%
Dunlop Drive Seniors Centre	47,345	56,380	54,375	39,088	37,686	-9,035	-16.03%
West St Catharines Senior Centre	63,316	65,878	59,423	36,386	35,718	-2,562	-3.89%
CRCS Administration	1,506,558	1,396,216	880,623	989,327	918,545	110,342	7.90%
Memorial Forest	0	0	0	0	0	0	0.00%
Recreation Overhead	1,046,858	1,006,187	949,861	947,550	725,883	40,671	4.04%
Special Events	51,532	44,757	41,390	59,206	45,135	6,775	15.14%
SCCIP	4,000	7,087	4,988	0	0	-3,087	-43.56%
Culture	273,899	268,756	181,339	212,787	232,072	5,143	1.91%
Swimming Pools and Beaches	449,761	413,370	409,794	453,434	324,123	36,391	8.80%
Kiwanis Aquatic Centre	1,675,505	1,636,279	1,565,935	1,349,159	1,367,043	39,226	2.40%
Port Weller Centre	49,258	47,461	63,823	28,630	56,216	1,797	3.79%
Russell Ave Community Centre	167,081	150,302	182,498	113,700	125,539	16,779	11.16%
Carousel	122,722	110,024	77,590	103,152	125,598	12,698	11.54%
Port Dalhousie Harbour	-59,683	-55,219	-39,280	-45,551	-70,426	-4,464	8.08%
Harriet Tubman Programming	-9,250	-9,250	-1,739	17,595	0	0	0.00%
Municipal Golf Course	307,233	302,271	295,041	220,188	224,762	4,962	1.64%
Concessions	-17,158	-16,770	-17,162	-16,494	-18,162	-388	2.31%
Grantham Lions/Optimist	29,593	29,593	29,289	29,550	27,696	0	0.00%
Greening/Naturalization program	38,000	38,000	38,073	38,000	37,999	0	0.00%
Welland Canal Centre Gift Shop	-78,300	-78,300	-63,549	-64,019	-73,963	0	0.00%
Museum	714,602	684,246	473,007	554,393	497,771	30,356	4.44%
Welland Canal Centre	619,126	592,350	668,490	549,042	649,902	26,776	4.52%
Morningstar Mill	111,291	108,446	88,758	100,264	93,253	2,845	2.62%
Festivals	5,339	0	0	0	0	5,339	0.00%
Events/Market Operations	99,026	99,073	57,102	81,668	76,922	-47	-0.05%
Grape and Wine Festival	38,000	38,000	42,537	32,076	36,893	0	0.00%
Labour Day Parade	7,200	7,200	8,688	7,188	6,181	0	0.00%
Total Community, Recreation and Culture Services	7,303,854	6,983,492	6,083,979	5,873,666	5,524,429	320,362	4.59%

EXPENDITURE ACCOUNT	2020 BUDGET
750.512 <u>CULTURE</u>	
118 - INDOOR ART EXHIBITS (2019 -\$8,402)	
CITY HALL - JURIED SHOW	\$4,502
CITY HALL - PARTNER SHOW	792
FOPAC - JOY WILLIAMS LOBBY	963
CENTENNIAL GARDENS	2,350
	<u>\$8,607</u>
135 - <u>COMMUNITY DEVELOPMENT</u> (2019 - \$22,412)	
ARTS AWARDS	\$18,912
cNIAGARA	3,500
Note: Arts Awards to be partially funded through Civic Project Fund in 2020.	<u>\$22,412</u>
750.511 <u>SCCIP</u>	
135 - Community Development Funding (2019: \$339,587)	\$ 400,000
845 - Art Development Fund Revenue (2019: -\$332,500) (\$295,000 from Civic Project Fund)	<u>-396,000</u>
	<u>4,000</u>
750.515 <u>POOLS AND BEACHES</u>	
102 - <u>SMALL TOOLS AND EQUIPMENT</u> (2019 - \$9,700)	
PUMP/FILTER ROOM REPAIRS	\$5,000
AED REPLACEMENT-LION DUNC SCHOOLEY POOL	1,750
MAINTENANCE HAND TOOLS	1,000
VACUUM, POLES AND EQUIPMENT	500
SAFE SWIMMING INITIATIVE-LAKESIDE PARK BEACH	12,850
	<u>\$21,100</u>
750.518 <u>KIWANIS AQUATIC CENTRE</u>	
102 - <u>SMALL TOOLS AND EQUIPMENT</u> (2019 - \$3,000)	
VARIOUS SMALL TOOLS AND EQUIPMENT	\$1,000
PUMP ROOM FILTER ANNUAL MAINTENANCE	2,000
AED REPLACEMENT (3)	5,250
	<u>\$8,250</u>
330 - <u>FURNITURE NTCA</u> (2019- \$2,400)	\$2,400
750.540 <u>PORT WELLER COMMUNITY CENTRE</u>	
356 - <u>IMPROVEMENTS-TCA</u> (2019 - \$40,000)	<u>\$0</u>
750.545 <u>RUSSELL AVENUE COMMUNITY CENTRE</u>	
102 - <u>SMALL TOOLS AND EQUIPMENT</u> (2019 - \$2,600)	
REPLACEMENT TABLE AND CHAIRS	<u>\$1,000</u>

EXPENDITURE ACCOUNT	2020 BUDGET
752.105 MUSEUM	
<u>118 - SPECIAL EXHIBITS (2019 - \$26,000)</u>	
INTERPRETIVE PLAN, IMPLEMENTATION - PHASE 4	\$12,000
INTERPRETIVE PLAN, IMPLEMENTATION - PHASE 5	14,000
Note: Partially funded through Civic Project Fund (CPF) in 2019 (Not funded through CPF in 2020)	
	<u>\$26,000</u>
752.120 WELLAND CANAL CENTRE	
<u>180 - IMPROVEMENTS - NON TCA (2019 - \$2,000)</u>	<u>\$0</u>
752.129 135 - FESTIVALS (2019 - \$116,100)	
NIAGARA WINE FESTIVAL	\$55,000
NIAGARA WINE FESTIVAL - IN KIND	\$7,300
FOLK ARTS COUNCIL	41,000
FOLK ARTS - IN KIND	4,639
FESTIVAL AND EVENTS PROGRAM	13,500
900 FUNDING FROM CIVIC PROJECT FUND	-116,100
	<u>\$5,339</u>

City of St Catharines
Port Dalhousie Seniors Centre
2020 Operating Budget - Expenditures by Object

	2020	2019	2018	2017	2016	\$ Change	% Change
	Budget	Budget	Actuals	Actuals	Actuals	2019 Budget	2019 Budget
Object of Expenditure							
Salaries and Wages							
745.100.001 Salaries/Wages - Regular	28,194	27,709	21,895	0	0	485	1.75%
745.100.003 Salaries/Wages-Ext Svce	20,241	19,838	20,489	15,725	16,098	403	2.03%
745.100.007 Holiday/Vacation Pay	806	1,597	1,433	2,754	2,759	-791	-49.53%
745.100.012 Allocation-Prog Super	0	0	0	24,743	21,454	0	0.00%
Total Salaries and Wages	49,241	49,144	43,817	43,222	40,311	97	0.20%
Benefits							
745.100.030 Pensions	5,300	5,138	4,439	3,943	2,643	162	3.15%
745.100.031 Other Benefits	4,246	4,102	3,328	1,056	1,061	144	3.51%
745.100.032 Workers Compensation	1,643	1,599	1,410	1,651	1,567	44	2.75%
745.100.033 Employment Insurance	1,043	1,045	972	1,235	1,432	-2	-0.19%
Total Benefits	12,232	11,884	10,149	7,885	6,703	348	2.93%
Equipment Operations							
745.100.053 Service Contracts	1,578	1,477	1,217	1,428	1,078	101	6.84%
745.100.054 Repairs - Equipment	475	475	51	308	74	0	0.00%
Total Equipment Operations	2,053	1,952	1,268	1,736	1,152	101	5.17%
Materials							
745.100.102 Small Tools/Equipment	0	0	0	0	527	0	0.00%
745.100.104 General Supplies	1,000	1,000	807	987	900	0	0.00%
745.100.110 Uniform Clothing	150	150	155	158	149	0	0.00%
Total Materials	1,150	1,150	962	1,145	1,576	0	0.00%
Building and Maintenance							
745.100.150 Cleaning/custodian	5,200	5,200	6,002	5,014	5,356	0	0.00%
745.100.152 Gen Bldg Mntce Supplies	615	500	430	309	588	115	23.00%
745.100.162 Repairs	7,704	7,605	5,376	5,507	11,271	99	1.30%
745.100.163 Heat,Light,Power,Water	8,475	9,500	7,070	7,430	6,716	-1,025	-10.79%
745.100.173 Insurance-Bldg/Contents	610	500	594	1,539	2,189	110	22.00%
Total Building and Maintenance	22,604	23,305	19,472	19,799	26,120	-701	-3.01%
Contracts							
745.100.229 Instructor Fees	1,200	1,200	465	0	0	0	0.00%
745.100.235 Garbage/Pest Control	50	50	0	0	0	0	0.00%
Total Contracts	1,250	1,250	465	0	0	0	0.00%
Office and Related Expenses							
745.100.307 Printing	120	120	147	185	34	0	0.00%
Total Office and Related Expenses	120	120	147	185	34	0	0.00%

City of St Catharines
Port Dalhousie Seniors Centre
2020 Operating Budget - Expenditures by Object

	2020 Budget	2019 Budget	2018 Actuals	2017 Actuals	2016 Actuals	\$ Change 2019 Budget	% Change 2019 Budget
Properties							
745.100.351 Replacement - Micros	0	0	0	0	1,204	0	0.00%
745.100.354 Other Equipment	0	0	8,807	13,118	8,315	0	0.00%
Total Properties	0	0	8,807	13,118	9,519	0	0.00%
Total Expenditures							
	88,650	88,805	85,087	87,090	85,415	-155	-0.17%
Revenue							
745.100.801 Provincial Grant	-41,850	-41,850	-46,578	-45,010	-40,207	0	0.00%
745.100.830 Memberships	-4,500	-4,500	-4,684	-4,443	-4,429	0	0.00%
745.100.832 Casual Rentals	-100	-100	-174	-93	-130	0	0.00%
745.100.858 Registration Fees	-1,200	-1,200	-566	0	0	0	0.00%
Total Revenue	-47,650	-47,650	-52,002	-49,546	-44,766	0	0.00%
Total Net Expenditures	41,000	41,155	33,085	37,544	40,649	-155	-0.38%

City of St Catharines
Dunlop Drive Seniors Centre
2020 Operating Budget - Expenditures by Object

	2020	2019	2018	2017	2016	\$ Change	% Change
Object of Expenditure	Budget	Budget	Actuals	Actuals	Actuals	2019 Budget	2019 Budget
Salaries and Wages							
745.105.001 Salaries/Wages-Regular	0	0	291	0	0	0	0.00%
745.105.003 Salaries/Wages-Ext Svce	53,935	52,861	54,594	44,693	43,208	1,074	2.03%
745.105.007 Holiday/Vacation Pay	2,148	4,268	3,586	3,262	3,024	-2,120	-49.67%
Total Salaries and Wages	56,083	57,129	58,471	47,955	46,232	-1,046	-1.83%
Benefits							
745.105.030 Pensions	3,723	4,287	3,815	3,793	3,829	-564	-13.16%
745.105.031 Other Benefits	1,380	1,031	1,077	674	648	349	33.85%
745.105.032 Workers Compensation	1,699	1,692	1,867	1,054	957	7	0.41%
745.105.033 Employment Insurance	1,109	1,117	1,355	789	875	-8	-0.72%
Total Benefits	7,911	8,127	8,114	6,310	6,309	-216	-2.66%
Equipment Operations							
745.105.053 Service Contracts	3,268	3,145	2,536	3,021	2,767	123	3.91%
745.105.054 Repairs - Equipment	550	550	596	553	575	0	0.00%
Total Equipment Operations	3,818	3,695	3,132	3,574	3,342	123	3.33%
Materials							
745.105.104 General Supplies	1,750	1,750	1,854	1,848	1,761	0	0.00%
745.105.110 Uniforms	300	300	291	258	295	0	0.00%
Total Materials	2,050	2,050	2,145	2,106	2,056	0	0.00%
Building and Maintenance							
745.105.150 Cleaning/Custodian	19,500	19,500	19,652	19,917	19,459	0	0.00%
745.105.152 Gen Bldg Mtncce Supplies	1,558	1,500	1,826	1,779	1,227	58	3.87%
745.105.162 Repairs	12,840	12,674	15,160	6,700	7,712	166	1.31%
745.105.163 Heat,Light,Power,Water	24,950	28,950	22,130	24,070	25,482	-4,000	-13.82%
745.105.173 Insurance-Bldg/Contents	1,990	1,030	1,937	972	439	960	93.20%
745.105.180 Improvements-Non TCA	0	2,000	0	0	0	-2,000	-100.00%
Total Building and Maintenance	60,838	65,654	60,705	53,438	54,319	-4,816	-7.34%
Contracts							
745.105.229 Instructor Fees	2,500	2,500	3,600	1,964	2,986	0	0.00%
745.105.235 Garbage/Pest Control	975	975	927	1,015	897	0	0.00%
Total Contracts	3,475	3,475	4,527	2,979	3,883	0	0.00%
Office and Related Expenses							
745.105.307 Printing	470	350	704	262	247	120	34.29%
745.105.323 Internet Charges	400	300	480	-293	773	100	33.33%
Total Office and Related Expenses	870	650	1,184	-31	1,020	220	33.85%

City of St Catharines
Dunlop Drive Seniors Centre
2020 Operating Budget - Expenditures by Object

	2020 Budget	2019 Budget	2018 Actuals	2017 Actuals	2016 Actuals	\$ Change 2019 Budget	% Change 2019 Budget
Properties							
745.105.351 Replacement-Micros	0	0	0	0	1,204	0	0.00%
745.105.354 Other Equipment	0	0	11,185	14,454	8,765	0	0.00%
Total Properties	0	0	11,185	14,454	9,969	0	0.00%
Total Expenditures							
	135,045	140,780	149,463	130,785	127,130	-5,735	-4.07%
Revenue							
745.105.801 Provincial Grant	-45,000	-42,700	-52,060	-57,154	-51,465	-2,300	5.39%
745.105.830 Memberships	-30,000	-30,000	-25,597	-21,926	-25,795	0	0.00%
745.105.832 Casual Rentals	-10,000	-9,000	-14,198	-10,153	-8,275	-1,000	11.11%
745.105.850 Advertising Revenue	0	0	0	-102	-1,200	0	0.00%
745.105.858 Registration Fees	-2,700	-2,700	-3,233	-2,363	-2,709	0	0.00%
Total Revenue	-87,700	-84,400	-95,088	-91,698	-89,444	-3,300	3.91%
Total Net Expenditures							
	47,345	56,380	54,375	39,087	37,686	-9,035	-16.03%

City of St Catharines
West St Catharines Senior Centre
2020 Operating Budget - Expenditures by Object

	2020	2019	2018	2017	2016	\$ Change	% Change
	Budget	Budget	Actuals	Actuals	Actuals	2019 Budget	2019 Budget
Object of Expenditure							
Salaries and Wages							
745.110.001 Salaries/Wages - Regular	28,194	27,709	22,126	0	0	485	1.75%
745.110.003 Salaries/Wages-Ext Svce	42,101	41,263	39,653	34,613	33,240	838	2.03%
745.110.007 Holiday/Vacation Pay	1,676	3,321	3,001	1,408	1,361	-1,645	-49.53%
745.110.012 Allocation-Prog Super	0	0	0	24,743	21,454	0	0.00%
Total Salaries and Wages	71,971	72,293	64,780	60,764	56,055	-322	-0.45%
Benefits							
745.110.030 Pensions	6,328	6,114	5,856	0	1	214	3.50%
745.110.031 Other Benefits	4,683	4,530	3,674	0	9	153	3.38%
745.110.032 Workers Compensation	2,332	2,284	2,107	0	14	48	2.10%
745.110.033 Employment Insurance	1,492	1,498	1,476	0	13	-6	-0.40%
Total Benefits	14,835	14,426	13,113	0	37	409	2.84%
Equipment Operations							
745.110.053 Service Contracts	2,636	2,559	2,228	2,257	2,640	77	3.01%
745.110.054 Equipment Repairs	475	475	388	1,080	0	0	0.00%
745.110.067 Car Allowance/Mileage	0	0	147	0	0	0	0.00%
Total Equipment Operations	3,111	3,034	2,763	3,337	2,640	77	2.54%
Materials							
745.110.102 Small Tools/Equipment	0	0	0	0	108	0	0.00%
745.110.104 General Supplies	1,300	1,300	1,573	973	927	0	0.00%
745.110.110 Uniform Clothing	300	300	293	301	285	0	0.00%
Total Materials	1,600	1,600	1,866	1,274	1,320	0	0.00%
Building and Maintenance							
745.110.150 Cleaning/Custodian	6,402	6,402	6,660	4,835	4,856	0	0.00%
745.110.152 Gen Bldg Mntce Supplies	1,246	1,000	461	607	714	246	24.60%
745.110.162 Repairs	6,420	6,337	9,036	4,055	7,753	83	1.31%
745.110.163 Heat,Light,Power,Water	8,127	8,693	7,244	7,742	7,257	-566	-6.51%
745.110.173 Insurance-Bldg/Contents	544	633	529	524	586	-89	-14.06%
Total Building and Maintenance	22,739	23,065	23,930	17,763	21,166	-326	-1.41%
Contracts							
745.110.229 Instructor Fees	6,000	6,000	7,357	7,473	4,586	0	0.00%
745.110.235 Garbage/Pest Control	100	100	0	0	0	0	0.00%
Total Contracts	6,100	6,100	7,357	7,473	4,586	0	0.00%
Office and Related Expenses							
745.110.307 Printing	160	160	50	69	73	0	0.00%
745.110.323 Internet Charges	700	700	795	271	695	0	0.00%
Total Office and Related Expenses	860	860	845	340	768	0	0.00%

City of St Catharines
West St Catharines Senior Centre
2020 Operating Budget - Expenditures by Object

	2020 Budget	2019 Budget	2018 Actuals	2017 Actuals	2016 Actuals	\$ Change 2019 Budget	% Change 2019 Budget
Properties							
745.110.351 Replacement-Micros	0	0	0	0	1,204	0	0.00%
745.110.354 Other Equipment	0	0	8,539	13,246	8,575	0	0.00%
Total Properties	0	0	8,539	13,246	9,779	0	0.00%
Total Expenditures	121,216	121,378	123,193	104,197	96,351	-162	-0.13%
Revenue							
745.110.801 Provincial Grant	-45,000	-42,700	-51,239	-54,825	-49,460	-2,300	5.39%
745.110.830 Memberships	-6,500	-6,500	-5,489	-6,494	-4,918	0	0.00%
745.110.832 Casual Rentals	-600	-600	-910	-619	-727	0	0.00%
745.110.858 Registration Fees	-5,800	-5,700	-6,132	-5,873	-5,527	-100	1.75%
Total Revenue	-57,900	-55,500	-63,770	-67,811	-60,632	-2,400	4.32%
Total Net Expenditures	63,316	65,878	59,423	36,386	35,719	-2,562	-3.89%

City of St Catharines
CRCS Administration
2020 Operating Budget - Expenditures by Object

	2020	2019	2018	2017	2016	\$ Change	% Change
	Budget	Budget	Actuals	Actuals	Actuals	2019 Budget	2019 Budget
Object of Expenditure							
Salaries and Wages							
750.100.001 Salaries/Wages-Regular	943,316	940,092	424,596	486,803	445,419	3,224	0.34%
750.100.002 Salaries/Wages-Overtime	499	499	5,453	2,573	3,118	0	0.00%
750.100.003 Salaries/Wages-Ext Svce	49,617	9,420	62,184	79,560	49,700	40,197	426.72%
750.100.006 Sick Pay	0	0	5,773	502	0	0	0.00%
750.100.007 Holiday/Vacation Pay	1,979	378	66,819	6,251	2,965	1,601	423.54%
750.100.009 Doctor's Appointments	0	0	1,948	24	0	0	0.00%
750.100.012 Allocation-Operations	0	0	0	115,726	113,113	0	0.00%
Total Salaries and Wages	995,411	950,389	566,773	691,439	614,315	45,022	4.74%
Benefits							
750.100.030 Pensions	147,169	143,660	74,093	76,029	66,355	3,509	2.44%
750.100.031 Other Benefits	114,243	122,348	81,865	79,344	64,378	-8,105	-6.62%
750.100.032 Workers Compensation	32,624	29,597	18,022	15,923	13,790	3,027	10.23%
750.100.033 Employment Insurance	17,220	14,862	7,071	9,299	10,789	2,358	15.87%
750.100.040 Meal Allowance	0	0	0	9	0	0	0.00%
750.100.041 Safety Shoes	1,200	175	175	175	175	1,025	585.71%
Total Benefits	312,456	310,642	181,226	180,779	155,487	1,814	0.58%
Equipment Operations							
750.100.053 Service Contracts	5,000	2,611	5,070	5,806	3,429	2,389	91.50%
750.100.054 Repairs-equipment	0	0	83	329	0	0	0.00%
750.100.067 Car Allowance/Mileage	3,000	3,000	2,093	3,188	1,274	0	0.00%
Total Equipment Operations	8,000	5,611	7,246	9,323	4,703	2,389	42.58%
Building and Maintenance							
750.100.150 Cleaning serv-RCS	9,250	9,250	8,670	9,554	9,090	0	0.00%
750.100.162 Repairs	7,704	7,605	6,520	3,322	8,270	99	1.30%
750.100.163 Heat,Light,Power,Water	23,137	25,637	24,916	26,552	28,289	-2,500	-9.75%
750.100.173 Insurance-Bldg/Contents	1,440	1,392	1,402	1,391	1,620	48	3.45%
Total Building and Maintenance	41,531	43,884	41,508	40,819	47,269	-2,353	-5.36%
Contracts							
750.100.206 Contracts-Recycling	1,500	1,500	1,376	1,287	1,021	0	0.00%
750.100.235 Contracts-Pest Control	550	550	432	514	548	0	0.00%
Total Contracts	2,050	2,050	1,808	1,801	1,569	0	0.00%
Office and Related Expenses							
750.100.303 Courier Service	100	100	39	29	28	0	0.00%
750.100.306 Cellular Phones	7,500	1,500	1,866	1,493	2,406	6,000	400.00%
750.100.307 Printing	900	900	1,340	865	18	0	0.00%
750.100.308 Copying and Prints	4,880	5,000	4,593	4,186	5,172	-120	-2.40%

City of St Catharines
CRCS Administration
2020 Operating Budget - Expenditures by Object

	2020	2019	2018	2017	2016	\$ Change	% Change
	Budget	Budget	Actuals	Actuals	Actuals	2019 Budget	2019 Budget
750.100.309 Advertising	15,000	15,000	18,796	12,112	20,758	0	0.00%
750.100.310 Office Supplies	4,900	4,900	5,130	5,498	4,787	0	0.00%
750.100.312 Books and Publications	150	150	265	0	79	0	0.00%
750.100.314 Software	50,000	0	-1,225	1,225	0	50,000	0.00%
750.100.318 Cash Processing fees	10,000	8,000	11,822	7,818	4,021	2,000	25.00%
750.100.322 Eplay On-line Reg Fees	27,000	27,000	25,790	25,784	27,961	0	0.00%
750.100.323 Internet Charges	240	240	203	222	203	0	0.00%
750.100.330 Furniture/Equipment NTCA	0	0	0	461	632	0	0.00%
Total Office and Related Expenses	120,670	62,790	68,619	59,693	66,065	57,880	92.18%
Properties							
750.100.351 Replacements - Micros	0	0	0	0	8,319	0	0.00%
750.100.354 Other Equipment	0	0	0	0	146	0	0.00%
Total Properties	0	0	0	0	8,465	0	0.00%
Other Service Charges							
750.100.400 Travelling	50	50	35	35	0	0	0.00%
750.100.401 Conferences/Conventions	4,800	3,000	2,123	1,773	3,946	1,800	60.00%
750.100.402 Training	4,400	2,000	2,061	1,823	0	2,400	120.00%
750.100.405 Subscriptions/Memb'ships	2,590	1,050	0	46	1,409	1,540	146.67%
750.100.431 Civic Receptions/Dinners	1,000	1,000	0	0	0	0	0.00%
750.100.434 Staff/meeting costs	250	250	78	0	706	0	0.00%
750.100.443 Subsidy Discounts	6,750	6,750	6,333	6,439	8,369	0	0.00%
750.100.450 Miscellaneous	100	100	460	82	1,850	0	0.00%
750.225.436 Trillium Awards	8,500	8,500	4,815	-491	6,022	0	0.00%
Total Other Service Charges	28,440	22,700	15,905	9,707	22,302	5,740	25.29%
Total Expenditures	1,508,558	1,398,066	883,085	993,561	920,175	110,492	7.90%
Revenue							
750.100.800 Miscellaneous	0	0	0	-2,360	0	0	0.00%
750.100.806 Administrative Fees	-2,000	-1,850	-2,462	-1,874	-1,631	-150	8.11%
Total Revenue	-2,000	-1,850	-2,462	-4,234	-1,631	-150	8.11%
Total Net Expenditures	1,506,558	1,396,216	880,623	989,327	918,544	110,342	7.90%

**City of St Catharines
 Memorial Forest
 2020 Operating Budget - Expenditures by Object**

Object of Expenditure	2020 Budget	2019 Budget	2018 Actuals	2017 Actuals	2016 Actuals	\$ Change 2019 Budget	% Change 2019 Budget
Contracts							
750.220.200 Contracts-Memorial Forest	2,500	2,500	5,398	4,185	0	0	0.00%
Total Contracts	2,500	2,500	5,398	4,185	0	0	0.00%
Total Expenditures	2,500	2,500	5,398	4,185	0	0	0.00%
Revenue							
750.220.837 Memorial Tree	-2,500	-2,500	-5,398	-4,185	0	0	0.00%
Total Revenue	-2,500	-2,500	-5,398	-4,185	0	0	0.00%
Total Net Expenditures	0	0	0	0	0	0	0.00%

City of St Catharines
Recreation Overhead
2020 Operating Budget - Expenditures by Object

	2020	2019	2018	2017	2016	\$ Change	% Change
	Budget	Budget	Actuals	Actuals	Actuals	2019 Budget	2019 Budget
Object of Expenditure							
Salaries and Wages							
750.505.001 Salaries/Wages-Regular	591,518	568,490	440,506	457,224	532,687	23,028	4.05%
750.505.002 Salaries/Wages-Overtime	0	0	1,509	0	0	0	0.00%
750.505.003 Salaries/Wages-Ext Svce	0	0	54,557	51,816	23,488	0	0.00%
750.505.006 Sick Pay	0	0	5,721	146	0	0	0.00%
750.505.007 Holiday/Vacation Pay	0	0	74,876	5,617	1,074	0	0.00%
750.505.009 Doctor's Appointments	0	0	782	0	0	0	0.00%
Total Salaries and Wages	591,518	568,490	577,951	514,803	557,249	23,028	4.05%
Benefits							
750.505.030 Pensions	92,547	83,272	67,613	68,691	78,527	9,275	11.14%
750.505.031 Other Benefits	62,503	57,862	48,095	49,360	54,185	4,641	8.02%
750.505.032 Workers Compensation	20,604	19,305	15,735	65,678	16,047	1,299	6.73%
750.505.033 Employment Insurance	10,427	9,614	9,679	9,273	10,738	813	8.46%
750.505.041 Safety Shoes	500	350	317	142	301	150	42.86%
Total Benefits	186,581	170,403	141,439	193,144	159,798	16,178	9.49%
Equipment Operations							
750.505.053 Service Contracts	0	0	0	1,094	0	0	0.00%
750.505.067 Car Allowance/Mileage	5,000	5,000	5,070	5,052	4,753	0	0.00%
750.505.068 Equipment Oper'n Surplus	1,000	1,539	319	1,128	1,909	-539	-35.02%
Total Equipment Operations	6,000	6,539	5,389	7,274	6,662	-539	-8.24%
Materials							
750.505.104 General Prgm Supplies	2,600	1,000	2,923	1,020	1,526	1,600	160.00%
750.505.135 Community Development	500	500	-161	499	0	0	0.00%
Total Materials	3,100	1,500	2,762	1,519	1,526	1,600	106.67%
Contracts							
750.505.229 Instructor Fees	10,000	10,000	8,945	7,730	9,148	0	0.00%
Total Contracts	10,000	10,000	8,945	7,730	9,148	0	0.00%
Office and Related Expenses							
750.505.302 Insurance-Liability	8,055	8,461	8,126	8,406	9,309	-406	-4.80%
750.505.306 Cellular Phones	6,270	6,960	5,721	4,065	4,404	-690	-9.91%
750.505.308 Copying and Prints	400	400	82	232	228	0	0.00%
750.505.310 Office Supplies	300	300	106	142	629	0	0.00%
750.505.330 Furniture/Equipment NTCA	0	0	137	0	686	0	0.00%
Total Office and Related Expenses	15,025	16,121	14,172	12,845	15,256	-1,096	-6.80%
Properties							
750.505.351 Replacement-Micros	0	0	0	0	4,907	0	0.00%
Total Properties	0	0	0	0	4,907	0	0.00%

**City of St Catharines
Recreation Overhead
2020 Operating Budget - Expenditures by Object**

	2020 Budget	2019 Budget	2018 Actuals	2017 Actuals	2016 Actuals	\$ Change 2019 Budget	% Change 2019 Budget
Other Service Charges							
750.505.401 Conferences/Conventions	6,750	6,750	5,771	7,594	4,585	0	0.00%
750.505.402 Training	9,750	9,750	1,206	36	0	0	0.00%
750.505.405 Subscriptions/Memb'ships	7,134	7,134	6,151	6,463	4,712	0	0.00%
750.505.417 Consulting Fees	0	0	0	75,000	0	0	0.00%
750.505.446 Event-MyHood Recog'n	1,000	1,000	0	0	0	0	0.00%
750.505.448 Building Reserve Alloc'n	225,000	225,000	200,000	200,000	166,667	0	0.00%
750.505.449 Transfer to Reserve	0	0	1,238	0	0	0	0.00%
750.505.450 Miscellaneous	1,500	0	102	0	0	1,500	0.00%
Total Other Service Charges	251,134	249,634	214,468	289,093	175,964	1,500	0.60%
Total Expenditures	1,063,358	1,022,687	965,126	1,026,408	930,510	40,671	3.98%
Revenue							
750.505.803 Other-Comm'ty Initiatives	-2,000	-2,000	-2,674	-1,914	0	0	0.00%
750.505.833 Program Revenue	-14,500	-14,500	-11,251	-13,529	-9,827	0	0.00%
750.505.835 Obsolete Equipment Sales	0	0	-1,340	0	0	0	0.00%
750.505.950 Allocations-various	0	0	0	-63,414	-194,800	0	0.00%
Total Revenue	-16,500	-16,500	-15,265	-78,857	-204,627	0	0.00%
Total Net Expenditures	1,046,858	1,006,187	949,861	947,551	725,883	40,671	4.04%

City of St Catharines
Special Events
2020 Operating Budget - Expenditures by Object

	2020 Budget	2019 Budget	2018 Actuals	2017 Actuals	2016 Actuals	\$ Change 2019 Budget	% Change 2019 Budget
Object of Expenditure							
Salaries and Wages							
750.510.001 Salaries/Wages-Regular	0	0	132	0	0	0	0.00%
750.510.002 Salaries/Wages-Overtime	1,004	1,004	-869	993	1,062	0	0.00%
750.510.003 Salaries/Wages-Ext Svce	19,766	14,129	13,511	12,893	12,944	5,637	39.90%
750.510.007 Holiday/Vacation Pay	577	563	863	1,217	668	14	2.49%
Total Salaries and Wages	21,347	15,696	13,637	15,103	14,674	5,651	36.00%
Benefits							
750.510.030 Pensions	474	353	512	764	621	121	34.28%
750.510.031 Other Benefits	334	329	258	346	194	5	1.52%
750.510.032 Workers Compensation	485	484	423	540	287	1	0.21%
750.510.033 Employment Insurance	317	320	307	397	262	-3	-0.94%
Total Benefits	1,610	1,486	1,500	2,047	1,364	124	8.34%
Equipment Operations							
750.510.050 Rentals	4,000	4,000	4,277	3,235	6,973	0	0.00%
750.510.053 Service Contracts	9,725	9,725	9,964	9,529	1,572	0	0.00%
750.510.067 Car Allowance/Mileage	100	100	557	0	71	0	0.00%
Total Equipment Operations	13,825	13,825	14,798	12,764	8,616	0	0.00%
Materials							
750.510.104 General Supplies	4,000	4,000	3,585	13,774	3,785	0	0.00%
750.510.110 Uniforms	500	500	1,818	0	0	0	0.00%
750.510.135 Community Development	1,500	1,500	40,370	45,206	7,970	0	0.00%
Total Materials	6,000	6,000	45,773	58,980	11,755	0	0.00%
Contracts							
750.510.205 Contract - Security	1,200	1,200	960	8,200	928	0	0.00%
750.510.226 Band Concerts	12,100	12,100	13,823	9,753	15,312	0	0.00%
Total Contracts	13,300	13,300	14,783	17,953	16,240	0	0.00%
Office and Related Expenses							
750.510.306 Cellular Phones	300	300	414	244	534	0	0.00%
750.510.307 Printing	650	650	664	387	718	0	0.00%
Total Office and Related Expenses	950	950	1,078	631	1,252	0	0.00%
Total Expenditures	57,032	51,257	91,569	107,478	53,901	5,775	11.27%

City of St Catharines
Special Events
2020 Operating Budget - Expenditures by Object

	2020 Budget	2019 Budget	2018 Actuals	2017 Actuals	2016 Actuals	\$ Change 2019 Budget	% Change 2019 Budget
Revenue							
750.510.800 Miscellaneous Revenue	0	0	-21,401	-7,281	0	0	0.00%
750.510.801 Provincial Grant	0	0	-7,985	0	0	0	0.00%
750.510.803 Region - Cost sharing	0	0	-9,889	-36,656	0	0	0.00%
750.510.805 Donations-Spec'l Events	-5,500	-4,000	-4,355	-4,335	-8,766	-1,500	37.50%
750.510.840 Rentals - Special Events	0	0	-1,549	0	0	0	0.00%
750.510.852 Band Concerts	0	-2,500	-5,000	0	0	2,500	-100.00%
Total Revenue	-5,500	-6,500	-50,179	-48,272	-8,766	1,000	-15.38%
Total Net Expenditures	51,532	44,757	41,390	59,206	45,135	6,775	15.14%

City of St Catharines
SCCIP
2020 Operating Budget - Expenditures by Object

Object of Expenditure	2020 Budget	2019 Budget	2018 Actuals	2017 Actuals	2016 Actuals	\$ Change 2019 Budget	% Change 2019 Budget
Materials							
750.511.135 Community Development	400,000	339,587	337,488	329,131	0	60,413	17.79%
Total Materials	400,000	339,587	337,488	329,131	0	60,413	17.79%
Other Service Charges							
750.511.448 Transfer to Reserve	0	0	0	75,065	0	0	0.00%
Total Other Service Charges	0	0	0	75,065	0	0	0.00%
Total Expenditures	400,000	339,587	337,488	404,196	0	60,413	17.79%
Revenue							
750.511.845 Arts Development Fund	-396,000	-332,500	-68,457	-75,065	0	-63,500	19.10%
750.511.900 Transfer from Reserve	0	0	-264,043	-329,131	0	0	0.00%
Total Revenue	-396,000	-332,500	-332,500	-404,196	0	-63,500	19.10%
Total Net Expenditures	4,000	7,087	4,988	0	0	-3,087	-43.56%

City of St Catharines
Culture
2020 Operating Budget - Expenditures by Object

	2020	2019	2018	2017	2016	\$ Change	% Change
	Budget	Budget	Actuals	Actuals	Actuals	2019 Budget	2019 Budget
Object of Expenditure							
Salaries and Wages							
750.512.001 Salaries or wages/regular	78,723	77,369	28,059	74,874	74,459	1,354	1.75%
750.512.002 Salaries/Wages-Overtime	0	0	306	76	0	0	0.00%
750.512.003 Salaries/Wages extra	115,880	114,178	97,118	91,251	98,213	1,702	1.49%
750.512.007 Vacation and Holiday Pay	476	490	9,013	3,802	4,186	-14	-2.86%
Total Salaries and Wages	195,079	192,037	134,496	170,003	176,858	3,042	1.58%
Benefits							
750.512.030 Pensions	21,327	26,206	9,749	17,637	19,441	-4,879	-18.62%
750.512.031 Other Benefits	16,364	20,407	11,925	8,583	9,395	-4,043	-19.81%
750.512.032 Worker's Compensation	6,458	6,452	4,104	5,311	5,094	6	0.09%
750.512.033 Employment Insurance	3,699	3,727	2,908	3,252	3,931	-28	-0.75%
Total Benefits	47,848	56,792	28,686	34,783	37,861	-8,944	-15.75%
Equipment Operations							
750.512.054 Outdoor/Memorial Mntce	1,200	1,200	1,221	331	201	0	0.00%
750.512.067 Car Allowance/Mileage	2,500	2,500	1,074	2,910	2,881	0	0.00%
Total Equipment Operations	3,700	3,700	2,295	3,241	3,082	0	0.00%
Materials							
750.512.100 Art Coll'n Material/Mntce	2,000	2,000	1,007	1,815	1,811	0	0.00%
750.512.104 General Supplies	600	600	177	560	295	0	0.00%
750.512.118 Indoor Art Exhibits	8,607	8,402	7,283	50	6,917	205	2.44%
750.512.119 Art Collect'n Acquisition	5,000	5,000	4,711	7,999	4,000	0	0.00%
750.512.121 Restoration/Conservation	1,500	1,500	1,229	281	1,000	0	0.00%
750.512.135 Community Development	22,412	22,412	19,865	17,990	19,920	0	0.00%
Total Materials	40,119	39,914	34,272	28,695	33,943	205	0.51%
Office and Related Expenses							
750.512.303 Courier Service	50	50	0	5	40	0	0.00%
750.512.306 Cellular Phones	720	720	378	236	842	0	0.00%
750.512.307 Printing	1,300	800	1,237	617	865	500	62.50%
750.512.310 Office Supplies	150	150	75	0	605	0	0.00%
750.512.330 Furniture/Equipment NTCA	0	450	454	0	4	-450	-100.00%
Total Office and Related Expenses	2,220	2,170	2,144	858	2,356	50	2.30%
Properties							
750.512.350 Office Equipm't,Furniture	0	0	0	0	450	0	0.00%
750.512.351 Computer replacement	0	0	0	0	3,504	0	0.00%
Total Properties	0	0	0	0	3,954	0	0.00%

City of St Catharines
Culture
2020 Operating Budget - Expenditures by Object

	2020 Budget	2019 Budget	2018 Actuals	2017 Actuals	2016 Actuals	\$ Change 2019 Budget	% Change 2019 Budget
Other Service Charges							
750.512.401 Conferences/Conventions	1,000	2,500	381	1,052	0	-1,500	-60.00%
750.512.402 Training	1,500	0	876	0	0	1,500	0.00%
750.512.405 Subscriptions,Memberships	2,415	2,005	1,765	1,420	1,350	410	20.45%
750.512.406 Promotion/Publicity	5,700	6,200	5,168	4,642	8,972	-500	-8.06%
750.512.439 Evaluations/Assessments	1,000	1,000	1,000	1,000	1,252	0	0.00%
750.512.450 Miscellaneous	0	0	0	50	224	0	0.00%
750.512.466 Committees of Council	220	220	-421	-500	587	0	0.00%
Total Other Service Charges	11,835	11,925	8,769	7,664	12,385	-90	-0.75%
Total Expenditures	300,801	306,538	210,662	245,244	270,439	-5,737	-1.87%
Revenue							
750.512.802 Federal Grants	0	0	0	0	733	0	0.00%
750.512.834 Recoverables	-700	-700	0	-740	-800	0	0.00%
750.512.835 Sponsorship Revenue	-7,000	-7,000	-5,807	-7,000	-9,250	0	0.00%
750.512.845 Event Revenue	-2,625	-2,625	-859	-2,497	-1,700	0	0.00%
750.512.900 Transfer from Reserve	-16,577	-27,457	-22,657	-22,220	-27,349	10,880	-39.63%
Total Revenue	-26,902	-37,782	-29,323	-32,457	-38,366	10,880	-28.80%
Total Net Expenditures	273,899	268,756	181,339	212,787	232,073	5,143	1.91%

City of St Catharines
Swimming Pools and Beaches
2020 Operating Budget - Expenditures by Object

	2020 Budget	2019 Budget	2018 Actuals	2017 Actuals	2016 Actuals	\$ Change 2019 Budget	% Change 2019 Budget
Object of Expenditure							
Salaries and Wages							
750.515.001 Salaries/Wages-Regular	77,931	86,398	53,688	48,476	41,395	-8,467	-9.80%
750.515.002 Salaries/Wages-Overtime	4,004	4,004	14,332	4,018	8,532	0	0.00%
750.515.003 Salaries/Wages-Ext Svce	189,669	186,002	173,235	150,864	138,746	3,667	1.97%
750.515.007 Holiday/Vacation Pay	15,847	7,470	7,961	12,578	10,070	8,377	112.14%
750.515.012 Allocations	0	0	0	24,199	41,307	0	0.00%
Total Salaries and Wages	287,451	283,874	249,216	240,135	240,050	3,577	1.26%
Benefits							
750.515.030 Pensions	22,067	21,262	18,367	6,778	6,147	805	3.79%
750.515.031 Other Benefits	19,030	18,490	11,552	3,040	2,625	540	2.92%
750.515.032 Workers Compensation	9,143	9,098	8,042	4,755	3,878	45	0.49%
750.515.033 Employment Insurance	5,691	5,699	5,580	3,557	3,544	-8	-0.14%
Total Benefits	55,931	54,549	43,541	18,130	16,194	1,382	2.53%
Equipment Operations							
750.515.050 Rentals	150	200	24	25	48	-50	-25.00%
750.515.053 Service Contracts	1,300	1,300	3,965	731	6,632	0	0.00%
750.515.067 Car Allowance/Mileage	800	800	323	0	585	0	0.00%
750.515.068 Equipment Oper'n Surplus	-13,000	-8,533	-5,656	-11,853	-22,700	-4,467	52.35%
Total Equipment Operations	-10,750	-6,233	-1,344	-11,097	-15,435	-4,517	72.47%
Materials							
750.515.102 Small Tools/Equipment	21,100	9,700	659	1,456	7,207	11,400	117.53%
750.515.104 General Supplies	9,700	9,700	9,586	1,271	8,940	0	0.00%
750.515.106 Water Treatment Supplies	12,550	12,550	5,336	17,587	16,269	0	0.00%
750.515.110 Uniform Clothing	3,200	3,200	2,873	3,106	3,248	0	0.00%
750.515.124 Red Cross	750	800	0	800	672	-50	-6.25%
Total Materials	47,300	35,950	18,454	24,220	36,336	11,350	31.57%
Building and Maintenance							
750.515.152 Gen Bldg Mtncce Supplies	5,345	5,000	2,095	5,023	4,345	345	6.90%
750.515.162 Repairs	40,967	31,092	39,285	163,900	24,718	9,875	31.76%
750.515.163 Heat,Light,Power,Water	42,130	43,934	36,370	37,715	42,458	-1,804	-4.11%
750.515.173 Insurance-Bldg/Contents	2,742	3,559	3,110	3,826	3,574	-817	-22.96%
750.515.178 Rent-Seaway Lands	120	120	117	115	113	0	0.00%
750.515.180 Improvements-Non TCA	15,000	0	-1,000	10,000	0	15,000	0.00%
Total Building and Maintenance	106,304	83,705	79,977	220,579	75,208	22,599	27.00%
Contracts							
750.515.200 Contract - General	3,840	3,840	3,485	3,930	3,267	0	0.00%
750.515.205 Contract- Security	16,500	16,500	17,638	16,164	14,425	0	0.00%
750.515.206 Contract-Garbage Coll'n	2,160	2,160	1,973	2,077	332	0	0.00%

City of St Catharines
Swimming Pools and Beaches
2020 Operating Budget - Expenditures by Object

	2020	2019	2018	2017	2016	\$ Change	% Change
	Budget	Budget	Actuals	Actuals	Actuals	2019 Budget	2019 Budget
750.515.229 Instructor Fees	1,000	1,000	0	0	1,450	0	0.00%
750.515.235 Contract-Pest Control	120	120	0	0	125	0	0.00%
Total Contracts	23,620	23,620	23,096	22,171	19,599	0	0.00%
Office and Related Expenses							
750.515.305 Telephone	575	575	613	563	1,696	0	0.00%
750.515.306 Cellular Phones	1,680	1,680	1,018	-89	2,229	0	0.00%
750.515.307 Printing	150	150	10	121	92	0	0.00%
750.515.310 Office Supplies	0	0	0	81	0	0	0.00%
Total Office and Related Expenses	2,405	2,405	1,641	676	4,017	0	0.00%
Properties							
750.515.356 Bldg & Improvements	0	80,000	0	0	0	-80,000	-100.00%
Total Properties	0	80,000	0	0	0	-80,000	-100.00%
Other Service Charges							
750.515.402 Training	1,000	1,000	-1,753	1,771	2,000	0	0.00%
750.515.417 Studies/Consulting Fees	0	0	50,000	0	0	0	0.00%
750.515.450 Miscellaneous	2,000	0	-6	134	21	2,000	0.00%
Total Other Service Charges	3,000	1,000	48,241	1,905	2,021	2,000	200.00%
Total Expenditures	515,261	558,870	462,822	516,719	377,990	-43,609	-7.80%
Revenue							
750.515.832 Beach Rentals	-13,000	-13,000	-10,686	-9,773	-11,146	0	0.00%
750.515.850 Advertising Revenue	0	0	0	0	-700	0	0.00%
750.515.900 Transfer from Reserve	0	-80,000	0	0	0	80,000	-100.00%
750.515.936 Lessons-Pt Dalhousie Pool	-14,000	-14,000	-9,111	-14,341	-9,822	0	0.00%
750.515.937 Admissions-Pt Dalhousie	-12,000	-12,000	-10,172	-12,269	-11,050	0	0.00%
750.515.940 Admissions-Lincoln Park	0	0	0	0	-4	0	0.00%
750.515.956 Lessons-Lion SchooleyPool	-13,000	-13,000	-9,755	-13,213	-8,950	0	0.00%
750.515.957 Admissions Lion Schooley	-13,500	-13,500	-13,304	-13,689	-12,195	0	0.00%
Total Revenue	-65,500	-145,500	-53,028	-63,285	-53,867	80,000	-54.98%
Total Net Expenditures	449,761	413,370	409,794	453,434	324,123	36,391	8.80%

City of St Catharines
Kiwanis Aquatic Centre
2020 Operating Budget - Expenditures by Object

	2020	2019	2018	2017	2016	\$ Change	% Change
	Budget	Budget	Actuals	Actuals	Actuals	2019 Budget	2019 Budget
Object of Expenditure							
Salaries and Wages							
750.518.001 Salaries/Wages-regular	261,986	270,667	184,294	199,282	207,402	-8,681	-3.21%
750.518.002 Salaries/Wages-overtime	19,999	19,999	52,592	24,627	27,963	0	0.00%
750.518.003 Salaries/Wages-Ext Svce	1,083,625	1,062,552	1,043,237	783,661	910,669	21,073	1.98%
750.518.006 Sick Pay	0	7,999	29,546	24,681	7,924	-7,999	-100.00%
750.518.007 Holiday/Vacation Pay	70,638	75,336	116,023	91,642	107,484	-4,698	-6.24%
750.518.009 Doctor's Appointments	300	300	161	268	376	0	0.00%
750.518.012 Allocations	0	0	0	48,398	113,119	0	0.00%
Total Salaries and Wages	1,436,548	1,436,853	1,425,853	1,172,559	1,374,937	-305	-0.02%
Benefits							
750.518.030 Pensions	101,476	94,397	88,631	83,739	83,394	7,079	7.50%
750.518.031 Other Benefits	72,588	68,633	60,982	53,920	52,754	3,955	5.76%
750.518.032 Workers Compensation	45,013	44,489	44,694	35,231	36,463	524	1.18%
750.518.033 Employment Insurance	28,778	29,332	30,239	24,799	31,916	-554	-1.89%
750.518.040 Meal Allowance	200	200	194	120	93	0	0.00%
750.518.041 Safety Shoes	1,200	875	1,400	875	700	325	37.14%
Total Benefits	249,255	237,926	226,140	198,684	205,320	11,329	4.76%
Equipment Operations							
750.518.050 Rentals	500	500	64	76	43	0	0.00%
750.518.053 Service Contracts	46,340	46,080	19,015	22,787	21,697	260	0.56%
750.518.054 Equipment Repairs	3,230	3,000	3,460	3,084	3,785	230	7.67%
750.518.067 Car Allowance/Mileage	1,500	1,500	733	2,564	1,227	0	0.00%
Total Equipment Operations	51,570	51,080	23,272	28,511	26,752	490	0.96%
Materials							
750.518.102 Small Tools/Equipment	8,250	3,000	3,923	2,744	4,153	5,250	175.00%
750.518.104 General Program Supplies	9,850	9,850	5,877	10,720	1,961	0	0.00%
750.518.106 Water Treatment Supplies	30,000	34,450	26,338	11,927	22,657	-4,450	-12.92%
750.518.109 Safety/Protective Equip	1,500	1,500	1,668	1,274	2,041	0	0.00%
750.518.110 Uniform Clothing	3,909	3,909	4,115	3,745	3,801	0	0.00%
750.518.112 Resale Items	8,000	8,000	7,406	7,177	9,806	0	0.00%
750.518.114 Freight Charges	100	100	0	0	126	0	0.00%
750.518.124 Red Cross	16,500	16,500	8,903	16,500	14,690	0	0.00%
750.518.136 Lifesaving Society	11,000	11,000	10,642	6,436	10,699	0	0.00%
Total Materials	89,109	88,309	68,872	60,523	69,934	800	0.91%
Building and Maintenance							
750.518.150 Cleaning services	80,000	80,000	0	0	0	0	0.00%
750.518.151 Cleaning Supplies	0	0	0	14,886	20,728	0	0.00%
750.518.152 Gen Bldg Mtncce Supplies	34,000	34,000	39,603	18,429	10,815	0	0.00%
750.518.153 Snow Removal	2,000	2,000	2,174	2,238	2,031	0	0.00%

City of St Catharines
Kiwanis Aquatic Centre
2020 Operating Budget - Expenditures by Object

	2020	2019	2018	2017	2016	\$ Change	% Change
	Budget	Budget	Actuals	Actuals	Actuals	2019 Budget	2019 Budget
750.518.162 Repairs	109,068	109,068	117,386	71,784	67,939	0	0.00%
750.518.163 Heat,Light,Power,Water	375,812	371,250	403,459	322,405	349,089	4,562	1.23%
750.518.164 Signage	325	325	290	521	110	0	0.00%
750.518.173 Insurance-Bldg/Contents	12,998	12,998	12,956	12,855	13,164	0	0.00%
Total Building and Maintenance	614,203	609,641	575,868	443,118	463,876	4,562	0.75%
Contracts							
750.518.205 Contracts - Security	7,100	7,100	1,721	20,839	1,751	0	0.00%
750.518.206 Contracts-Garbage	2,000	2,000	1,939	1,970	1,872	0	0.00%
750.518.229 Instructor Fees	15,300	15,300	14,945	11,480	9,025	0	0.00%
750.518.235 Contracts-Pest Control	200	200	80	130	100	0	0.00%
Total Contracts	24,600	24,600	18,685	34,419	12,748	0	0.00%
Office and Related Expenses							
750.518.301 Advertising Production	0	0	0	0	60	0	0.00%
750.518.306 Cellular Phones	720	720	619	652	100	0	0.00%
750.518.307 Printing	1,400	1,400	574	739	782	0	0.00%
750.518.308 Copying and prints	400	400	2,015	1,580	3,115	0	0.00%
750.518.309 Advertising	0	0	45	0	0	0	0.00%
750.518.310 Office Supplies	2,500	2,500	2,773	4,661	2,329	0	0.00%
750.518.318 Cash Processing Fees	4,500	4,500	4,789	3,877	4,777	0	0.00%
750.518.330 Furniture/Equipment NTCA	2,400	2,400	1,308	4,568	9,360	0	0.00%
Total Office and Related Expenses	11,920	11,920	12,123	16,077	20,523	0	0.00%
Properties							
750.518.351 Replacement-Micros	0	0	0	0	3,995	0	0.00%
750.518.356 Bldg & Improvements	0	15,000	0	0	0	-15,000	-100.00%
Total Properties	0	15,000	0	0	3,995	-15,000	-100.00%
Other Service Charges							
750.518.402 Training	3,850	6,500	7,354	477	-3,433	-2,650	-40.77%
750.518.417 Study/Consulting Fees	25,000	0	146	128	128	25,000	0.00%
750.518.446 Transfer to WIP	0	0	14,387	0	0	0	0.00%
750.518.450 Miscellaneous	0	0	17	146	119	0	0.00%
Total Other Service Charges	28,850	6,500	21,904	751	-3,186	22,350	343.85%
Total Expenditures	2,506,055	2,481,829	2,372,717	1,954,642	2,174,899	24,226	0.98%
Revenue							
750.518.800 Miscellaneous Revenue	0	0	-256	-71	-106	0	0.00%
750.518.814 Program Room Rentals	-18,000	-18,000	-14,136	-14,371	-14,667	0	0.00%
750.518.831 Admissions-general	-85,000	-85,000	-75,033	-64,229	-79,651	0	0.00%

City of St Catharines
Kiwanis Aquatic Centre
2020 Operating Budget - Expenditures by Object

	2020	2019	2018	2017	2016	\$ Change	% Change
	Budget	Budget	Actuals	Actuals	Actuals	2019 Budget	2019 Budget
750.518.833 Programmes-Leadership	-48,000	-48,000	-45,532	-30,202	-47,647	0	0.00%
750.518.849 Lessons	-273,000	-273,000	-288,567	-215,799	-273,006	0	0.00%
750.518.850 Advertising Revenue	0	0	0	-1,021	-2,600	0	0.00%
750.518.860 Vending Machine Revenue	-3,500	-3,500	-3,495	-3,186	-3,438	0	0.00%
750.518.877 Special Fees-Surcharges	0	0	-14,387	0	0	0	0.00%
750.518.900 Transfer from Reserve	0	-15,000	0	0	0	15,000	-100.00%
750.518.930 Pool Rental Revenue	-60,000	-60,000	-66,021	-57,988	-59,030	0	0.00%
750.518.939 Private Lessons	-95,000	-95,000	-84,460	-58,629	-94,913	0	0.00%
750.518.940 Resale Items	-17,550	-17,550	-13,631	-11,667	-17,550	0	0.00%
750.518.959 Clip Cards & Passes	-200,500	-200,500	-190,243	-136,501	-200,406	0	0.00%
750.518.960 Aquatic programmes	-30,000	-30,000	-11,021	-11,819	-14,842	0	0.00%
Total Revenue	-830,550	-845,550	-806,782	-605,483	-807,856	15,000	-1.77%
Total Net Expenditures	1,675,505	1,636,279	1,565,935	1,349,159	1,367,043	39,226	2.40%

City of St Catharines
Port Weller Centre
2020 Operating Budget - Expenditures by Object

	2020	2019	2018	2017	2016	\$ Change	% Change
	Budget	Budget	Actuals	Actuals	Actuals	2019 Budget	2019 Budget
Object of Expenditure							
Salaries and Wages							
750.540.001 Salaries/Wages-Regular	0	0	-443	0	0	0	0.00%
750.540.002 Salaries/Wages-Overtime	0	0	106	0	0	0	0.00%
750.540.003 Salaries/Wages-Ext Svce	47,786	46,837	48,185	34,605	36,102	949	2.03%
750.540.007 Holiday/Vacation Pay	1,903	1,873	3,784	951	1,209	30	1.60%
750.540.012 Allocations	0	0	0	0	15,892	0	0.00%
Total Salaries and Wages	49,689	48,710	51,632	35,556	53,203	979	2.01%
Benefits							
750.540.030 Pensions	1,859	1,757	3,101	8	169	102	5.81%
750.540.031 Other Benefits	1,206	913	963	8	194	293	32.09%
750.540.032 Workers Compensation	1,505	1,499	1,662	13	287	6	0.40%
750.540.033 Employment Insurance	982	990	1,207	10	262	-8	-0.81%
Total Benefits	5,552	5,159	6,933	39	912	393	7.62%
Equipment Operations							
750.540.053 Service Contracts	3,022	3,022	2,175	2,572	2,097	0	0.00%
750.540.067 Mileage	0	0	3	0	0	0	0.00%
Total Equipment Operations	3,022	3,022	2,178	2,572	2,097	0	0.00%
Materials							
750.540.102 Small Tools/Equipment	0	0	0	0	-457	0	0.00%
750.540.104 General Program Supplies	3,100	3,100	3,204	2,955	3,102	0	0.00%
750.540.108 Themed Party Supplies	0	0	0	-889	1,061	0	0.00%
750.540.110 Uniform Clothing	500	500	336	500	497	0	0.00%
Total Materials	3,600	3,600	3,540	2,566	4,203	0	0.00%
Building and Maintenance							
750.540.150 Building Custodian	11,000	11,000	10,243	10,233	11,067	0	0.00%
750.540.152 Gen Bldg Mtnce Supplies	1,000	1,000	508	335	792	0	0.00%
750.540.161 Vandalism-graffiti	1,500	1,500	1,917	0	0	0	0.00%
750.540.162 Repairs	7,704	7,605	12,504	4,844	6,635	99	1.30%
750.540.163 Heat,Light,Power,Water	13,518	13,125	12,168	11,388	10,616	393	2.99%
750.540.173 Insurance-Bldg/Contents	1,073	1,140	1,046	1,037	1,054	-67	-5.88%
Total Building and Maintenance	35,795	35,370	38,386	27,837	30,164	425	1.20%
Contracts							
750.540.229 Instructor Fees	37,000	37,000	34,529	37,159	36,733	0	0.00%
750.540.235 Contract - Pest Control	400	400	308	380	483	0	0.00%
Total Contracts	37,400	37,400	34,837	37,539	37,216	0	0.00%

City of St Catharines
Port Weller Centre
2020 Operating Budget - Expenditures by Object

	2020 Budget	2019 Budget	2018 Actuals	2017 Actuals	2016 Actuals	\$ Change 2019 Budget	% Change 2019 Budget
Office and Related Expenses							
750.540.310 Office Supplies	500	500	70	0	0	0	0.00%
750.540.323 Internet Charges	700	700	781	683	683	0	0.00%
Total Office and Related Expenses	1,200	1,200	851	683	683	0	0.00%
Properties							
750.540.356 Bldg & Improvements	0	40,000	0	0	0	-40,000	-100.00%
Total Properties	0	40,000	0	0	0	-40,000	-100.00%
Other Service Charges							
750.540.417 Study/Consulting Fees	0	0	0	0	5,000	0	0.00%
Total Other Service Charges	0	0	0	0	5,000	0	0.00%
Total Expenditures	136,258	174,461	138,357	106,792	133,478	-38,203	-21.90%
Revenue							
750.540.830 Memberships/Activity Card	0	0	0	-71	0	0	0.00%
750.540.832 Casual Rentals	-17,000	-17,000	-9,820	-10,861	-12,316	0	0.00%
750.540.833 Programmes	-70,000	-70,000	-64,714	-67,230	-64,946	0	0.00%
750.540.900 Transfer from Reserve	0	-40,000	0	0	0	40,000	-100.00%
Total Revenue	-87,000	-127,000	-74,534	-78,162	-77,262	40,000	-31.50%
Total Net Expenditures	49,258	47,461	63,823	28,630	56,216	1,797	3.79%

City of St Catharines
Russell Ave Community Centre
2020 Operating Budget - Expenditures by Object

	2020	2019	2018	2017	2016	\$ Change	% Change
	Budget	Budget	Actuals	Actuals	Actuals	2019 Budget	2019 Budget
Object of Expenditure							
Salaries and Wages							
750.545.001 Salaries/Wages - Regular	0	0	-1,051	0	0	0	0.00%
750.545.002 Salaries/Wages-Overtime	0	0	1,666	280	0	0	0.00%
750.545.003 Salaries/Wages-Ext Svce	136,930	116,780	133,006	65,438	70,295	20,150	17.25%
750.545.007 Holiday/Vacation Pay	5,455	4,677	9,565	8,652	7,303	778	16.63%
750.545.012 Alloc'n-Rec Co-ordinator	0	0	0	0	15,892	0	0.00%
Total Salaries and Wages	142,385	121,457	143,186	74,370	93,490	20,928	17.23%
Benefits							
750.545.030 Pensions	11,043	4,868	10,229	4,343	3,443	6,175	126.85%
750.545.031 Other Benefits	3,126	2,277	2,652	2,752	2,105	849	37.29%
750.545.032 Workers Compensation	4,313	3,737	4,558	4,303	3,109	576	15.41%
750.545.033 Employment Insurance	2,815	2,468	3,308	3,215	2,841	347	14.06%
Total Benefits	21,297	13,350	20,747	14,613	11,498	7,947	59.53%
Equipment Operations							
750.545.050 Rentals	0	0	0	-177	0	0	0.00%
750.545.053 Service Contracts Various	5,585	5,585	4,149	4,924	4,306	0	0.00%
750.545.067 Car Allowance/Mileage	300	300	712	791	708	0	0.00%
Total Equipment Operations	5,885	5,885	4,861	5,538	5,014	0	0.00%
Materials							
750.545.102 Small Tools/Equipment	1,000	2,600	1,013	930	280	-1,600	-61.54%
750.545.104 General Program Supplies	4,325	4,325	2,480	1,496	5,720	0	0.00%
750.545.110 Uniform Clothing	1,200	1,200	29	1,229	1,109	0	0.00%
Total Materials	6,525	8,125	3,522	3,655	7,109	-1,600	-19.69%
Building and Maintenance							
750.545.150 Cleaning Serv-Russell ave	16,000	16,000	14,839	15,415	14,900	0	0.00%
750.545.152 Gen Bldg Mntce Supplies	2,730	2,500	2,282	1,778	2,217	230	9.20%
750.545.162 Repairs	2,556	11,407	10,727	8,051	11,274	-8,851	-77.59%
750.545.163 Heat,Light,Power,Water	19,851	21,763	15,752	17,324	19,158	-1,912	-8.79%
750.545.173 Insurance-Bldg/Contents	2,602	2,565	2,533	2,513	2,264	37	1.44%
750.545.180 Improvements-Non TCA	0	0	-21	11,637	0	0	0.00%
Total Building and Maintenance	43,739	54,235	46,112	56,718	49,813	-10,496	-19.35%
Contracts							
750.545.200 Contracts	0	0	4,000	5,500	5,500	0	0.00%
750.545.206 Contract-Waste Coll'n	550	550	527	514	521	0	0.00%
750.545.229 Instructor Fees	40,000	40,000	34,199	36,427	41,015	0	0.00%
750.545.235 Contract-Pest Control	200	200	0	195	0	0	0.00%
Total Contracts	40,750	40,750	38,726	42,636	47,036	0	0.00%

City of St Catharines
Russell Ave Community Centre
2020 Operating Budget - Expenditures by Object

	2020 Budget	2019 Budget	2018 Actuals	2017 Actuals	2016 Actuals	\$ Change 2019 Budget	% Change 2019 Budget
Office and Related Expenses							
750.545.307 Printing	1,000	1,000	778	719	389	0	0.00%
750.545.308 Photocopying	2,000	2,000	1,112	1,370	1,116	0	0.00%
750.545.310 Office Supplies	1,000	1,000	1,270	169	0	0	0.00%
750.545.330 Furniture/Equipment NTCA	0	0	81	0	0	0	0.00%
Total Office and Related Expenses	4,000	4,000	3,241	2,258	1,505	0	0.00%
Properties							
750.545.350 Office Equipt,Furniture	0	0	7,325	0	0	0	0.00%
Total Properties	0	0	7,325	0	0	0	0.00%
Other Service Charges							
750.545.417 Study/Consulting Fees	0	0	-6,888	-1,637	0	0	0.00%
750.545.450 Miscellaneous	0	0	-1	0	0	0	0.00%
Total Other Service Charges	0	0	-6,889	-1,637	0	0	0.00%
Total Expenditures	264,581	247,802	260,831	198,151	215,465	16,779	6.77%
Revenue							
750.545.830 Memberships	-3,500	-3,500	-3,794	-3,315	-3,486	0	0.00%
750.545.832 Casual Rentals	-24,000	-24,000	-25,718	-19,860	-20,305	0	0.00%
750.545.833 Programmes	-70,000	-70,000	-48,820	-61,276	-66,135	0	0.00%
Total Revenue	-97,500	-97,500	-78,332	-84,451	-89,926	0	0.00%
Total Net Expenditures	167,081	150,302	182,499	113,700	125,539	16,779	11.16%

City of St Catharines
Carousel
2020 Operating Budget - Expenditures by Object

	2020	2019	2018	2017	2016	\$ Change	% Change
	Budget	Budget	Actuals	Actuals	Actuals	2019 Budget	2019 Budget
Object of Expenditure							
Salaries and Wages							
750.560.001 Salaries/Wages-Regular	0	0	-1,837	244	0	0	0.00%
750.560.002 Salaries/Wages-over	0	0	4,104	0	916	0	0.00%
750.560.003 Salaries/Wages-Ext Svce	66,927	65,624	59,574	36,193	53,204	1,303	1.99%
750.560.007 Holiday/Vacation Pay	2,669	2,624	2,994	2,737	4,410	45	1.71%
750.560.012 Allocation	0	0	0	0	15,892	0	0.00%
Total Salaries and Wages	69,596	68,248	64,835	39,174	74,422	1,348	1.98%
Benefits							
750.560.030 Pensions	2,927	2,777	2,528	674	2,088	150	5.40%
750.560.031 Other Benefits	1,430	1,280	1,357	508	1,214	150	11.72%
750.560.032 Workers Compensation	2,108	2,100	2,106	799	1,793	8	0.38%
750.560.033 Employment Insurance	1,376	1,387	1,523	585	1,639	-11	-0.79%
Total Benefits	7,841	7,544	7,514	2,566	6,734	297	3.94%
Equipment Operations							
750.560.050 Equipment Rental	0	0	106	8	0	0	0.00%
750.560.053 Service Contracts	13,583	4,583	3,708	2,691	2,946	9,000	196.38%
750.560.061 License-Carousel	528	528	528	528	528	0	0.00%
750.560.067 Car Allowance/Mileage	300	300	0	107	43	0	0.00%
Total Equipment Operations	14,411	5,411	4,342	3,334	3,517	9,000	166.33%
Materials							
750.560.102 Small Tools/Equipment	515	400	0	0	0	115	28.75%
750.560.104 General Supplies	1,185	1,185	279	521	1,588	0	0.00%
750.560.110 Uniform Clothing	1,000	1,000	390	431	934	0	0.00%
750.560.121 Restoration	0	0	14,000	0	0	0	0.00%
Total Materials	2,700	2,585	14,669	952	2,522	115	4.45%
Building and Maintenance							
750.560.162 Repairs	50,913	48,697	2,722	74,507	51,853	2,216	4.55%
750.560.163 Heat,Light,Power,Water	8,500	8,777	5,359	6,793	6,653	-277	-3.16%
750.560.173 Insurance-Bldg/Contents	511	512	498	494	1,061	-1	-0.20%
Total Building and Maintenance	59,924	57,986	8,579	81,794	59,567	1,938	3.34%
Office and Related Expenses							
750.560.306 Cellular Phones	0	0	0	0	50	0	0.00%
750.560.307 Printing	500	500	448	134	3	0	0.00%
Total Office and Related Expenses	500	500	448	134	53	0	0.00%

City of St Catharines
Carousel
2020 Operating Budget - Expenditures by Object

	2020 Budget	2019 Budget	2018 Actuals	2017 Actuals	2016 Actuals	\$ Change 2019 Budget	% Change 2019 Budget
Other Service Charges							
750.560.417 Condition Assessment	0	0	0	-5,000	0	0	0.00%
750.560.444 ReSale Items	7,250	7,250	8,477	4,631	7,101	0	0.00%
750.560.450 Miscellaneous	0	0	81	-32	48	0	0.00%
Total Other Service Charges	7,250	7,250	8,558	-401	7,149	0	0.00%
Total Expenditures	162,222	149,524	108,945	127,553	153,964	12,698	8.49%
Revenue							
750.560.805 Donations	-2,500	-2,500	-2,184	-3,328	-2,751	0	0.00%
750.560.831 Admissions	-20,000	-20,000	-14,272	-10,657	-13,072	0	0.00%
750.560.832 Carousel Rental	-5,000	-5,000	-2,301	-1,366	-1,219	0	0.00%
750.560.835 Sales - Retail Items	-12,000	-12,000	-12,598	-8,841	-10,893	0	0.00%
750.560.860 Vending Machine revenue	0	0	0	-209	-431	0	0.00%
Total Revenue	-39,500	-39,500	-31,355	-24,401	-28,366	0	0.00%
Total Net Expenditures	122,722	110,024	77,590	103,152	125,598	12,698	11.54%

**City of St Catharines
Port Dalhousie Harbour
2020 Operating Budget - Expenditures by Object**

	2020 Budget	2019 Budget	2018 Actuals	2017 Actuals	2016 Actuals	\$ Change 2019 Budget	% Change 2019 Budget
Object of Expenditure							
Materials							
750.565.102 Small Tools/Equipment	0	1,000	1,238	0	0	-1,000	-100.00%
Total Materials	0	1,000	1,238	0	0	-1,000	-100.00%
Building and Maintenance							
750.565.158 Share Federal Fees	22,000	22,000	19,990	23,063	20,631	0	0.00%
750.565.162 Repairs	12,840	12,674	13,845	37,543	6,177	166	1.31%
750.565.163 Heat,Light,Power,Water	4,000	4,630	504	2,299	3,643	-630	-13.61%
750.565.180 Improvements - NonTCA	0	13,000	0	0	0	-13,000	-100.00%
Total Building and Maintenance	38,840	52,304	34,339	62,905	30,451	-13,464	-25.74%
Contracts							
750.565.206 Cont-Garb/portable	2,016	2,016	0	0	1,511	0	0.00%
Total Contracts	2,016	2,016	0	0	1,511	0	0.00%
Office and Related Expenses							
750.565.307 Printing	0	0	0	0	103	0	0.00%
750.565.309 Advertising	0	0	0	0	10	0	0.00%
Total Office and Related Expenses	0	0	0	0	113	0	0.00%
Other Service Charges							
750.565.417 Study/Consulting Fees	10,000	0	10,000	0	0	10,000	0.00%
750.565.450 Miscellaneous	0	0	0	25	1,760	0	0.00%
Total Other Service Charges	10,000	0	10,000	25	1,760	10,000	0.00%
Total Expenditures	50,856	55,320	45,577	62,930	33,835	-4,464	-8.07%
Revenue							
750.565.814 Pt Dalh Pier Inc-Marina	-85,000	-85,000	-59,963	-85,457	-78,521	0	0.00%
750.565.864 Seasonal Dockage	-2,515	-2,515	-1,870	0	-2,515	0	0.00%
750.565.865 Transient Dockage	0	0	0	0	-200	0	0.00%
750.565.866 Upland Leases	-23,024	-23,024	-23,024	-23,024	-23,024	0	0.00%
Total Revenue	-110,539	-110,539	-84,857	-108,481	-104,260	0	0.00%
Total Net Expenditures	-59,683	-55,219	-39,280	-45,551	-70,425	-4,464	8.08%

City of St Catharines
Harriet Tubman Programming
2020 Operating Budget - Expenditures by Object

	2020 Budget	2019 Budget	2018 Actuals	2017 Actuals	2016 Actuals	\$ Change 2019 Budget	% Change 2019 Budget
Object of Expenditure							
Salaries and Wages							
750.570.003 Salaries/Wages-Ext Svce	0	0	0	6,817	0	0	0.00%
750.570.007 Holiday/Vacation Pay	0	0	0	214	0	0	0.00%
750.570.012 Allocation	0	0	0	13,928	0	0	0.00%
Total Salaries and Wages	0	0	0	20,959	0	0	0.00%
Benefits							
750.570.030 Pensions	0	0	0	6	0	0	0.00%
750.570.031 Other Benefits	0	0	0	11	0	0	0.00%
750.570.032 Workers Compensation	0	0	0	18	0	0	0.00%
750.570.033 Employment Insurance	0	0	0	13	0	0	0.00%
Total Benefits	0	0	0	48	0	0	0.00%
Equipment Operations							
750.570.054 Repairs - Equipment	0	0	0	72	0	0	0.00%
Total Equipment Operations	0	0	0	72	0	0	0.00%
Materials							
750.570.104 General Program Supplies	750	750	1,752	454	0	0	0.00%
Total Materials	750	750	1,752	454	0	0	0.00%
Contracts							
750.570.229 Instructor Fees	15,000	15,000	17,094	11,878	0	0	0.00%
Total Contracts	15,000	15,000	17,094	11,878	0	0	0.00%
Total Expenditures	15,750	15,750	18,846	33,411	0	0	0.00%
Revenue							
750.570.833 Program Revenue	-25,000	-25,000	-20,585	-15,816	0	0	0.00%
Total Revenue	-25,000	-25,000	-20,585	-15,816	0	0	0.00%
Total Net Expenditures	-9,250	-9,250	-1,739	17,595	0	0	0.00%

**City of St Catharines
Municipal Golf Course
2020 Operating Budget - Expenditures by Object**

	2020 Budget	2019 Budget	2018 Actuals	2017 Actuals	2016 Actuals	\$ Change 2019 Budget	% Change 2019 Budget
Object of Expenditure							
Salaries and Wages							
750.700.001 Salaries/Wages-Regular	51,352	46,046	40,810	51,637	89,536	5,306	11.52%
750.700.002 Salaries/Wages-Overtime	5,002	5,002	4,468	2,893	5,020	0	0.00%
750.700.003 Salaries/Wages-extra	231,896	227,321	191,312	169,486	134,284	4,575	2.01%
750.700.006 Sick Pay	0	501	633	659	823	-501	-100.00%
750.700.007 Holiday/Vacation Pay	14,628	18,803	26,707	17,830	16,861	-4,175	-22.20%
750.700.009 Doctor's Appointments	50	50	0	78	77	0	0.00%
Total Salaries and Wages	302,928	297,723	263,930	242,583	246,601	5,205	1.75%
Benefits							
750.700.030 Pensions	22,055	22,221	16,677	17,739	17,708	-166	-0.75%
750.700.031 Other Benefits	22,142	22,893	20,968	11,691	10,339	-751	-3.28%
750.700.032 Workers Compensation	9,485	9,453	8,485	5,906	5,899	32	0.34%
750.700.033 Employment Insurance	6,124	6,162	5,884	4,093	5,187	-38	-0.62%
750.700.040 Meal Allowance	51	51	0	0	9	0	0.00%
750.700.041 Safety Shoes	800	175	350	175	175	625	357.14%
Total Benefits	60,657	60,955	52,364	39,604	39,317	-298	-0.49%
Equipment Operations							
750.700.050 Rentals	50,000	50,000	52,892	49,608	38,826	0	0.00%
750.700.053 Service Contracts	4,500	4,500	4,400	3,433	3,568	0	0.00%
750.700.054 Repairs-equipment	1,115	1,000	145	464	78	115	11.50%
750.700.066 Fuel-Gasoline, Diesel	10,000	10,000	10,809	8,109	8,357	0	0.00%
750.700.068 Equipm't Operat'n Surplus	-12,000	-27,382	-6,893	-21,161	-9,134	15,382	-56.18%
750.700.071 Irrigation Repairs	6,000	6,000	7,929	3,643	5,395	0	0.00%
Total Equipment Operations	59,615	44,118	69,282	44,096	47,090	15,497	35.13%
Materials							
750.700.101 Construction General	5,500	5,500	4,656	5,510	2,043	0	0.00%
750.700.102 Small Tools/Equipment	1,203	1,500	2,069	1,575	1,222	-297	-19.80%
750.700.104 General Supplies	25,000	25,000	23,614	25,119	17,383	0	0.00%
750.700.109 Safety/Protective Equipt	300	300	134	576	290	0	0.00%
750.700.110 Uniform Clothing	1,000	1,000	1,083	819	953	0	0.00%
750.700.112 Resale Items	1,500	1,500	772	738	1,697	0	0.00%
750.700.127 Concession Purchases	10,000	10,000	6,887	7,874	9,828	0	0.00%
750.700.139 Concession purch- liquor	19,000	19,000	16,117	18,453	17,645	0	0.00%
750.700.140 Concession supplies	100	100	0	0	0	0	0.00%
Total Materials	63,603	63,900	55,332	60,664	51,061	-297	-0.46%
Building and Maintenance							
750.700.152 Gen Bldg Mtncce Supplies	500	500	20	1,111	343	0	0.00%
750.700.159 CNR Leases	100	100	0	0	1,000	0	0.00%
750.700.162 Repairs	10,272	10,139	8,440	19,832	8,367	133	1.31%

City of St Catharines
Municipal Golf Course
2020 Operating Budget - Expenditures by Object

	2020	2019	2018	2017	2016	\$ Change	% Change
	Budget	Budget	Actuals	Actuals	Actuals	2019 Budget	2019 Budget
750.700.163 Heat,Light,Power,Water	105,082	120,082	68,117	69,141	129,914	-15,000	-12.49%
750.700.173 Insurance-Bldg/Contents	882	876	862	858	1,036	6	0.68%
Total Building and Maintenance	116,836	131,697	77,439	90,942	140,660	-14,861	-11.28%
Contracts							
750.700.200 Contracts-golf carts	21,500	21,500	20,716	21,993	21,231	0	0.00%
750.700.206 Contract-Garbage Coll'n	720	720	712	695	400	0	0.00%
750.700.235 Contract - Pest Control	300	300	0	0	130	0	0.00%
Total Contracts	22,520	22,520	21,428	22,688	21,761	0	0.00%
Office and Related Expenses							
750.700.302 Insurance-Liability	4,754	4,988	4,782	4,934	5,465	-234	-4.69%
750.700.305 Telephone	1,800	1,800	2,051	1,769	1,678	0	0.00%
750.700.306 Cellular Phones	1,920	1,920	1,102	858	539	0	0.00%
750.700.307 Printing	350	350	650	981	94	0	0.00%
750.700.309 Advertising	11,000	11,000	5,266	11,000	6,126	0	0.00%
750.700.310 Office Supplies	100	150	0	0	17	-50	-33.33%
750.700.318 Cash Processing fees	2,900	2,900	2,862	2,910	2,849	0	0.00%
Total Office and Related Expenses	22,824	23,108	16,713	22,452	16,768	-284	-1.23%
Properties							
750.700.351 Replacement-micros	0	0	0	0	1,204	0	0.00%
750.700.354 Other Equipment	0	0	1,875	0	0	0	0.00%
Total Properties	0	0	1,875	0	1,204	0	0.00%
Other Service Charges							
750.700.402 Training	500	500	465	380	0	0	0.00%
750.700.405 Subscriptions/Memb'ships	850	850	800	800	800	0	0.00%
750.700.417 Study/Consulting Fees	0	0	1,313	1,219	1,219	0	0.00%
750.700.443 Discounts	-700	-700	62	457	82	0	0.00%
750.700.445 Gift Certificates	-1,200	-1,200	-188	-171	-742	0	0.00%
750.700.446 Rainchecks	0	0	-1,441	-1,714	-1,021	0	0.00%
750.700.450 Miscellaneous	0	0	0	89	0	0	0.00%
Total Other Service Charges	-550	-550	1,011	1,060	338	0	0.00%
Total Expenditures	648,433	643,471	559,374	524,089	564,800	4,962	0.77%
Revenue							
750.700.800 Misc Revenue	0	0	-154	-250	-365	0	0.00%
750.700.814 Pro Shop Rentals	-62,000	-62,000	-55,738	-58,498	-62,522	0	0.00%
750.700.830 Memberships	-12,500	-12,500	-9,304	-12,390	-12,389	0	0.00%
750.700.856 Green Fees	-160,000	-160,000	-124,714	-142,944	-165,113	0	0.00%

**City of St Catharines
Municipal Golf Course
2020 Operating Budget - Expenditures by Object**

	2020	2019	2018	2017	2016	\$ Change	% Change
	Budget	Budget	Actuals	Actuals	Actuals	2019 Budget	2019 Budget
750.700.857 Concession Sales	-15,000	-15,000	-8,422	-9,791	-12,052	0	0.00%
750.700.860 Vending Machines	-8,200	-8,200	-8,751	-8,128	-8,128	0	0.00%
750.700.861 Liquor Sales	-45,000	-45,000	-28,682	-33,727	-38,500	0	0.00%
750.700.928 Activity Pack Fees	-35,000	-35,000	-26,208	-23,117	-28,789	0	0.00%
750.700.940 Pro Shop Sales	-3,500	-3,500	-2,360	-2,357	-3,155	0	0.00%
750.700.950 Allocation-Horticulture	0	0	0	0	-9,025	0	0.00%
Total Revenue	-341,200	-341,200	-264,333	-291,202	-340,038	0	0.00%
Total Net Expenditures	307,233	302,271	295,041	232,887	224,762	4,962	1.64%

City of St Catharines
Concessions
2020 Operating Budget - Expenditures by Object

Object of Expenditure	2020 Budget	2019 Budget	2018 Actuals	2017 Actuals	2016 Actuals	\$ Change 2019 Budget	% Change 2019 Budget
Equipment Operations							
750.705.053 Service Contracts	500	500	0	20	509	0	0.00%
Total Equipment Operations	500	500	0	20	509	0	0.00%
Building and Maintenance							
750.705.162 Repairs-building	112	500	0	0	0	-388	-77.60%
Total Building and Maintenance	112	500	0	0	0	-388	-77.60%
Other Service Charges							
750.705.417 Study/Consulting Fees	0	0	1,896	1,925	1,925	0	0.00%
Total Other Service Charges	0	0	1,896	1,925	1,925	0	0.00%
Total Expenditures	612	1,000	1,896	1,945	2,434	-388	-38.80%
Revenue							
750.705.814 Rent-conc'n booth various	-2,000	-2,000	-1,750	0	-2,036	0	0.00%
750.705.860 Vending Machines	-15,770	-15,770	-17,308	-18,439	-18,560	0	0.00%
Total Revenue	-17,770	-17,770	-19,058	-18,439	-20,596	0	0.00%
Total Net Expenditures	-17,158	-16,770	-17,162	-16,494	-18,162	-388	2.31%

City of St Catharines
Grantham Lions/Optimist
2020 Operating Budget - Expenditures by Object

Object of Expenditure	2020 Budget	2019 Budget	2018 Actuals	2017 Actuals	2016 Actuals	\$ Change 2019 Budget	% Change 2019 Budget
Building and Maintenance							
750.805.000 Grantham Lions/Optimists	29,593	29,593	29,289	29,550	27,696	0	0.00%
Total Building and Maintenance	29,593	29,593	29,289	29,550	27,696	0	0.00%
Total Expenditures	29,593	29,593	29,289	29,550	27,696	0	0.00%
Total Net Expenditures	29,593	29,593	29,289	29,550	27,696	0	0.00%

City of St Catharines
Greening/Naturalization program
2020 Operating Budget - Expenditures by Object

Object of Expenditure	2020 Budget	2019 Budget	2018 Actuals	2017 Actuals	2016 Actuals	\$ Change 2019 Budget	% Change 2019 Budget
Building and Maintenance							
750.807.000 Green'g/Naturaliz'n Prgm	38,000	38,000	38,073	38,000	37,999	0	0.00%
Total Building and Maintenance	38,000	38,000	38,073	38,000	37,999	0	0.00%
Total Expenditures	38,000	38,000	38,073	38,000	37,999	0	0.00%
Total Net Expenditures	38,000	38,000	38,073	38,000	37,999	0	0.00%

City of St Catharines
Welland Canal Centre Gift Shop
2020 Operating Budget - Expenditures by Object

	2020 Budget	2019 Budget	2018 Actuals	2017 Actuals	2016 Actuals	\$ Change 2019 Budget	% Change 2019 Budget
Object of Expenditure							
Building and Maintenance							
752.100.152 General Supplies	250	250	245	143	300	0	0.00%
Total Building and Maintenance	250	250	245	143	300	0	0.00%
Contracts							
752.100.205 Contracts-Cash Pick-up	1,900	1,900	1,472	1,570	1,477	0	0.00%
Total Contracts	1,900	1,900	1,472	1,570	1,477	0	0.00%
Office and Related Expenses							
752.100.304 Postage and Courier	700	700	766	674	81	0	0.00%
752.100.311 Freight	2,000	2,000	1,866	2,238	2,027	0	0.00%
752.100.318 Cash Processing Fees	1,800	1,800	1,840	1,819	2,068	0	0.00%
Total Office and Related Expenses	4,500	4,500	4,472	4,731	4,176	0	0.00%
Other Service Charges							
752.100.439 Special Projects	0	0	2,372	375	0	0	0.00%
752.100.442 Selling Expenses	1,400	1,400	1,428	1,272	1,215	0	0.00%
752.100.443 Discounts + Other Charges	5,500	5,500	4,899	5,844	6,186	0	0.00%
752.100.444 Cost of Goods Sold	75,000	75,000	76,078	81,028	79,337	0	0.00%
752.100.450 Miscellaneous	50	50	0	74	88	0	0.00%
752.100.454 Consignment-cost of Sales	2,700	2,700	70	1,328	2,737	0	0.00%
752.100.455 Class-Over/shBreak/Shrink	400	400	612	1,478	21	0	0.00%
Total Other Service Charges	85,050	85,050	85,459	91,399	89,584	0	0.00%
Total Expenditures	91,700	91,700	91,648	97,843	95,537	0	0.00%
Revenue							
752.100.800 Miscellaneous Revenue	0	0	-10	-32	-32	0	0.00%
752.100.803 Other Grants	0	0	0	0	-12,000	0	0.00%
752.100.835 Merchandise Sales	-170,000	-170,000	-155,187	-161,830	-157,468	0	0.00%
Total Revenue	-170,000	-170,000	-155,197	-161,862	-169,500	0	0.00%
Total Net Expenditures	-78,300	-78,300	-63,549	-64,019	-73,963	0	0.00%

City of St Catharines
Museum
2020 Operating Budget - Expenditures by Object

	2020	2019	2018	2017	2016	\$ Change	% Change
	Budget	Budget	Actuals	Actuals	Actuals	2019 Budget	2019 Budget
Object of Expenditure							
Salaries and Wages							
752.105.001 Salaries/Wages-Regular	516,706	508,472	326,290	411,987	340,931	8,234	1.62%
752.105.002 Salaries/Wages-Overtime	0	0	1,680	751	717	0	0.00%
752.105.003 Salaries/Wages-Ext Svce	58,116	56,984	58,204	64,676	73,755	1,132	1.99%
752.105.006 Sick Pay	0	0	2,873	0	0	0	0.00%
752.105.007 Holiday/Vacation Pay	2,333	2,264	39,741	6,251	5,452	69	3.05%
752.105.009 Doctor's Appointments	0	0	1,785	0	0	0	0.00%
Total Salaries and Wages	577,155	567,720	430,573	483,665	420,855	9,435	1.66%
Benefits							
752.105.030 Pensions	72,933	75,659	51,851	59,290	49,828	-2,726	-3.60%
752.105.031 Other Benefits	63,068	59,148	37,010	36,156	32,672	3,920	6.63%
752.105.032 Workers Compensation	3,743	2,231	1,570	1,738	1,525	1,512	67.77%
752.105.033 Employment Insurance	13,001	12,806	8,846	9,978	10,194	195	1.52%
752.105.041 Boot Allowance	400	400	299	85	260	0	0.00%
Total Benefits	153,145	150,244	99,576	107,247	94,479	2,901	1.93%
Equipment Operations							
752.105.054 Exhibit Maintenance	5,750	5,750	3,947	5,504	4,640	0	0.00%
752.105.067 Car Allowance/Mileage	1,200	1,200	1,615	2,245	1,174	0	0.00%
Total Equipment Operations	6,950	6,950	5,562	7,749	5,814	0	0.00%
Materials							
752.105.100 Exhibit Materials	1,200	1,200	1,213	567	606	0	0.00%
752.105.104 Special Events Supplies	5,500	5,500	4,158	4,478	5,183	0	0.00%
752.105.110 Uniform Clothing	750	750	0	729	8	0	0.00%
752.105.118 Special Exhibits	26,000	26,000	25,831	27,500	23,887	0	0.00%
752.105.119 Collection Acquisition	1,000	1,000	1,008	829	1,809	0	0.00%
752.105.120 Curatorial	3,000	3,000	2,992	3,217	2,892	0	0.00%
752.105.121 Conservation	5,500	5,500	5,276	5,081	5,161	0	0.00%
752.105.122 Programs & Kits	9,100	9,100	6,189	7,518	8,197	0	0.00%
752.105.123 Reg'n-catalogu'g supplies	8,700	8,700	8,774	8,680	8,665	0	0.00%
752.105.124 Reg'n-Prevent Supplies	5,000	5,000	5,011	5,153	4,956	0	0.00%
752.105.135 Community Development	1,650	0	0	3,937	3,984	1,650	0.00%
Total Materials	67,400	65,750	60,452	67,689	65,348	1,650	2.51%
Building and Maintenance							
752.105.152 General Maintenance	2,173	250	0	229	52	1,923	769.20%
752.105.173 Ins-Office Equipment	0	0	0	0	592	0	0.00%
Total Building and Maintenance	2,173	250	0	229	644	1,923	769.20%

City of St Catharines

Museum

2020 Operating Budget - Expenditures by Object

	2020 Budget	2019 Budget	2018 Actuals	2017 Actuals	2016 Actuals	\$ Change 2019 Budget	% Change 2019 Budget
Office and Related Expenses							
752.105.302 Insurance-Accident/Bond'g	457	510	436	467	472	-53	-10.39%
752.105.303 Courier charges	160	160	4	106	4	0	0.00%
752.105.304 Postage	350	350	258	369	807	0	0.00%
752.105.307 Printing	400	400	496	305	0	0	0.00%
752.105.308 Copying and Prints	7,300	7,300	7,243	8,734	6,829	0	0.00%
752.105.309 Advertising	10,250	10,250	2,692	8,842	9,494	0	0.00%
752.105.310 Office Supplies	3,250	3,250	2,751	3,150	4,137	0	0.00%
752.105.314 Software	0	3,000	2,000	2,000	0	-3,000	-100.00%
752.105.317 Bank Charges	1,150	1,150	1,672	1,712	1,505	0	0.00%
752.105.330 Furniture/Equipment NTCA	0	0	68	0	1,838	0	0.00%
Total Office and Related Expenses	23,317	26,370	17,620	25,685	25,086	-3,053	-11.58%
Properties							
752.105.351 Replacements - Micros	0	0	0	70	7,365	0	0.00%
Total Properties	0	0	0	70	7,365	0	0.00%
Other Service Charges							
752.105.400 Mileage and Travel	200	200	49	86	0	0	0.00%
752.105.401 Conferences/Prof'l Dev't	3,750	4,000	1,503	135	3,197	-250	-6.25%
752.105.405 Subscriptions/Memb'ships	1,401	1,151	1,298	1,317	1,146	250	21.72%
752.105.407 Design & Production	2,000	2,500	2,134	1,641	3,770	-500	-20.00%
752.105.445 Coupons	0	0	0	-1	0	0	0.00%
752.105.446 Volunteer Expenses	600	100	0	10	0	500	500.00%
752.105.447 Board Expenses	0	0	0	0	128	0	0.00%
752.105.455 Over/Short	0	0	116	90	170	0	0.00%
Total Other Service Charges	7,951	7,951	5,100	3,278	8,411	0	0.00%
Total Expenditures	838,091	825,235	618,883	695,612	628,002	12,856	1.56%
Revenue							
752.105.802 Federal Grants	-27,500	-27,500	-40,174	-27,535	-19,044	0	0.00%
752.105.805 Donations	-25,000	-25,000	-19,898	-19,454	-20,016	0	0.00%
752.105.810 Miscellaneous Revenue	-1,000	-1,000	-1,498	-1,050	-800	0	0.00%
752.105.830 Memberships	-1,000	-1,000	-617	-755	-851	0	0.00%
752.105.832 Tours	-10,000	-10,000	-8,988	-6,974	-8,914	0	0.00%
752.105.835 Collections Fees	-3,500	-3,500	-2,615	-3,548	-2,180	0	0.00%
752.105.841 Public Programmes	-5,500	-5,500	-5,724	-5,476	-5,463	0	0.00%
752.105.842 Outreach	-1,600	-1,600	-473	-538	-666	0	0.00%
752.105.845 Event Fees	0	0	0	0	-22	0	0.00%
752.105.900 Transfer from Reserve	0	-17,500	-17,500	-27,500	-23,887	17,500	-100.00%
752.105.945 Provincial Museum Grant	-48,389	-48,389	-48,389	-48,389	-48,389	0	0.00%
Total Revenue	-123,489	-140,989	-145,876	-141,219	-130,232	17,500	-12.41%
Total Net Expenditures	714,602	684,246	473,007	554,393	497,770	30,356	4.44%

City of St Catharines
Welland Canal Centre
2020 Operating Budget - Expenditures by Object

	2020 Budget	2019 Budget	2018 Actuals	2017 Actuals	2016 Actuals	\$ Change 2019 Budget	% Change 2019 Budget
Object of Expenditure							
Salaries and Wages							
752.120.001 Salaries/Wages-Regular	246,360	242,431	268,247	237,386	323,547	3,929	1.62%
752.120.002 Salaries/Wages-Overtime	9,001	9,001	7,251	2,922	4,089	0	0.00%
752.120.003 Salaries/Wages-Ext Svce	93,843	91,253	109,514	76,732	72,754	2,590	2.84%
752.120.006 Sick Pay	0	0	7,363	0	0	0	0.00%
752.120.007 Holiday/Vacation Pay	3,762	3,648	49,448	8,050	6,576	114	3.13%
752.120.009 Doctor's Appointments	0	0	623	0	0	0	0.00%
Total Salaries and Wages	352,966	346,333	442,446	325,090	406,966	6,633	1.92%
Benefits							
752.120.030 Pensions	51,489	41,800	47,979	38,617	47,814	9,689	23.18%
752.120.031 Other Benefits	45,127	34,660	38,114	27,753	38,179	10,467	30.20%
752.120.032 Workers Compensation	2,260	2,498	1,675	1,194	1,471	-238	-9.53%
752.120.033 Employment Insurance	7,246	7,281	8,484	6,437	9,366	-35	-0.48%
Total Benefits	106,122	86,239	96,252	74,001	96,830	19,883	23.06%
Equipment Operations							
752.120.050 Equipment Rental	300	300	143	0	291	0	0.00%
752.120.053 Service Contracts	13,589	13,589	12,613	9,544	11,773	0	0.00%
752.120.054 Repairs-equipment	500	500	407	229	1,168	0	0.00%
752.120.067 Car Allowance/Mileage	950	950	491	388	954	0	0.00%
Total Equipment Operations	15,339	15,339	13,654	10,161	14,186	0	0.00%
Materials							
752.120.102 Small Tools/Equipment	100	100	87	83	473	0	0.00%
752.120.104 General Supplies	6,000	6,000	2,901	6,166	7,012	0	0.00%
752.120.110 Uniform Clothing	2,225	2,225	2,001	2,242	2,261	0	0.00%
Total Materials	8,325	8,325	4,989	8,491	9,746	0	0.00%
Building and Maintenance							
752.120.152 Gen Bldg Mtnce Supplies	5,200	5,200	5,534	6,126	3,337	0	0.00%
752.120.162 Repairs	37,848	35,023	26,512	36,451	26,223	2,825	8.07%
752.120.163 Heat,Light,Power,Water	55,000	57,000	52,309	52,633	54,677	-2,000	-3.51%
752.120.164 Signage	10,200	9,500	9,352	9,495	13,754	700	7.37%
752.120.173 Insurance-Bldg,Contents	6,021	5,286	5,565	5,225	4,759	735	13.90%
752.120.178 Rent -Seaway Land	13,700	13,700	14,132	6,949	13,694	0	0.00%
752.120.180 Improvements-Non TCA	0	2,000	-13,000	5,000	-160	-2,000	-100.00%
Total Building and Maintenance	127,969	127,709	100,404	121,879	116,284	260	0.20%
Contracts							
752.120.205 Contract-Security	7,060	7,060	7,424	6,634	5,911	0	0.00%
752.120.206 Waste Disposal	1,800	1,800	2,286	2,070	1,828	0	0.00%
752.120.230 Landscaping	0	0	946	1,972	0	0	0.00%

City of St Catharines
Welland Canal Centre
2020 Operating Budget - Expenditures by Object

	2020	2019	2018	2017	2016	\$ Change	% Change
	Budget	Budget	Actuals	Actuals	Actuals	2019 Budget	2019 Budget
752.120.235 Contract - Pest Control	1,200	1,200	1,226	1,133	1,112	0	0.00%
Total Contracts	10,060	10,060	11,882	11,809	8,851	0	0.00%
Office and Related Expenses							
752.120.305 Telephone	8,200	8,200	9,215	8,139	8,259	0	0.00%
752.120.306 Cellular Phones	1,700	1,700	1,001	675	1,852	0	0.00%
752.120.309 Advertising	2,500	2,500	1,701	1,706	1,273	0	0.00%
Total Office and Related Expenses	12,400	12,400	11,917	10,520	11,384	0	0.00%
Properties							
752.120.354 Other Equipment	1,000	1,000	300	650	372	0	0.00%
Total Properties	1,000	1,000	300	650	372	0	0.00%
Other Service Charges							
752.120.400 Mileage and Parking	0	0	0	-77	0	0	0.00%
752.120.405 Subscriptions/Memb'ships	545	545	601	425	455	0	0.00%
752.120.406 Promotion/Publicity	14,700	14,700	11,634	16,020	7,334	0	0.00%
752.120.441 Rental Supplies	1,200	1,200	651	1,144	1,310	0	0.00%
Total Other Service Charges	16,445	16,445	12,886	17,512	9,099	0	0.00%
Total Expenditures	650,626	623,850	694,730	580,113	673,718	26,776	4.29%
Revenue							
752.120.800 Miscellaneous Revenue	-1,000	-1,000	-345	-169	-194	0	0.00%
752.120.851 Room Rentals	-30,500	-30,500	-25,895	-30,902	-23,622	0	0.00%
Total Revenue	-31,500	-31,500	-26,240	-31,071	-23,816	0	0.00%
Total Net Expenditures	619,126	592,350	668,490	549,042	649,902	26,776	4.52%

City of St Catharines
Morningstar Mill
2020 Operating Budget - Expenditures by Object

	2020	2019	2018	2017	2016	\$ Change	% Change
	Budget	Budget	Actuals	Actuals	Actuals	2019 Budget	2019 Budget
Object of Expenditure							
Salaries and Wages							
752.125.001 Salaries/Wages-Regular	51,874	50,981	46,951	49,203	47,906	893	1.75%
752.125.002 Wages-Overtime	0	0	0	169	0	0	0.00%
752.125.003 Salaries/Wages-Extra	7,116	6,977	0	12,449	2,675	139	1.99%
752.125.007 Holiday/Vacation Pay	286	277	3,947	1,318	112	9	3.25%
Total Salaries and Wages	59,276	58,235	50,898	63,139	50,693	1,041	1.79%
Benefits							
752.125.030 Pensions	8,350	8,123	6,858	7,469	6,624	227	2.79%
752.125.031 Other Benefits	7,638	7,326	6,056	6,050	6,096	312	4.26%
752.125.032 Workers Compensation	379	230	186	246	183	149	64.78%
752.125.033 Employment Insurance	1,367	1,340	1,058	1,400	1,236	27	2.01%
Total Benefits	17,734	17,019	14,158	15,165	14,139	715	4.20%
Equipment Operations							
752.125.053 Service Contracts	5,942	4,042	2,000	3,516	2,366	1,900	47.01%
752.125.067 Mileage	275	275	390	398	118	0	0.00%
Total Equipment Operations	6,217	4,317	2,390	3,914	2,484	1,900	44.01%
Materials							
752.125.100 Exhibit Materials	4,000	4,000	2,434	2,700	4,442	0	0.00%
752.125.120 Curatorial Supplies	1,500	1,500	186	213	459	0	0.00%
752.125.121 Conservation	300	300	3,106	3,500	0	0	0.00%
Total Materials	5,800	5,800	5,726	6,413	4,901	0	0.00%
Building and Maintenance							
752.125.152 Gen Bldg Mntce Supplies	2,315	2,200	2,514	1,390	2,558	115	5.23%
752.125.162 Repairs	8,988	8,872	8,905	4,784	7,166	116	1.31%
752.125.163 Heat,Light,Power,Water	8,093	9,093	6,091	7,374	5,845	-1,000	-11.00%
752.125.173 Insurance-Bldg,Contents	676	718	658	653	664	-42	-5.85%
752.125.180 Improvements - Non TCA	6,000	6,000	0	0	0	0	0.00%
Total Building and Maintenance	26,072	26,883	18,168	14,201	16,233	-811	-3.02%
Contracts							
752.125.210 Portable Toilets	2,850	2,850	2,670	2,450	2,850	0	0.00%
752.125.235 Contract-Pest Control	75	75	0	0	0	0	0.00%
Total Contracts	2,925	2,925	2,670	2,450	2,850	0	0.00%
Office and Related Expenses							
752.125.306 Cell Phone Charges	720	720	432	619	0	0	0.00%
752.125.307 Printing	0	0	88	0	0	0	0.00%
752.125.309 Advertising & Promotion	0	0	0	0	249	0	0.00%
752.125.310 Office Supplies	547	547	125	280	236	0	0.00%

City of St Catharines
Morningstar Mill
2020 Operating Budget - Expenditures by Object

	2020 Budget	2019 Budget	2018 Actuals	2017 Actuals	2016 Actuals	\$ Change 2019 Budget	% Change 2019 Budget
752.125.314 Software	0	0	0	0	-300	0	0.00%
Total Office and Related Expenses	1,267	1,267	645	899	185	0	0.00%
Other Service Charges							
752.125.417 Study/Consulting Fees	0	0	0	0	10,000	0	0.00%
752.125.439 Volunteer Projects	0	0	130	0	0	0	0.00%
Total Other Service Charges	0	0	130	0	10,000	0	0.00%
Total Expenditures	119,291	116,446	94,785	106,181	101,485	2,845	2.44%
Revenue							
752.125.800 Miscellaneous Revenue	-8,000	-8,000	-6,027	-5,917	-8,112	0	0.00%
752.125.805 Donations	0	0	0	0	-120	0	0.00%
Total Revenue	-8,000	-8,000	-6,027	-5,917	-8,232	0	0.00%
Total Net Expenditures	111,291	108,446	88,758	100,264	93,253	2,845	2.62%

City of St Catharines
Grape and Wine Festival
2020 Operating Budget - Expenditures by Object

Object of Expenditure	2020 Budget	2019 Budget	2018 Actuals	2017 Actuals	2016 Actuals	\$ Change 2019 Budget	% Change 2019 Budget
Other Service Charges							
783.130.000 Grape and Wine Festival	38,000	38,000	42,537	32,076	36,893	0	0.00%
Total Other Service Charges	38,000	38,000	42,537	32,076	36,893	0	0.00%
Total Expenditures	38,000	38,000	42,537	32,076	36,893	0	0.00%
Total Net Expenditures	38,000	38,000	42,537	32,076	36,893	0	0.00%

City of St Catharines
Labour Day Parade
2020 Operating Budget - Expenditures by Object

Object of Expenditure	2020 Budget	2019 Budget	2018 Actuals	2017 Actuals	2016 Actuals	\$ Change 2019 Budget	% Change 2019 Budget
Other Service Charges							
783.131.000 Labour Day Parade	7,200	7,200	8,688	7,188	6,181	0	0.00%
Total Other Service Charges	7,200	7,200	8,688	7,188	6,181	0	0.00%
Total Expenditures	7,200	7,200	8,688	7,188	6,181	0	0.00%
Total Net Expenditures	7,200	7,200	8,688	7,188	6,181	0	0.00%

City of St Catharines
Festivals
2020 Operating Budget - Expenditures by Object

Object of Expenditure	2020 Budget	2019 Budget	2018 Actuals	2017 Actuals	2016 Actuals	\$ Change 2019 Budget	% Change 2019 Budget
Materials							
761.129.135 Community Development	121,439	116,100	98,425	92,732	0	5,339	4.60%
Total Materials	121,439	116,100	98,425	92,732	0	5,339	4.60%
Total Expenditures	121,439	116,100	98,425	92,732	0	5,339	4.60%
Revenue							
761.129.900 Transfer from Reserve	-116,100	-116,100	-98,425	-92,732	0	0	0.00%
Total Revenue	-116,100	-116,100	-98,425	-92,732	0	0	0.00%
Total Net Expenditures	5,339	0	0	0	0	5,339	0.00%

City of St Catharines
Events/Market Operations
2020 Operating Budget - Expenditures by Object

	2020 Budget	2019 Budget	2018 Actuals	2017 Actuals	2016 Actuals	\$ Change 2019 Budget	% Change 2019 Budget
Object of Expenditure							
Salaries and Wages							
761.135.001 Salaries/Wages-regular	56,388	59,918	7,104	58,482	57,722	-3,530	-5.89%
761.135.002 Salaries/Wages - Overtime	0	0	364	320	0	0	0.00%
761.135.003 Salary/Wages - Extra	0	0	23,519	0	0	0	0.00%
761.135.007 Holiday/Vacation Pay	0	0	9,796	336	0	0	0.00%
761.135.009 Doctor's Appointments	0	0	16	16	0	0	0.00%
Total Salaries and Wages	56,388	59,918	40,799	59,154	57,722	-3,530	-5.89%
Benefits							
761.135.030 Pensions	8,893	9,206	3,025	8,121	8,015	-313	-3.40%
761.135.031 Other Benefits	12,984	14,961	6,665	6,305	6,040	-1,977	-13.21%
761.135.032 Workers Compensation	2,011	2,085	1,352	1,808	1,685	-74	-3.55%
761.135.033 Employment Insurance	1,253	1,202	928	1,065	1,238	51	4.24%
Total Benefits	25,141	27,454	11,970	17,299	16,978	-2,313	-8.43%
Equipment Operations							
761.135.050 Rentals-towing	2,000	2,000	1,349	2,450	2,660	0	0.00%
761.135.053 Service Contracts	2,005	2,005	1,099	2,003	935	0	0.00%
761.135.067 Car Allowance/Mileage	500	500	0	413	424	0	0.00%
Total Equipment Operations	4,505	4,505	2,448	4,866	4,019	0	0.00%
Materials							
761.135.104 General Supplies	0	0	28	0	0	0	0.00%
Total Materials	0	0	28	0	0	0	0.00%
Building and Maintenance							
761.135.150 Cleaning/Custodian	11,500	11,500	13,930	12,012	10,354	0	0.00%
761.135.153 Snow Removal	1,750	1,750	1,750	0	0	0	0.00%
761.135.162 Repairs	16,692	16,476	14,794	8,906	10,683	216	1.31%
761.135.163 Heat/Light/Power/Water	20,308	24,304	18,149	18,385	18,117	-3,996	-16.44%
761.135.173 Insurance-property	1,217	1,591	1,185	1,176	2,944	-374	-23.51%
761.135.178 Rent-Mkt Clerks office	1,975	1,975	1,894	1,964	1,815	0	0.00%
Total Building and Maintenance	53,442	57,596	51,702	42,443	43,913	-4,154	-7.21%
Contracts							
761.135.200 Contract - general	0	10,000	8,670	9,500	10,200	-10,000	-100.00%
Total Contracts	0	10,000	8,670	9,500	10,200	-10,000	-100.00%

City of St Catharines
Events/Market Operations
2020 Operating Budget - Expenditures by Object

	2020 Budget	2019 Budget	2018 Actuals	2017 Actuals	2016 Actuals	\$ Change 2019 Budget	% Change 2019 Budget
Office and Related Expenses							
761.135.305 Telephone	350	500	0	419	481	-150	-30.00%
761.135.306 Cellular Phones	625	475	453	533	654	150	31.58%
761.135.308 Copying and Prints	250	250	118	6	111	0	0.00%
761.135.309 Advertising/Promotion	22,000	22,000	20,737	28,998	21,611	0	0.00%
761.135.310 Office Supplies	200	200	191	160	79	0	0.00%
Total Office and Related Expenses	23,425	23,425	21,499	30,116	22,936	0	0.00%
Properties							
761.135.354 Other Equipment	0	0	0	4,298	2,787	0	0.00%
Total Properties	0	0	0	4,298	2,787	0	0.00%
Other Service Charges							
761.135.401 Conferences/Conventions	450	450	2,251	123	1,041	0	0.00%
761.135.402 Training	50	100	0	78	250	-50	-50.00%
761.135.405 Subscriptions/Memberships	325	325	300	300	746	0	0.00%
761.135.406 Promotion and Publicity	300	300	300	5	750	0	0.00%
761.135.432 Festivals/Opening	30,000	30,000	26,661	22,493	33,987	0	0.00%
Total Other Service Charges	31,125	31,175	29,512	22,999	36,774	-50	-0.16%
Total Expenditures	194,026	214,073	166,628	190,675	195,329	-20,047	-9.36%
Revenue							
761.135.832 Rentals	-45,000	-45,000	-36,241	-39,006	-42,963	0	0.00%
761.135.834 Miscellaneous Recoverable	0	0	0	-1,966	0	0	0.00%
761.135.886 Market Permits/Fees	-50,000	-50,000	-53,286	-48,034	-45,444	0	0.00%
761.135.900 Transfer from Reserve	0	-20,000	-20,000	-20,000	-30,000	20,000	-100.00%
Total Revenue	-95,000	-115,000	-109,527	-109,006	-118,407	20,000	-17.39%
Total Net Expenditures	99,026	99,073	57,101	81,669	76,922	-47	-0.05%

City of St Catharines

2020 Operating Budget - Expenditures by Department, Board or Committee

	2020 Budget	2019 Budget	2018 Actuals	2017 Actuals	2016 Actuals	\$ Change 2019 Budget	% Change 2019 Budget
Meridian Centre							
Meridian Centre	700,449	652,689	673,943	779,649	675,549	47,760	7.32%
Total Meridian Centre	700,449	652,689	673,943	779,649	675,549	47,760	7.32%

City of St Catharines
Meridian Centre
2020 Operating Budget - Expenditures by Object

	2020 Budget	2019 Budget	2018 Actuals	2017 Actuals	2016 Actuals	\$ Change 2019 Budget	% Change 2019 Budget
Object of Expenditure							
Equipment Operations							
750.625.053 Service Contracts	0	0	3,536	2,842	500	0	0.00%
Total Equipment Operations	0	0	3,536	2,842	500	0	0.00%
Materials							
750.625.100 Materials	1,918,676	1,856,193	2,857,083	2,471,765	2,532,059	62,483	3.37%
750.625.118 Sports Hall of Fame	7,000	3,000	7,530	2,678	8,702	4,000	133.33%
Total Materials	1,925,676	1,859,193	2,864,613	2,474,443	2,540,761	66,483	3.58%
Building and Maintenance							
750.625.162 Repairs	0	0	3,853	4,118	0	0	0.00%
750.625.173 Insurance-Bldg/Contents	27,919	27,497	27,281	27,152	32,198	422	1.53%
Total Building and Maintenance	27,919	27,497	31,134	31,270	32,198	422	1.53%
Contracts							
750.625.200 Contract - general	1,385,351	1,389,375	2,050,587	1,965,003	1,935,391	-4,024	-0.29%
Total Contracts	1,385,351	1,389,375	2,050,587	1,965,003	1,935,391	-4,024	-0.29%
Other Service Charges							
750.625.448 Alloc' Meridian reserve	0	0	187,575	0	109,588	0	0.00%
750.625.450 Miscellaneous	0	0	107,896	8,474	92,213	0	0.00%
750.625.457 Community Engagement	0	0	80,000	140,000	30,000	0	0.00%
Total Other Service Charges	0	0	375,471	148,474	231,801	0	0.00%
Total Expenditures	3,338,946	3,276,065	5,325,341	4,622,032	4,740,651	62,881	1.92%
Revenue							
750.625.800 Revenues	-2,638,497	-2,620,376	-4,640,046	-3,835,587	-4,056,400	-18,121	0.69%
750.625.900 Transfer from Reserve	0	-3,000	-11,353	-6,796	-8,702	3,000	-100.00%
Total Revenue	-2,638,497	-2,623,376	-4,651,399	-3,842,383	-4,065,102	-15,121	0.58%
Total Net Expenditures	700,449	652,689	673,942	779,649	675,549	47,760	7.32%

City of St Catharines

2020 Operating Budget - Expenditures by Department, Board or Committee

	2020 Budget	2019 Budget	2018 Actuals	2017 Actuals	2016 Actuals	\$ Change 2019 Budget	% Change 2019 Budget
Financial Management Services							
Finance	1,335,957	1,408,008	1,492,336	1,564,327	1,382,357	-72,051	-5.12%
Property Management	239,948	231,210	196,406	148,347	196,392	8,738	3.78%
Purchasing	294,519	283,517	261,494	260,790	269,243	11,002	3.88%
External Audit	50,000	50,000	44,774	33,072	31,953	0	0.00%
Copying - General	24,000	26,000	24,481	24,882	24,176	-2,000	-7.69%
Insurance - General	1,500,000	1,500,000	1,500,000	1,499,951	1,487,076	0	0.00%
Other Benefits	75,000	75,000	82,697	72,980	70,630	0	0.00%
Joint Staff Meetings	1,200	1,200	456	403	228	0	0.00%
Actuarial Valuations	8,000	8,000	8,000	5,878	8,000	0	0.00%
Bank Charges	10,210	10,210	14,830	36,846	43,219	0	0.00%
Collection Costs	9,000	9,000	8,603	14,999	6,373	0	0.00%
Provision for Allowances	0	0	1,391,043	333,556	799,918	0	0.00%
Employee Suggestion Program	200	200	0	0	0	0	0.00%
Miscellaneous-general	50,000	50,000	-526,612	78,785	96,424	0	0.00%
Postage - general	170,000	165,000	164,569	163,316	153,283	5,000	3.03%
Total Financial Management Services	3,768,034	3,817,345	4,663,077	4,248,324	4,677,603	-49,311	-1.29%

City of St Catharines
Finance
2020 Operating Budget - Expenditures by Object

	2020 Budget	2019 Budget	2018 Actuals	2017 Actuals	2016 Actuals	\$ Change 2019 Budget	% Change 2019 Budget
Object of Expenditure							
Salaries and Wages							
702.300.001 Salaries/Wages-Regular	1,450,002	1,399,694	1,107,652	1,740,575	1,823,364	50,308	3.59%
702.300.002 Salaries/Wages-Overtime	10,000	10,000	21,367	9,648	9,527	0	0.00%
702.300.003 Salaries/Wages-Ext Svce	93,110	49,928	130,105	168,284	53,623	43,182	86.49%
702.300.006 Sick Pay	0	0	32,590	401	0	0	0.00%
702.300.007 Holiday/Vacation Pay	3,724	1,998	260,523	9,466	5,694	1,726	86.39%
702.300.009 Doctor's Appointments	0	0	2,711	17	0	0	0.00%
Total Salaries and Wages	1,556,836	1,461,620	1,554,948	1,928,391	1,892,208	95,216	6.51%
Benefits							
702.300.030 Pensions	229,817	217,201	189,172	242,282	254,415	12,616	5.81%
702.300.031 Other Benefits	205,243	207,608	162,703	215,743	185,369	-2,365	-1.14%
702.300.032 Workers Compensation	49,143	46,056	45,922	282,391	50,151	3,087	6.70%
702.300.033 Employment Insurance	26,580	25,242	24,538	28,248	32,986	1,338	5.30%
702.300.040 Meal Allowance	100	0	120	0	0	100	0.00%
Total Benefits	510,883	496,107	422,455	768,664	522,921	14,776	2.98%
Equipment Operations							
702.300.053 Service Contracts	4,960	6,210	1,378	7,249	0	-1,250	-20.13%
702.300.054 Repairs-equipment	650	650	769	1,479	446	0	0.00%
702.300.067 Car Allowance/Mileage	1,500	900	1,733	975	340	600	66.67%
Total Equipment Operations	7,110	7,760	3,880	9,703	786	-650	-8.38%
Building and Maintenance							
702.300.180 improvements-Non TCA	1,500	1,500	1,500	1,000	0	0	0.00%
Total Building and Maintenance	1,500	1,500	1,500	1,000	0	0	0.00%
Contracts							
702.300.200 Contracts-tax bill prep	13,000	12,000	11,206	15,742	10,920	1,000	8.33%
702.300.201 Contract - PSAB-capital	0	0	-29,934	0	0	0	0.00%
702.300.202 Contracts-other	0	0	68,252	0	0	0	0.00%
702.300.206 Contract-Recycl'g/Garbage	200	200	0	0	0	0	0.00%
Total Contracts	13,200	12,200	49,524	15,742	10,920	1,000	8.20%
Office and Related Expenses							
702.300.303 Courier Charges	5,250	5,250	5,257	5,298	2,141	0	0.00%
702.300.306 Cell phones	1,500	1,500	2,216	1,769	1,768	0	0.00%
702.300.307 Printing	6,000	6,000	5,295	7,506	2,608	0	0.00%
702.300.309 Advertising	6,000	6,000	2,670	3,024	2,894	0	0.00%
702.300.310 Office Supplies	23,000	24,000	25,431	22,353	28,760	-1,000	-4.17%
702.300.312 Books and Publications	2,535	2,535	2,172	1,641	2,082	0	0.00%
702.300.314 Software	0	0	916	305	7,498	0	0.00%

City of St Catharines

Finance

2020 Operating Budget - Expenditures by Object

	2020	2019	2018	2017	2016	\$ Change	% Change
	Budget	Budget	Actuals	Actuals	Actuals	2019 Budget	2019 Budget
702.300.323 Internet Charges	540	540	438	376	377	0	0.00%
702.300.330 Office Furniture Non TCA	6,000	6,000	2,340	4,806	3,828	0	0.00%
Total Office and Related Expenses	50,825	51,825	46,735	47,078	51,956	-1,000	-1.93%
Properties							
702.300.351 Replacements-micros	0	0	0	0	11,558	0	0.00%
702.300.354 Other Equipment	0	0	0	-7,401	0	0	0.00%
Total Properties	0	0	0	-7,401	11,558	0	0.00%
Other Service Charges							
702.300.400 Travelling	200	200	0	124	552	0	0.00%
702.300.401 Conferences/Conventions	9,520	7,020	4,953	4,659	3,603	2,500	35.61%
702.300.402 Training	8,150	7,150	7,393	7,150	3,066	1,000	13.99%
702.300.405 Subscriptions/Memb'ships	11,553	10,845	7,239	8,176	9,566	708	6.53%
702.300.417 Study/Consulting Fees	176,000	1,000	5,062	-4	7,000	175,000	17,500.00%
702.300.448 Transfer to Reserve	0	0	95,453	0	0	0	0.00%
702.300.450 Miscellaneous	100	100	80	79	91	0	0.00%
Total Other Service Charges	205,523	26,315	120,180	20,184	23,878	179,208	681.01%
Total Expenditures	2,345,877	2,057,327	2,199,222	2,783,361	2,514,227	288,550	14.03%
Revenue							
630.110.000 Tax Certificates	-185,000	-150,000	-62,263	-61,718	-57,082	-35,000	23.33%
702.300.800 Miscellaneous Revenue	-26,000	-24,000	-140,341	-32,029	-23,688	-2,000	8.33%
702.300.811 Reg'n Costs-Tax Arrears	-85,000	-45,000	-43,163	-80,540	-41,200	-40,000	88.89%
702.300.815 Utility-recoverable	-63,600	-62,800	-63,600	-52,800	-52,800	-800	1.27%
702.300.833 Mortgage Info revenue	-157,000	-157,000	-156,066	-157,553	-160,005	0	0.00%
702.300.834 Taxes-Verbal fees	0	0	-63,771	-73,915	-84,508	0	0.00%
702.300.838 Transfer Fees	-3,000	0	-1,975	0	0	-3,000	0.00%
702.300.839 Refund Fees	-1,500	0	-900	0	0	-1,500	0.00%
702.300.900 Transfer from Reserve	-218,000	0	-4,477	0	0	-218,000	0.00%
702.300.921 Water Admin Fee	-55,000	-42,000	-50,686	-46,126	-37,478	-13,000	30.95%
702.300.922 A/R Admin Fee	-4,000	-3,750	-6,226	-4,885	-3,128	-250	6.67%
702.300.923 Region POA fees	-500	-1,000	-466	-407	-650	500	-50.00%
702.300.924 Admin - Ppty Stds	0	0	-218	-179	-350	0	0.00%
702.300.925 New Ownership/Roll Fee	-110,000	-85,000	-112,733	-102,235	-57,740	-25,000	29.41%
702.300.950 Salary Alloc-Canine Cont	0	0	0	-6,100	-11,000	0	0.00%
702.300.951 Salary Allocated-Pkg	0	0	0	-70,000	-60,000	0	0.00%
702.300.952 Salary Allocated-water	0	0	0	-390,000	-408,000	0	0.00%
702.300.953 Allocation - IT/HR	0	0	0	-140,547	-134,241	0	0.00%
702.300.954 Allocation-FOPAC	-25,000	-25,000	0	0	0	0	0.00%
702.300.955 Allocation Bldg Indirect	-76,320	-53,769	0	0	0	-22,551	41.94%
Total Revenue	-1,009,920	-649,319	-706,885	-1,219,034	-1,131,870	-360,601	55.54%
Total Net Expenditures	1,335,957	1,408,008	1,492,337	1,564,327	1,382,357	-72,051	-5.12%

City of St Catharines
Property Management
2020 Operating Budget - Expenditures by Object

	2020 Budget	2019 Budget	2018 Actuals	2017 Actuals	2016 Actuals	\$ Change 2019 Budget	% Change 2019 Budget
Object of Expenditure							
Salaries and Wages							
702.305.001 Salaries/Wages-Regular	171,596	164,984	130,528	104,068	142,297	6,612	4.01%
702.305.006 Sick Pay	0	0	736	0	0	0	0.00%
702.305.007 Holiday/Vacation Pay	0	0	14,008	173	0	0	0.00%
702.305.009 Doctor's Appointments	0	0	267	0	0	0	0.00%
Total Salaries and Wages	171,596	164,984	145,539	104,241	142,297	6,612	4.01%
Benefits							
702.305.030 Pensions	26,608	24,012	20,134	15,612	20,119	2,596	10.81%
702.305.031 Other Benefits	14,839	15,000	11,168	9,554	13,606	-161	-1.07%
702.305.032 Workers Compensation	5,284	5,035	4,132	3,194	3,975	249	4.95%
702.305.033 Employment Insurance	2,406	2,404	1,892	1,601	2,427	2	0.08%
Total Benefits	49,137	46,451	37,326	29,961	40,127	2,686	5.78%
Equipment Operations							
702.305.067 Car Allowance/Mileage	350	500	187	74	117	-150	-30.00%
Total Equipment Operations	350	500	187	74	117	-150	-30.00%
Office and Related Expenses							
702.305.303 Courier Charges	50	50	0	0	0	0	0.00%
702.305.306 Cell Phones	420	420	361	536	457	0	0.00%
702.305.312 Books and Publications	100	100	0	0	0	0	0.00%
702.305.314 Software	3,700	3,700	3,557	3,251	3,251	0	0.00%
702.305.330 Office Furniture Non TCA	0	500	0	0	0	-500	-100.00%
Total Office and Related Expenses	4,270	4,770	3,918	3,787	3,708	-500	-10.48%
Properties							
702.305.351 Replacement-Micros	0	0	0	0	1,204	0	0.00%
Total Properties	0	0	0	0	1,204	0	0.00%
Other Service Charges							
702.305.400 Travelling	0	0	0	46	72	0	0.00%
702.305.402 Training/Seminars	2,000	2,000	786	153	2,154	0	0.00%
702.305.405 Subscriptions/Memb'ships	845	755	485	784	1,876	90	11.92%
702.305.417 Study/Consulting Fees	10,000	10,000	8,121	7,618	4,783	0	0.00%
702.305.421 Title Searches	200	200	44	126	0	0	0.00%
702.305.448 Survey/Land Sale Costs	1,500	1,500	0	1,526	55	0	0.00%
702.305.450 Miscellaneous	50	50	0	31	0	0	0.00%
Total Other Service Charges	14,595	14,505	9,436	10,284	8,940	90	0.62%
Total Expenditures	239,948	231,210	196,406	148,347	196,393	8,738	3.78%
Total Net Expenditures	239,948	231,210	196,406	148,347	196,393	8,738	3.78%

City of St Catharines
Purchasing
2020 Operating Budget - Expenditures by Object

	2020 Budget	2019 Budget	2018 Actuals	2017 Actuals	2016 Actuals	\$ Change 2019 Budget	% Change 2019 Budget
Object of Expenditure							
Salaries and Wages							
702.310.001 Salaries/Wages-Regular	203,445	200,143	171,889	189,392	204,456	3,302	1.65%
702.310.002 Salaries/Wages-Overtime	0	0	0	0	123	0	0.00%
702.310.006 Sick Pay	0	0	5,161	0	0	0	0.00%
702.310.007 Holiday/Vacation Pay	0	0	18,536	1,089	0	0	0.00%
702.310.009 Doctor's Appointments	0	0	434	0	0	0	0.00%
Total Salaries and Wages	203,445	200,143	196,020	190,481	204,579	3,302	1.65%
Benefits							
702.310.030 Pensions	31,202	29,303	27,347	26,793	28,264	1,899	6.48%
702.310.031 Other Benefits	29,230	27,026	22,757	21,939	21,266	2,204	8.16%
702.310.032 Workers Compensation	6,852	6,735	6,340	5,928	6,196	117	1.74%
702.310.033 Employment Insurance	3,600	3,605	3,268	3,196	4,368	-5	-0.14%
702.310.041 Safety Shoes	200	175	0	132	153	25	14.29%
Total Benefits	71,084	66,844	59,712	57,988	60,247	4,240	6.34%
Equipment Operations							
702.310.053 Service Contracts	6,795	6,495	297	0	0	300	4.62%
702.310.067 Car Allowance/Mileage	250	200	165	0	272	50	25.00%
Total Equipment Operations	7,045	6,695	462	0	272	350	5.23%
Materials							
702.310.109 Safety Equipment	0	0	0	20	0	0	0.00%
Total Materials	0	0	0	20	0	0	0.00%
Office and Related Expenses							
702.310.306 Cell Phones	750	600	1,024	828	866	150	25.00%
702.310.307 Printing	200	250	0	4	21	-50	-20.00%
702.310.312 Books and Publications	400	600	0	0	0	-200	-33.33%
702.310.314 Software	0	0	0	8,141	0	0	0.00%
702.310.330 Office furniture Non TCA	1,000	0	454	0	0	1,000	0.00%
Total Office and Related Expenses	2,350	1,450	1,478	8,973	887	900	62.07%
Other Service Charges							
702.310.400 Travelling	0	0	0	6	0	0	0.00%
702.310.401 Conferences/Conventions	2,000	2,500	817	1,365	1,551	-500	-20.00%
702.310.402 Training and Education	6,500	4,500	1,784	550	894	2,000	44.44%
702.310.405 Subscriptions/Memb'ships	2,020	1,310	1,221	1,302	753	710	54.20%
702.310.450 Miscellaneous	75	75	0	105	60	0	0.00%
Total Other Service Charges	10,595	8,385	3,822	3,328	3,258	2,210	26.36%
Total Expenditures	294,519	283,517	261,494	260,790	269,243	11,002	3.88%
Total Net Expenditures	294,519	283,517	261,494	260,790	269,243	11,002	3.88%

City of St Catharines
External Audit
2020 Operating Budget - Expenditures by Object

Object of Expenditure	2020 Budget	2019 Budget	2018 Actuals	2017 Actuals	2016 Actuals	\$ Change 2019 Budget	% Change 2019 Budget
Contracts							
702.315.000 Audit	50,000	50,000	44,774	33,072	31,953	0	0.00%
Total Contracts	50,000	50,000	44,774	33,072	31,953	0	0.00%
Total Expenditures	50,000	50,000	44,774	33,072	31,953	0	0.00%
Total Net Expenditures	50,000	50,000	44,774	33,072	31,953	0	0.00%

City of St Catharines
Copying - General
2020 Operating Budget - Expenditures by Object

Object of Expenditure	2020 Budget	2019 Budget	2018 Actuals	2017 Actuals	2016 Actuals	\$ Change 2019 Budget	% Change 2019 Budget
Office and Related Expenses							
702.320.000 Copying	24,000	26,000	24,481	24,882	24,176	-2,000	-7.69%
Total Office and Related Expenses	24,000	26,000	24,481	24,882	24,176	-2,000	-7.69%
Total Expenditures	24,000	26,000	24,481	24,882	24,176	-2,000	-7.69%
Total Net Expenditures	24,000	26,000	24,481	24,882	24,176	-2,000	-7.69%

City of St Catharines
Insurance - General
2020 Operating Budget - Expenditures by Object

Object of Expenditure	2020 Budget	2019 Budget	2018 Actuals	2017 Actuals	2016 Actuals	\$ Change 2019 Budget	% Change 2019 Budget
Contracts							
702.335.100 Self-insurance	800,000	850,000	709,815	756,082	864,146	-50,000	-5.88%
702.335.105 Premiums	700,000	650,000	623,581	580,869	622,930	50,000	7.69%
Total Contracts	1,500,000	1,500,000	1,333,396	1,336,951	1,487,076	0	0.00%
Other Service Charges							
702.335.448 Transfer to Reserve	0	0	166,604	163,000	0	0	0.00%
Total Other Service Charges	0	0	166,604	163,000	0	0	0.00%
Total Expenditures	1,500,000	1,500,000	1,500,000	1,499,951	1,487,076	0	0.00%
Total Net Expenditures	1,500,000	1,500,000	1,500,000	1,499,951	1,487,076	0	0.00%

City of St Catharines
Other Benefits
2020 Operating Budget - Expenditures by Object

Object of Expenditure	2020 Budget	2019 Budget	2018 Actuals	2017 Actuals	2016 Actuals	\$ Change 2019 Budget	% Change 2019 Budget
Benefits							
702.345.100 Employment Insurance	0	0	0	800,006	0	0	0.00%
702.345.110 Paid up Group Life	75,000	75,000	82,697	72,980	70,630	0	0.00%
702.345.300 Employment Insurance	0	0	0	-800,006	0	0	0.00%
Total Benefits	75,000	75,000	82,697	72,980	70,630	0	0.00%
Total Expenditures	75,000	75,000	82,697	72,980	70,630	0	0.00%
Total Net Expenditures	75,000	75,000	82,697	72,980	70,630	0	0.00%

City of St Catharines
Postage - general
2020 Operating Budget - Expenditures by Object

Object of Expenditure	2020 Budget	2019 Budget	2018 Actuals	2017 Actuals	2016 Actuals	\$ Change 2019 Budget	% Change 2019 Budget
Office and Related Expenses							
702.210.000 Postage	170,000	165,000	164,569	163,316	153,283	5,000	3.03%
Total Office and Related Expenses	170,000	165,000	164,569	163,316	153,283	5,000	3.03%
Total Expenditures	170,000	165,000	164,569	163,316	153,283	5,000	3.03%
Total Net Expenditures	170,000	165,000	164,569	163,316	153,283	5,000	3.03%

City of St Catharines
Joint Staff Meetings
2020 Operating Budget - Expenditures by Object

Object of Expenditure	2020 Budget	2019 Budget	2018 Actuals	2017 Actuals	2016 Actuals	\$ Change 2019 Budget	% Change 2019 Budget
Office and Related Expenses							
703.120.000 Staff/Liason-Mtg Costs	1,200	1,200	456	403	228	0	0.00%
Total Office and Related Expenses	1,200	1,200	456	403	228	0	0.00%
Total Expenditures	1,200	1,200	456	403	228	0	0.00%
Total Net Expenditures	1,200	1,200	456	403	228	0	0.00%

City of St Catharines
Actuarial Valuations
2020 Operating Budget - Expenditures by Object

Object of Expenditure	2020 Budget	2019 Budget	2018 Actuals	2017 Actuals	2016 Actuals	\$ Change 2019 Budget	% Change 2019 Budget
Contracts							
703.125.000 Actuarial Valuations	8,000	8,000	8,000	5,878	8,000	0	0.00%
Total Contracts	8,000	8,000	8,000	5,878	8,000	0	0.00%
Total Expenditures	8,000	8,000	8,000	5,878	8,000	0	0.00%
Total Net Expenditures	8,000	8,000	8,000	5,878	8,000	0	0.00%

City of St Catharines
Bank Charges
2020 Operating Budget - Expenditures by Object

Object of Expenditure	2020 Budget	2019 Budget	2018 Actuals	2017 Actuals	2016 Actuals	\$ Change 2019 Budget	% Change 2019 Budget
Other Service Charges							
705.105.000 Bank Charges/Exchange	10,210	10,210	14,708	36,846	43,219	0	0.00%
705.108.000 Payroll Benefit Rounding	0	0	122	0	0	0	0.00%
Total Other Service Charges	10,210	10,210	14,830	36,846	43,219	0	0.00%
Total Expenditures	10,210	10,210	14,830	36,846	43,219	0	0.00%
Total Net Expenditures	10,210	10,210	14,830	36,846	43,219	0	0.00%

City of St Catharines
Collection Costs
2020 Operating Budget - Expenditures by Object

Object of Expenditure	2020 Budget	2019 Budget	2018 Actuals	2017 Actuals	2016 Actuals	\$ Change 2019 Budget	% Change 2019 Budget
Other Service Charges							
705.110.000 Debt Collection Costs	9,000	9,000	8,603	14,999	6,373	0	0.00%
Total Other Service Charges	9,000	9,000	8,603	14,999	6,373	0	0.00%
Total Expenditures	9,000	9,000	8,603	14,999	6,373	0	0.00%
Total Net Expenditures	9,000	9,000	8,603	14,999	6,373	0	0.00%

City of St Catharines

2020 Operating Budget - Expenditures by Department, Board or Committee

	2020 Budget	2019 Budget	2018 Actuals	2017 Actuals	2016 Actuals	\$ Change 2019 Budget	% Change 2019 Budget
Corporate Support Services							
Customer Service (p.240)	911,025	896,533	788,822	906,633	873,679	14,492	1.62%
Technology Centre (p.243)	3,098,896	3,031,723	2,862,034	2,828,273	2,612,674	67,173	2.22%
Telecommunications (p.245)	189,817	168,940	200,248	208,055	205,662	20,877	12.36%
Long Service Recognition (p.242)	24,000	23,735	29,572	24,297	26,681	265	1.12%
Human Resources (p.246)	1,517,600	1,412,896	1,621,247	1,317,375	1,142,909	104,704	7.41%
Staff Development (p.248)	59,000	58,801	10,463	14,601	32,173	199	0.34%
Employee Safety (p.249)	69,435	68,756	60,449	60,579	68,074	679	0.99%
Team STC 1.0 (p.250)	1,020	1,020	345	1,368	2,306	0	0.00%
Total Corporate Support Services	5,870,793	5,662,404	5,573,180	5,361,181	4,966,118	208,389	3.68%

ESTIMATE 2020

EXPENDITURE ACCOUNT	2020 BUDGET
702.220 <u>LONG SERVICE RECOGNITION</u> (2019 - \$23,735)	
VOLUNTEER RECOGNITION	\$12,500
EMPLOYEE RECOGNITION	11,500
	<u>\$24,000</u>
702.225 <u>INFORMATION SYSTEMS</u>	
<u>053 - SERVICE CONTRACTS</u> (2019 - \$1,576,935)	<u>\$1,557,640</u>
<u>351 - COMPUTER HARDWARE REPLACEMENT</u> (2019 - \$211,500)	<u>\$200,000</u>
<u>352 - IT IMPLEMENTATION</u> (2019 - \$2,000)	<u>\$2,000</u>
783.118 <u>TEAM STC</u> (2019 - \$1,020)	<u>\$1,020</u>

City of St Catharines
Customer Service
2020 Operating Budget - Expenditures by Object

	2020 Budget	2019 Budget	2018 Actuals	2017 Actuals	2016 Actuals	\$ Change 2019 Budget	% Change 2019 Budget
Object of Expenditure							
Salaries and Wages							
702.203.001 Salaries/Wages-Regular	512,768	511,758	301,069	383,688	356,704	1,010	0.20%
702.203.002 Salaries/Wages-Overtime	1,000	0	2,483	2,898	436	1,000	0.00%
702.203.003 Salaries/Wages-Extra	172,434	160,723	262,410	196,703	212,656	11,711	7.29%
702.203.006 Sick Pay	0	0	17,044	719	0	0	0.00%
702.203.007 Holiday/Vacation Pay	6,583	6,422	41,962	17,197	17,862	161	2.51%
702.203.009 Doctor's Appointments	0	0	1,068	0	0	0	0.00%
702.203.012 Allocation FMS	0	0	0	46,849	44,747	0	0.00%
702.203.013 Allocation-Admin	0	0	0	93,166	85,281	0	0.00%
Total Salaries and Wages	692,785	678,903	626,036	741,220	717,686	13,882	2.04%
Benefits							
702.203.030 Pensions	94,657	95,760	67,335	69,085	63,722	-1,103	-1.15%
702.203.031 Other Benefits	67,018	65,539	47,436	41,088	42,055	1,479	2.26%
702.203.032 Workers Compensation	21,919	21,107	19,906	17,819	17,094	812	3.85%
702.203.033 Employment Insurance	12,646	13,054	12,248	10,932	13,346	-408	-3.13%
702.203.040 Meal Allowance	0	0	0	9	0	0	0.00%
Total Benefits	196,240	195,460	146,925	138,933	136,217	780	0.40%
Equipment Operations							
702.203.053 Service Contracts	0	0	0	2,500	0	0	0.00%
702.203.054 Repairs - Equipment	0	0	0	0	60	0	0.00%
702.203.067 Car Allowance/Mileage	100	150	0	0	114	-50	-33.33%
Total Equipment Operations	100	150	0	2,500	174	-50	-33.33%
Office and Related Expenses							
702.203.306 Cell Phones	500	720	378	666	372	-220	-30.56%
702.203.307 Printing	900	500	673	299	37	400	80.00%
702.203.310 Office Supplies	3,500	3,500	3,144	3,449	3,633	0	0.00%
702.203.314 Software	1,000	1,000	0	0	0	0	0.00%
702.203.318 Cash Processing Fees	10,000	10,000	9,888	9,735	10,810	0	0.00%
702.203.330 Furniture/Equipment NTCA	500	1,500	234	751	828	-1,000	-66.67%
702.203.351 Computer Hardware	0	0	0	0	5,967	0	0.00%
Total Office and Related Expenses	16,400	17,220	14,317	14,900	21,647	-820	-4.76%
Properties							
702.203.350 Office Equipm't/Furniture	0	0	0	6,817	0	0	0.00%
Total Properties	0	0	0	6,817	0	0	0.00%

City of St Catharines
Customer Service
2020 Operating Budget - Expenditures by Object

	2020 Budget	2019 Budget	2018 Actuals	2017 Actuals	2016 Actuals	\$ Change 2019 Budget	% Change 2019 Budget
Other Service Charges							
702.203.401 Conferences/Conventions	800	800	542	661	642	0	0.00%
702.203.402 Training	4,000	4,000	1,000	392	304	0	0.00%
702.203.405 Subscriptions/Memberships	600	0	0	0	0	600	0.00%
702.203.450 Miscellaneous	100	0	2	1,210	9	100	0.00%
702.203.458 Customer Service Program	0	0	0	0	-3,000	0	0.00%
Total Other Service Charges	5,500	4,800	1,544	2,263	-2,045	700	14.58%
Total Expenditures	911,025	896,533	788,822	906,633	873,679	14,492	1.62%
Total Net Expenditures	911,025	896,533	788,822	906,633	873,679	14,492	1.62%

City of St Catharines
Long Service Recognition
2020 Operating Budget - Expenditures by Object

		2020	2019	2018	2017	2016	\$ Change	% Change
		Budget	Budget	Actuals	Actuals	Actuals	2019 Budget	2019 Budget
Object of Expenditure								
Benefits								
702.220.000	Long Svce Recognition	24,000	23,735	29,572	24,297	26,681	265	1.12%
Total Benefits		24,000	23,735	29,572	24,297	26,681	265	1.12%
Total Expenditures		24,000	23,735	29,572	24,297	26,681	265	1.12%
Total Net Expenditures		24,000	23,735	29,572	24,297	26,681	265	1.12%

**City of St Catharines
Technology Centre
2020 Operating Budget - Expenditures by Object**

	2020 Budget	2019 Budget	2018 Actuals	2017 Actuals	2016 Actuals	\$ Change 2019 Budget	% Change 2019 Budget
Object of Expenditure							
Salaries and Wages							
702.225.001 Salaries/Wages-Regular	1,164,657	1,039,882	848,203	899,540	816,735	124,775	12.00%
702.225.002 Salaries/Wages-Overtime	2,002	2,002	4,501	4,933	79	0	0.00%
702.225.003 Salaries/Wages-Ext Svce	21,191	20,777	2,996	20,534	47,940	414	1.99%
702.225.006 Sick Pay	0	0	7,062	141	0	0	0.00%
702.225.007 Holiday/Vacation Pay	851	829	110,689	9,629	4,000	22	2.65%
702.225.009 Doctor's Appointments	0	0	2,379	56	0	0	0.00%
702.225.012 Allocation - FMS	0	0	0	46,849	44,747	0	0.00%
702.225.013 Allocation-Admin	0	0	0	93,166	85,281	0	0.00%
Total Salaries and Wages	1,188,701	1,063,490	975,830	1,074,848	998,782	125,211	11.77%
Benefits							
702.225.030 Pensions	174,703	162,616	135,445	129,326	119,454	12,087	7.43%
702.225.031 Other Benefits	114,859	113,911	87,656	73,837	71,647	948	0.83%
702.225.032 Workers Compensation	36,594	32,229	29,327	45,000	24,133	4,365	13.54%
702.225.033 Employment Insurance	15,686	14,596	13,693	12,215	14,484	1,090	7.47%
702.225.040 Meal Allowance	0	0	28	0	0	0	0.00%
Total Benefits	341,842	323,352	266,149	260,378	229,718	18,490	5.72%
Equipment Operations							
702.225.053 Service Contracts	1,557,640	1,576,935	1,551,627	1,317,287	1,428,978	-19,295	-1.22%
702.225.054 Repairs-equipment	1,000	1,000	0	1,036	842	0	0.00%
702.225.067 Car Allowance/Mileage	900	900	1,802	1,000	273	0	0.00%
Total Equipment Operations	1,559,540	1,578,835	1,553,429	1,319,323	1,430,093	-19,295	-1.22%
Materials							
702.225.102 Small Tools/Equipment	0	0	305	31	0	0	0.00%
702.225.110 Protective Clothing	200	200	0	0	0	0	0.00%
Total Materials	200	200	305	31	0	0	0.00%
Contracts							
702.225.200 Contract - Other	0	0	6,838	0	0	0	0.00%
Total Contracts	0	0	6,838	0	0	0	0.00%
Office and Related Expenses							
702.225.303 Courier Services	100	200	21	483	105	-100	-50.00%
702.225.306 Cellular Phones	8,000	7,320	7,844	8,042	5,018	680	9.29%
702.225.307 Printing	100	100	8	4	57	0	0.00%
702.225.310 Office Supplies	2,000	2,000	-911	1,929	1,312	0	0.00%
702.225.312 Books and Publications	150	150	0	0	0	0	0.00%
702.225.313 Microcomputer Supplies	0	0	59	0	0	0	0.00%
702.225.314 Software	500	500	0	-10,000	0	0	0.00%

City of St Catharines
Technology Centre
2020 Operating Budget - Expenditures by Object

	2020	2019	2018	2017	2016	\$ Change	% Change
	Budget	Budget	Actuals	Actuals	Actuals	2019 Budget	2019 Budget
702.225.323 Internet Charges	500	500	957	644	455	0	0.00%
702.225.330 Furniture/Equipment NTCA	0	3,000	7,587	0	0	-3,000	-100.00%
Total Office and Related Expenses	11,350	13,770	15,565	1,102	6,947	-2,420	-17.57%
Properties							
702.225.350 Office Equip/Furniture	0	13,000	0	0	0	-13,000	-100.00%
702.225.351 Replacements-micros	200,000	211,500	197,531	224,700	386	-11,500	-5.44%
702.225.352 IT Implementation	2,000	2,000	-1,473	39,536	35,642	0	0.00%
Total Properties	202,000	226,500	196,058	264,236	36,028	-24,500	-10.82%
Other Service Charges							
702.225.401 Conferences/Conventions	7,500	7,500	7,223	6,066	6,222	0	0.00%
702.225.402 Training	5,000	11,000	3,433	11,987	12,395	-6,000	-54.55%
702.225.405 Subscriptions/Memb'ships	1,160	3,600	1,157	1,417	3,884	-2,440	-67.78%
702.225.450 Miscellaneous	200	200	107	129	0	0	0.00%
Total Other Service Charges	13,860	22,300	11,920	19,599	22,501	-8,440	-37.85%
Total Expenditures	3,317,493	3,228,447	3,026,094	2,939,517	2,724,069	89,046	2.76%
Revenue							
702.225.807 User Billings-External	-22,788	-22,788	-22,788	-19,439	-19,439	0	0.00%
702.225.834 Misc Recoverables	0	0	0	0	-150	0	0.00%
702.225.950 Water Division Allocation	-66,775	-66,775	-114,248	-66,665	-66,665	0	0.00%
702.225.951 Parking Tickets Allocat'n	-25,141	-25,141	-27,023	-25,141	-25,141	0	0.00%
702.225.954 Allocation-FOPAC	-20,000	-20,000	0	0	0	0	0.00%
702.225.955 Allocation Bldg Indirect	-83,893	-62,020	0	0	0	-21,873	35.27%
Total Revenue	-218,597	-196,724	-164,059	-111,245	-111,395	-21,873	11.12%
Total Net Expenditures	3,098,896	3,031,723	2,862,035	2,828,272	2,612,674	67,173	2.22%

City of St Catharines
Telecommunications
2020 Operating Budget - Expenditures by Object

	2020 Budget	2019 Budget	2018 Actuals	2017 Actuals	2016 Actuals	\$ Change 2019 Budget	% Change 2019 Budget
Object of Expenditure							
Equipment Operations							
702.235.054 Service and Replacement	45,000	45,000	27,893	47,356	37,949	0	0.00%
Total Equipment Operations	45,000	45,000	27,893	47,356	37,949	0	0.00%
Office and Related Expenses							
702.235.305 Telephone	100,000	60,000	128,339	125,270	123,916	40,000	66.67%
702.235.320 Long-distance phone chgs	18,000	14,000	12,854	14,284	13,633	4,000	28.57%
702.235.321 Data line charges	30,000	44,000	29,961	31,145	30,164	-14,000	-31.82%
Total Office and Related Expenses	148,000	118,000	171,154	170,699	167,713	30,000	25.42%
Properties							
702.235.354 Other Equipment	0	10,000	1,201	-10,000	0	-10,000	-100.00%
Total Properties	0	10,000	1,201	-10,000	0	-10,000	-100.00%
Total Expenditures	193,000	173,000	200,248	208,055	205,662	20,000	11.56%
Revenue							
702.235.955 Allocation Bldg Indirect	-3,183	-4,060	0	0	0	877	-21.60%
Total Revenue	-3,183	-4,060	0	0	0	877	-21.60%
Total Net Expenditures	189,817	168,940	200,248	208,055	205,662	20,877	12.36%

City of St Catharines
Human Resources
2020 Operating Budget - Expenditures by Object

	2020	2019	2018	2017	2016	\$ Change	% Change
	Budget	Budget	Actuals	Actuals	Actuals	2019 Budget	2019 Budget
Object of Expenditure							
Salaries and Wages							
702.240.001 Salaries/Wages-Regular	1,021,409	972,005	754,811	854,951	773,077	49,404	5.08%
702.240.002 Salaries/Wages-Overtime	0	0	3,382	2,497	1,464	0	0.00%
702.240.003 Salaries/Wages-Ext Svce	10,595	78,009	91,025	36,310	112,826	-67,414	-86.42%
702.240.006 Sick Pay	0	0	94,876	1,528	0	0	0.00%
702.240.007 Holiday/Vacation Pay	426	414	170,290	8,385	6,797	12	2.90%
702.240.009 Doctor's Appointments	0	0	3,081	0	0	0	0.00%
702.240.012 Allocation-FMS	0	0	0	46,849	44,747	0	0.00%
Total Salaries and Wages	1,032,430	1,050,428	1,117,465	950,520	938,911	-17,998	-1.71%
Benefits							
702.240.030 Pensions	156,855	145,690	132,293	123,458	107,702	11,165	7.66%
702.240.031 Other Benefits	113,380	110,536	94,245	94,871	74,352	2,844	2.57%
702.240.032 Workers Compensation	33,287	32,930	31,705	25,870	23,751	357	1.08%
702.240.033 Employment Insurance	14,285	15,367	14,885	12,192	14,526	-1,082	-7.04%
702.240.041 Safety Shoes	200	175	175	175	175	25	14.29%
Total Benefits	318,007	304,698	273,303	256,566	220,506	13,309	4.37%
Equipment Operations							
702.240.053 Service Contracts	500	500	607	444	444	0	0.00%
702.240.054 Repairs-equipment	100	101	0	0	0	-1	-0.99%
702.240.065 Motor Vehicle Supplies	0	0	171	0	0	0	0.00%
702.240.067 Car Allowance/Mileage	3,000	4,343	2,405	4,873	1,607	-1,343	-30.92%
702.240.068 Equip't Operation surplus	2,000	3,671	2,458	1,383	2,873	-1,671	-45.52%
702.240.069 Vehicle Reserve Prov'n	3,500	3,500	3,500	3,500	3,500	0	0.00%
Total Equipment Operations	9,100	12,115	9,141	10,200	8,424	-3,015	-24.89%
Contracts							
702.240.206 Contract-Recycl'g/Garbage	150	150	0	0	0	0	0.00%
Total Contracts	150	150	0	0	0	0	0.00%
Office and Related Expenses							
702.240.306 Cellular Phones	6,600	6,060	4,199	5,447	3,813	540	8.91%
702.240.307 Printing	800	800	673	1,044	44	0	0.00%
702.240.308 Copying and Prints	1,535	1,520	1,421	1,369	1,485	15	0.99%
702.240.309 Advertising/Recruitment	50,500	50,000	44,940	63,376	46,448	500	1.00%
702.240.310 Office Supplies	2,500	1,000	2,287	2,913	2,691	1,500	150.00%
702.240.312 Books and Publications	500	500	576	2,004	260	0	0.00%
702.240.323 Internet Charges	220	220	187	186	175	0	0.00%
702.240.330 Equipment/Furniture NTCA	700	700	46	952	127	0	0.00%
Total Office and Related Expenses	63,355	60,800	54,329	77,291	55,043	2,555	4.20%

City of St Catharines
Human Resources
2020 Operating Budget - Expenditures by Object

	2020 Budget	2019 Budget	2018 Actuals	2017 Actuals	2016 Actuals	\$ Change 2019 Budget	% Change 2019 Budget
Properties							
702.240.351 Replacements - micros	0	0	0	0	1,565	0	0.00%
Total Properties	0	0	0	0	1,565	0	0.00%
Other Service Charges							
702.240.400 Travelling	200	200	17	106	-366	0	0.00%
702.240.401 Conferences/Conventions	12,240	12,120	13,254	7,676	13,218	120	0.99%
702.240.402 Training	700	555	1,019	79	0	145	26.13%
702.240.405 Subscriptions/Memb'ships	5,660	5,602	4,130	4,490	4,789	58	1.04%
702.240.417 Study Consulting Fees	8,000	8,000	3,829	12,907	3,641	0	0.00%
702.240.424 Testing	2,300	2,300	1,675	3,215	1,540	0	0.00%
702.240.433 EFAP	36,789	36,425	37,974	34,384	28,979	364	1.00%
702.240.434 Accessibility Prgms	6,500	6,500	3,483	0	0	0	0.00%
702.240.450 Miscellaneous	250	250	76	56	347	0	0.00%
702.240.456 Labour Relations	50,000	15,150	85,452	133,232	25,353	34,850	230.03%
702.240.458 Staff Events/Initiatives	4,040	4,000	4,708	3,399	3,220	40	1.00%
702.240.466 Doctor Note reimbursement	9,000	7,070	11,401	10,091	8,347	1,930	27.30%
Total Other Service Charges	135,679	98,172	167,018	209,635	89,068	37,507	38.21%
Total Expenditures	1,558,721	1,526,363	1,621,256	1,504,212	1,313,517	32,358	2.12%
Revenue							
702.240.800 Miscellaneous Revenue	0	0	-9	-505	-45	0	0.00%
702.240.900 Transfer from Reserve	0	-79,614	0	0	0	79,614	-100.00%
702.240.953 Allocation - IT/CS	0	0	0	-186,332	-170,562	0	0.00%
702.240.955 Allocation Bldg Indirect	-41,121	-33,853	0	0	0	-7,268	21.47%
Total Revenue	-41,121	-113,467	-9	-186,837	-170,607	72,346	-63.76%
Total Net Expenditures	1,517,600	1,412,896	1,621,247	1,317,375	1,142,910	104,704	7.41%

City of St Catharines
Staff Development
2020 Operating Budget - Expenditures by Object

Object of Expenditure	2020 Budget	2019 Budget	2018 Actuals	2017 Actuals	2016 Actuals	\$ Change 2019 Budget	% Change 2019 Budget
Materials							
702.245.100 General	3,500	3,500	0	0	0	0	0.00%
Total Materials	3,500	3,500	0	0	0	0	0.00%
Other Service Charges							
702.245.117 Skills Develop't Training	40,000	40,000	0	9,582	24,104	0	0.00%
702.245.118 Depart'l Tech Training	15,500	15,301	10,463	5,019	8,069	199	1.30%
Total Other Service Charges	55,500	55,301	10,463	14,601	32,173	199	0.36%
Total Expenditures	59,000	58,801	10,463	14,601	32,173	199	0.34%
Total Net Expenditures	59,000	58,801	10,463	14,601	32,173	199	0.34%

City of St Catharines
Employee Safety
2020 Operating Budget - Expenditures by Object

Object of Expenditure	2020 Budget	2019 Budget	2018 Actuals	2017 Actuals	2016 Actuals	\$ Change 2019 Budget	% Change 2019 Budget
Office and Related Expenses							
702.250.314 Software	0	0	733	3,785	0	0	0.00%
Total Office and Related Expenses	0	0	733	3,785	0	0	0.00%
Other Service Charges							
702.250.150 General Safety	30,883	30,578	20,100	14,592	35,439	305	1.00%
702.250.151 First Aid Training	3,672	3,636	0	1,018	5,332	36	0.99%
702.250.152 Publications	2,040	2,020	3,921	1,017	4,066	20	0.99%
702.250.153 Conferences/meetings	2,040	2,020	0	8,476	1,562	20	0.99%
702.250.154 Audiometric Testing	2,550	2,525	1,176	1,219	1,628	25	0.99%
702.250.155 Safety Training	7,650	7,575	15,147	12,207	7,270	75	0.99%
702.250.156 First Aid Room-supplies	200	202	51	143	59	-2	-0.99%
702.250.157 Assessments(Occ&NonOcc)	20,400	20,200	19,321	18,122	12,718	200	0.99%
Total Other Service Charges	69,435	68,756	59,716	56,794	68,074	679	0.99%
Total Expenditures	69,435	68,756	60,449	60,579	68,074	679	0.99%
Total Net Expenditures	69,435	68,756	60,449	60,579	68,074	679	0.99%

City of St Catharines
Team STC 1.0
2020 Operating Budget - Expenditures by Object

Object of Expenditure	2020 Budget	2019 Budget	2018 Actuals	2017 Actuals	2016 Actuals	\$ Change 2019 Budget	% Change 2019 Budget
Other Service Charges							
783.118.000 Team STC 1.0	1,020	1,020	345	1,368	2,306	0	0.00%
Total Other Service Charges	1,020	1,020	345	1,368	2,306	0	0.00%
Total Expenditures	1,020	1,020	345	1,368	2,306	0	0.00%
Total Net Expenditures	1,020	1,020	345	1,368	2,306	0	0.00%

City of St Catharines

2020 Operating Budget - Expenditures by Department, Board or Committee

	2020 Budget	2019 Budget	2018 Actuals	2017 Actuals	2016 Actuals	\$ Change 2019 Budget	% Change 2019 Budget
Financial Management Services							
Capital/Revenue	1,751,000	1,563,000	1,641,000	1,545,000	1,408,000	188,000	12.03%
Total Financial Management Services	1,751,000	1,563,000	1,641,000	1,545,000	1,408,000	188,000	12.03%

CONTRIBUTION TO TAX-SUPPORTED CAPITAL PROJECTS

790.100

CAPITAL BUDGET

(10 year debentures)

Required 2020 Capital Contribution from Revenue

In compliance with the Council approved Debt Management Strategy, a down payment equal to 10% of the tax supported capital costs eligible for debt financing is contributed from the operating budget. This down payment reduces the amount to be borrowed and, matches the approximate costs of one year's debt service to the year in which project is approved, ensuring that the future debt servicing is incorporated within the operating budget in the year the debt budgeted, and that debt servicing is sustainable.

	CAPITAL BUDGET	OPERATING BUDGET
COMMUNITY, RECREATION AND CULTURE SERVICES	9,939,000	63,000
ROAD PROGRAM	8,569,460	505,000
STORM SEWER PROGRAM	4,120,000	209,000
REGIONAL PROJECTS (CITY SHARE)	640,000	10,000
NEW SIDEWALK CONSTRUCTION	1,041,608	28,000
SHORELINE PROTECTION	1,575,000	158,000
WATERCOURSES	200,000	20,000
BRIDGES AND CULVERTS	2,420,000	168,000
CORPORATE INFRASTRUCTURE	400,000	40,000
FIRE SERVICES	180,000	18,000
PARKING SERVICES	590,000	40,000
BUILDING IMPROVEMENT PROGRAM	5,610,000	492,000
TOTAL	<u>35,285,068</u>	<u>1,751,000</u>

City of St Catharines

2020 Operating Budget - Expenditures by Department, Board or Committee

	2020 Budget	2019 Budget	2018 Actuals	2017 Actuals	2016 Actuals	\$ Change 2019 Budget	% Change 2019 Budget
Debt Repayment							
Information Debt Costs	332,149	330,236	330,560	211,820	207,259	1,913	0.58%
City Hall Debt Costs	346,822	345,455	364,332	364,605	364,765	1,367	0.40%
LSSC Debt Costs	1,226,560	1,342,901	1,128,655	944,557	909,869	-116,341	-8.66%
Court House Debt Costs	10,534	10,395	2,286	0	56,875	139	1.34%
Library Plaza Debt Costs	82,230	81,712	81,795	93,299	93,441	518	0.63%
350 Niagara St Debt Costs	0	22,791	22,726	22,817	22,772	-22,791	-100.00%
Fire Debt Costs	861,056	544,401	563,248	564,292	547,250	316,655	58.17%
Sidewalk Debt Costs	304,943	283,124	248,978	263,317	274,568	21,819	7.71%
Roadway Debt Costs	3,701,733	3,126,818	3,288,502	2,957,497	2,769,075	574,915	18.39%
Storm Sewer Debt Costs	1,673,884	1,719,571	1,675,483	1,745,665	1,716,909	-45,687	-2.66%
Cemetery Debt Costs	404,436	401,779	231,416	208,746	203,347	2,657	0.66%
Assistance to Aged Debt Costs	93,273	92,670	110,114	110,256	110,455	603	0.65%
RCS Pools Debt Costs	56,454	57,902	58,004	58,094	11,751	-1,448	-2.50%
RCS Arenas Debt Costs	146,828	177,838	250,302	253,145	219,823	-31,010	-17.44%
RCS Merritton Arena Debt Costs	5,074	5,036	5,042	5,047	5,057	38	0.75%
RCS Seymour Hannah Debt Costs	1,962,078	1,938,231	1,762,912	1,623,244	1,614,706	23,847	1.23%
RCS Meridian Centre Debt Costs	1,460,882	1,456,270	1,451,896	1,452,202	1,452,498	4,612	0.32%
RCS Parks Debt Costs	729,966	801,068	718,937	419,679	281,279	-71,102	-8.88%
RCS Kiwanis Turf Field Debt Costs	209,687	207,541	207,491	207,497	207,666	2,146	1.03%
RCS Happy Rolph's Debt Costs	58,361	58,036	58,130	58,184	15,455	325	0.56%
RCS Kiwanis Aquatic Debt Costs	848,739	825,195	825,314	825,428	825,537	23,544	2.85%
RCS Russell Ave Community Centre Debt	55,544	9,535	9,544	9,552	9,569	46,009	482.53%
RCS Garden City Golf Debt Costs	77,673	76,876	76,859	76,860	76,923	797	1.04%
RCS Merritton Community Centre Debt	84,213	116,232	42,615	32,678	32,605	-32,019	-27.55%
Other Cultural Debt Costs	40,614	40,357	40,477	40,543	13,187	257	0.64%
RCS Morningstar Mill Debt Costs	19,305	19,129	19,197	19,234	19,249	176	0.92%
Market Square Debt Costs	21,049	20,920	2,286	0	0	129	0.62%
Total Debt Repayment	14,814,087	14,112,019	13,577,101	12,568,258	12,074,181	702,068	4.97%

CORPORATION OF THE CITY OF ST. CATHARINES
DEBENTURE DEBT AND ANNUAL CHARGES - 2020
CLASSIFICATION BY BY-LAW AND MATURITY

BY-LAW NUMBER	DESCRIPTION	YEAR OF FINAL MATURITY	2020 DEBT CHARGES			
			PRINCIPAL OUTSTANDING DEC. 31, 2019	PRINCIPAL	INTEREST	TOTAL
88-2004	SPORTSPLEX	2024	3,607,933	644,210	193,012	837,222
			3,607,933	644,210	193,012	837,222
72-2010	HAIG BOWL ARENA IMPROVEMENTS	2020	34,928	34,928	813	35,740
72-2010	KING ST STORM SEWER P07-018	2020	37,578	37,578	873	38,452
72-2010	LSSC UPGRADES P06-162	2020	256,236	256,236	5,958	262,193
72-2010	ST PAUL/ONTARIO-ROADWAYS PORTION	2020	57,648	57,648	1,340	58,988
72-2010	ST PAUL/ONTARIO-SANITARY SEWER PORTION	2020	49,237	49,237	1,145	50,382
72-2010	ST PAUL/ONTARIO-SIDEWALK PORTION	2020	5,031	5,031	117	5,148
72-2010	ST PAUL/ONTARIO-STORM SEWER PORTION	2020	18,512	18,512	430	18,942
72-2010	ST PAUL/ONTARIO-WATER PORTION	2020	79,963	79,963	1,859	81,821
			539,132	539,132	12,535	551,667
75-2010	CARLISE ST PARKING GARAGE	2040	7,706,142	180,799	485,333	666,132
			7,706,142	180,799	485,333	666,132
110-2011	KIWANIS AQUATIC CENTER	2031	7,923,675	532,316	296,090	828,406
110-2011	LIBRARY - GRANTHAM BRANCH	2031	1,209,304	81,241	45,189	126,430
			9,132,979	613,557	341,279	954,836
73-2012	2008 SIDEWALK CONSTRUCTION PROGRAM	2022	87,855	28,455	2,625	31,080
73-2012	2009 RESURFACING PART 1A P09-080	2022	52,141	16,850	1,555	18,404
73-2012	2009 SIDEWALK CONSTRUCTION PROGRAM	2022	70,305	22,761	2,100	24,861
73-2012	2010 RESURFACING PRGM PART 3 P10-060	2022	374,417	121,162	11,179	132,341
73-2012	2010 RESURFACING PRGM PART 4 P10-061	2022	211,636	68,481	6,318	74,800
73-2012	BLAIR CRESCENT STORM SEWER P08-001	2022	40,695	13,170	1,215	14,385
73-2012	CAMERON/LAIRD STORM SEWER P07-003	2022	148,156	47,935	4,423	52,358
73-2012	CHURCH/QUEEN ST STORM SEWER P10-002	2022	149,746	48,468	4,472	52,940
73-2012	CITY HALL - ELECTRICAL UPGRADE	2022	263,671	85,348	7,874	93,222
73-2012	CITY HALL - FOUNDATION/STONE WORK	2022	117,211	37,929	3,499	41,428
73-2012	CLAYBURN AVE STORM SEWER P10-063	2022	43,981	14,219	1,312	15,531
73-2012	CLAYBURN AVENUE RECONSTRUCTION P10-063	2022	65,070	21,079	1,945	23,024
73-2012	COURT/GENEVA/ONTARIO/WELLAND-SANITARY CSO	2022	51,166	16,533	1,525	18,059
73-2012	COURT/GENEVA/ONTARIO/WELLAND-SIDEWALK	2022	204,451	66,167	6,105	72,272
73-2012	COURT/GENEVA/ONTARIO/WELLAND-STORM	2022	255,617	82,701	7,630	90,331
73-2012	DIANNE/ROCKWOOD AVE P08-064	2022	149,385	48,368	4,463	52,831
73-2012	DIANNE/ROCKWOOD STORM SEWER P08-064	2022	113,925	36,880	3,403	40,282
73-2012	GARDEN CITY GOLF COURSE-MAINTENANCE BUILDING	2022	219,797	71,112	6,561	77,673
73-2012	GENEVA ST PART 2 RECONSTRUCTION P09-062	2022	325,922	105,461	9,730	115,191
73-2012	GENEVA ST PART 2 STORM SEWER P09-062	2022	190,441	61,638	5,687	67,325
73-2012	GREGORY RD RECONSTRUCTION P08-062	2022	146,460	47,419	4,375	51,794
73-2012	GREGORY RD STORM SEWER P08-062	2022	91,140	29,504	2,722	32,226
73-2012	HAPPY ROLPH'S POND REHABILITATION	2022	35,206	11,372	1,049	12,421
73-2012	JARROW RD RECONSTRUCTION P10-062	2022	32,281	10,423	962	11,385
73-2012	KIWANIS ARTIFICIAL TURF FIELD-AMENITIES	2022	95,040	30,769	2,839	33,608
73-2012	LAKEPORT RD RECONSTRUCTION P07-062	2022	139,996	45,305	4,180	49,485
73-2012	MARGERIE AVENUE STORM SEWER P10-001	2022	143,281	46,354	4,277	50,630

CORPORATION OF THE CITY OF ST. CATHARINES
DEBENTURE DEBT AND ANNUAL CHARGES - 2020
CLASSIFICATION BY BY-LAW AND MATURITY

BY-LAW NUMBER	DESCRIPTION	YEAR OF FINAL MATURITY	2020 DEBT CHARGES			
			PRINCIPAL OUTSTANDING DEC. 31, 2019	PRINCIPAL	INTEREST	TOTAL
73-2012	MARGERY RD RECONSTRUCTION P10-001	2022	97,351	31,502	2,906	34,408
73-2012	PARNELL RD RECONSTRUCTION P09-063	2022	200,191	64,802	5,979	70,781
73-2012	PARNELL RD SIDEWALK P09-063	2022	15,346	4,945	456	5,401
73-2012	PARNELL RD STORM SEWER P09-063	2022	136,710	44,256	4,083	48,339
73-2012	SPORTSFIELD DEVELOPMENT ADDITIONAL FUNDING	2022	146,460	47,419	4,375	51,794
73-2012	SPORTSFIELD DEVELOPMENT P09-131	2022	351,632	113,786	10,498	124,284
73-2012	WELLAND AVENUE P10-104 - SANITARY	2022	128,630	41,625	3,840	45,465
73-2012	WELLAND AVENUE P10-104 - SIDEWALK	2022	22,718	7,343	677	8,020
73-2012	WELLAND AVENUE P10-104 - STORM	2022	56,742	18,365	1,694	20,059
73-2012	WELLAND AVENUE P10-104 - WATER	2022	170,227	55,095	5,083	60,178
			5,145,000	1,665,000	153,619	1,818,619
72-2013	2011 RESURF'G PROGRAM PART 2A	2023	192,100	46,425	6,709	53,134
72-2013	2011 RESURF'G PROGRAM PART 3	2023	367,096	88,728	12,822	101,550
72-2013	2011 RESURF'G PROGRAM PART 4	2023	277,492	67,055	9,690	76,745
72-2013	ABBHEY/MASEFIELD RESURFACING	2023	35,427	8,564	1,238	9,801
72-2013	BUNTING ROAD WATERMAIN	2023	461,040	111,419	16,101	127,520
72-2013	CHURCH/GENEVA/NIAGARA/ST PAUL STORM SEWER	2023	81,544	19,703	2,847	22,551
72-2013	CITY HALL ELECTRICAL PROJECT	2023	329,532	79,649	11,510	91,159
72-2013	FIRE HALL #4 CONSTRUCTION	2023	1,210,072	292,504	42,270	334,774
72-2013	FIRE HALL #4 DESIGN	2023	115,260	27,855	4,025	31,880
72-2013	GLEN AVENUE STORM SEWER	2023	29,868	7,224	1,044	8,268
72-2013	GLEN PARK DRIVE STORM SEWER	2023	17,104	4,122	596	4,717
72-2013	JONES STREET STORM SEWER	2023	76,840	18,570	2,684	21,253
72-2013	JUNKIN STREET STORM SEWER	2023	96,446	23,321	3,370	26,691
72-2013	LOCK 3 MUSEUM ROOF REPLACEMENT	2023	38,420	9,285	1,342	10,627
72-2013	LSSC UPGRADES P06-162	2023	891,294	215,420	31,130	246,550
72-2013	MILDRED AVENUE STORM SEWER	2023	193,811	46,837	6,768	53,605
72-2013	MORNINGSTAR MILL PAINTING	2023	37,565	9,079	1,312	10,391
72-2013	PEARSON PARK ELECTRICAL UPGRADE	2023	11,545	2,782	402	3,184
72-2013	WALKER'S CREEK REHABILITATION	2023	274,499	66,334	9,586	75,920
			4,736,953	1,144,875	165,445	1,310,321
78-2014	2010 SIDEWALK CONSTRUCTION PROGRAM	2024	142,391	26,980	4,218	31,198
78-2014	2012 RESURFACING PROGRAM PART 2	2024	390,338	73,928	11,557	85,485
78-2014	2012 RESURFACING PROGRAM PART 3	2024	421,997	79,920	12,493	92,413
78-2014	ARGYLE STREET P12-001	2024	118,703	22,474	3,513	25,987
78-2014	BARTON STREET P12-062	2024	226,284	42,860	6,700	49,560
78-2014	CITY HALL 3RD FLOOR WASHROOM IMPROVEMENTS	2024	151,919	28,771	4,498	33,269
78-2014	CITY HALL ASBESTOS REMOVAL	2024	9,490	1,799	281	2,080
78-2014	CITY HALL BOILER REPLACEMENT	2024	78,060	14,787	2,312	17,099
78-2014	CITY HALL CLADDING	2024	39,555	7,494	1,171	8,666
78-2014	EMMETT ROAD SANITARY SEWER	2024	89,689	16,980	2,654	19,634
78-2014	GLENCAIRN/MCKENZIE P12-008	2024	68,570	12,988	2,030	15,018
78-2014	GLENDALE AVENUE RN11-26	2024	420,403	79,623	12,447	92,070

CORPORATION OF THE CITY OF ST. CATHARINES
DEBENTURE DEBT AND ANNUAL CHARGES - 2020
CLASSIFICATION BY BY-LAW AND MATURITY

BY-LAW NUMBER	DESCRIPTION	YEAR OF FINAL MATURITY	2020 DEBT CHARGES			
			PRINCIPAL OUTSTANDING DEC. 31, 2019	PRINCIPAL	INTEREST	TOTAL
78-2014	IT DATA CENTRE (MERRITT STREET)	2024	949,487	179,825	28,110	207,935
78-2014	LAKE STREET P12-064	2024	632,996	119,880	18,740	138,620
78-2014	MEADOWVALE DRIVE P06-211	2024	125,595	23,783	3,718	27,501
78-2014	MILDRED AVENUE P11-062	2024	188,324	35,663	5,575	41,238
78-2014	MONTEBELLO PARK-WASHROOM RETROFIT	2024	80,705	15,285	2,389	17,675
78-2014	SPRINGDALE AVENUE P12-003	2024	59,080	11,189	1,749	12,938
78-2014	TRAIL IMPROVEMENTS, 2010	2024	47,489	8,988	1,405	10,393
			4,241,076	803,219	125,560	928,778
69-2015	MERIDIAN CENTRE	2045	24,805,561	597,873	863,009	1,460,881
			24,805,561	597,873	863,009	1,460,881
75-2015	2013 SIDEWALK CONSTRUCTION PROGRAM	2025	89,980	14,219	2,143	16,362
75-2015	2014 RESURFACING PROGRAM PART 2	2025	354,432	55,967	8,436	64,403
75-2015	2014 RESURFACING PROGRAM PART 4	2025	36,600	5,789	873	6,661
75-2015	ALBANY/BOWSTEAD/GLENHOLME P11-004	2025	283,047	44,696	6,737	51,433
75-2015	BRIDGE STREET P13-065	2025	230,302	36,360	5,480	41,841
75-2015	BUCKLAND SEWER P12-005	2025	181,230	28,626	4,315	32,941
75-2015	BURGOYNE WOODS WATER SERVICE P09-157	2025	76,964	12,155	1,832	13,988
75-2015	CATCHBASIN LEAD INSTALLATION, 2007	2025	46,532	7,357	1,109	8,466
75-2015	CENTENNIAL LIBRARY - PLAZA UPGRADES	2025	452,485	71,459	10,771	82,230
75-2015	CENTENNIAL PARK UPGRADES	2025	108,620	17,154	2,586	19,740
75-2015	CITY HALL ACCESSIBLE COUNTER	2025	11,157	1,769	267	2,035
75-2015	CITY HALL ELECTRICAL UPGRADE P10-157	2025	229,032	36,172	5,452	41,624
75-2015	CITY HALL WASHROOM UPGRADES P09-144	2025	89,390	14,113	2,127	16,240
75-2015	DUNLOP DRIVE SENIORS PARKING LOT	2025	201,094	31,762	4,787	36,550
75-2015	DUNLOP DRIVE SENIORS WASHROOM UPGRADE	2025	158,916	25,089	3,782	28,871
75-2015	EASTCHESTER DRAIN IMPROVEMENTS P13-001	2025	512,714	80,962	12,203	93,165
75-2015	GEORGE STREET P14-066	2025	204,813	32,352	4,876	37,228
75-2015	HARCOVE/RABUKA/THOMPSON P11-03	2025	147,125	23,226	3,501	26,727
75-2015	LAKE STREET	2025	150,209	23,721	3,575	27,297
75-2015	LAKESHORE ROAD RN12-07	2025	89,980	14,219	2,143	16,362
75-2015	MEMORIAL PARK CENOTAPH UPGRADES	2025	301,733	47,620	7,178	54,797
75-2015	MERRITTON ARENA ROOF PAINTING	2025	27,937	4,409	665	5,074
75-2015	MORNINGSTAR MILL BRIDGE REHABILITATION	2025	49,026	7,746	1,168	8,914
75-2015	PAN AMERICAN GAMES COMMITMENT, 2012	2025	203,698	32,175	4,850	37,025
75-2015	RADIO UPGRADE PROJECT	2025	772,177	121,932	18,378	140,311
75-2015	RAMPART DRIVE P13-070	2025	101,182	15,975	2,408	18,383
75-2015	RUSSELL AVE COMMUNITY CENTRE ROOF	2025	52,745	8,336	1,256	9,592
75-2015	STATION 1 GENERATOR REPLACEMENT	2025	124,131	19,607	2,955	22,562
75-2015	THE PARKWAY BURY HYDRO LINES P13-171	2025	279,328	44,106	6,648	50,754
75-2015	THE PARKWAY P13-171	2025	293,614	46,358	6,987	53,346
75-2015	THIRD STREET LOUTH P13-068	2025	71,385	11,271	1,699	12,970
75-2015	VICTORIA LAWN CEMETERY ROAD IMPROVEMENTS	2025	1,117,267	176,437	26,594	203,031
75-2015	WALKERS CREEK CLASS EA ST07-21	2025	63,948	10,092	1,521	11,613

CORPORATION OF THE CITY OF ST. CATHARINES
DEBENTURE DEBT AND ANNUAL CHARGES - 2020
CLASSIFICATION BY BY-LAW AND MATURITY

BY-LAW NUMBER	DESCRIPTION	YEAR OF FINAL MATURITY	2020 DEBT CHARGES			
			PRINCIPAL OUTSTANDING DEC. 31, 2019	PRINCIPAL	INTEREST	TOTAL
75-2015	WEST ST CATHARINES SENIORS PARKING LOT	2025	55,875	8,819	1,329	10,148
75-2015	WEST ST CATHARINES SENIORS WASHROOM	2025	97,463	15,386	2,319	17,705
75-2015	WILSON STREET P13-064	2025	199,870	31,562	4,757	36,319
			7,466,000	1,179,000	177,707	1,356,707
35-2016	2012 WATERCOURSE REVIEW	2026	96,648	13,093	1,882	14,975
35-2016	2014 ACCESSIBILITY PROGRAM	2026	45,106	6,109	878	6,987
35-2016	2015 ARENA IMPROVEMENT PROGRAM	2026	225,469	30,566	4,393	34,959
35-2016	2015 RESURFACING PROGRAM - PART 2	2026	534,001	72,376	10,401	82,778
35-2016	BRIDGE STREET	2026	118,097	16,013	2,301	18,314
35-2016	BUCKLAND STREET	2026	930,537	126,134	18,127	144,261
35-2016	CARILLON TOWER STONE REPAIRS	2026	42,962	5,817	836	6,653
35-2016	CARLISLE STREET/ST PAUL STREET	2026	1,296,298	175,719	25,253	200,971
35-2016	CATHERINE STREET	2026	347,172	47,054	6,762	53,817
35-2016	CENTENNIAL PARK UPGRADES	2026	125,278	16,975	2,440	19,415
35-2016	DICK'S CREEK ENVIRONMENTAL ASSESSMENT	2026	154,623	20,954	3,011	23,965
35-2016	FIRE STATION 4 - FUEL STATION	2026	25,771	3,492	502	3,994
35-2016	FIRE STATION 4 - SECURITY	2026	90,181	12,229	1,757	13,986
35-2016	FOREST HILL ROAD	2026	293,486	39,778	5,717	45,494
35-2016	FOREST HILL SIDEWALK	2026	5,720	778	112	890
35-2016	GEORGE STREET	2026	107,714	14,607	2,099	16,706
35-2016	HAPPY ROLPH'S WASHROOM UPGRADE	2026	296,346	40,167	5,772	45,940
35-2016	LANCASTER PARK FIELD LIGHTING	2026	418,732	56,764	8,158	64,921
35-2016	LORNE STREET	2026	174,643	23,679	3,403	27,081
35-2016	LOWER LEVEL PARKING LOT	2026	322,116	43,659	6,274	49,934
35-2016	MCGUIRE STREET	2026	1,062,965	144,082	20,706	164,789
35-2016	MUSEUM RETAINING WALL AND TRELLIS	2026	128,790	17,483	2,513	19,996
35-2016	MUSEUM SECURITY UPGRADES	2026	64,411	8,736	1,255	9,992
35-2016	PARNELL ROAD	2026	178,964	24,252	3,485	27,737
35-2016	PEARSON PARK WASHROOM UPGRADE	2026	296,346	40,167	5,772	45,940
35-2016	POWerview AVE - PARKING LOT	2026	143,152	19,408	2,789	22,197
35-2016	TRAFFIC SIGNAL HARTZEL/LINCOLN	2026	128,853	17,462	2,509	19,971
35-2016	WEST PARK POOL DEMOLITION	2026	322,116	43,659	6,274	49,934
			7,976,495	1,081,212	155,383	1,236,595
2017-53	2016 RESURFACING PROGRAM	2027	1,154,394	135,329	22,675	158,003
2017-53	BBA - CEILING REPAIRS/DEHUMIDIFICATION	2027	58,676	6,789	1,138	7,926
2017-53	CARLISE ST GARAGE DEMOLITION	2027	1,219,504	142,915	23,946	166,861
2017-53	CENTENNIAL PARK UPGRADES - PHASE 4	2027	142,088	16,769	2,810	19,579
2017-53	LAKESIDE PARK ELECTRICAL UPGRADES	2027	314,541	36,918	6,186	43,104
2017-53	LAKESIDE PARK UPGRADES	2027	263,271	30,942	5,184	36,126
2017-53	LANCASTER PARK UPGRADES	2027	812,145	95,204	15,952	111,156
2017-53	MONTEBELLO PARK - ACCESSIBLE WALKWAY	2027	54,473	6,383	1,069	7,452
2017-53	MONTEBELLO PARK - IRON FENCING	2027	85,412	9,980	1,672	11,653
2017-53	QUEENSTON STREET	2027	2,109,386	247,302	41,436	288,738

CORPORATION OF THE CITY OF ST. CATHARINES
DEBENTURE DEBT AND ANNUAL CHARGES - 2020
CLASSIFICATION BY BY-LAW AND MATURITY

BY-LAW NUMBER	DESCRIPTION	YEAR OF FINAL MATURITY	2020 DEBT CHARGES			
			PRINCIPAL OUTSTANDING DEC. 31, 2019	PRINCIPAL	INTEREST	TOTAL
2017-53	SEYMOUR HANNAH RINK IMPROVEMENTS	2027	931,008	108,521	18,183	126,704
2017-53	TECHNOLOGY UPGRADE PAYROLL/HRIS	2022	324,194	106,389	17,826	124,214
2017-53	TES/PRCS OPERATIONS CONSOLIDATION	2027	3,347,229	392,205	65,715	457,920
2017-53	TRANSIT 2017 CAPITAL ITEMS	2027	361,950	42,315	7,090	49,405
2017-53	WELLAND CANALS FALLEN WORKERS	2027	237,535	27,750	4,650	32,400
2017-53	WEST PARK SITE IMPROVEMENTS	2027	383,854	44,911	7,525	52,436
			11,799,659	1,450,624	243,055	1,693,679
2018-54	2015 CATCHBASIN INSTALLATION P15-006	2028	27,318	2,734	784	3,518
2018-54	2015 NEW SIDEWALK CONSTRUCTION	2028	220,410	22,004	6,312	28,316
2018-54	2016 CATCHBASIN INSTALLATION P16-006	2028	50,092	5,002	1,435	6,436
2018-54	2016 NEW SIDEWALK CONSTRUCTION	2028	245,919	24,543	7,040	31,582
2018-54	2017 RESURFACING PROGRAM	2028	106,566	10,634	3,050	13,684
2018-54	BARNES/BRIGHTON/LAILEY WATERMAIN	2028	331,257	33,059	9,483	42,542
2018-54	BURLEIGH HILL/GLENDALE AVE CSO	2028	2,557,013	255,190	73,198	328,387
2018-54	CARLISLE ST/ST PAUL ST RECONSTRUCTION	2028	582,011	58,082	16,660	74,742
2018-54	CHURCHILL STREET RECONSTRUCTION	2028	327,887	32,729	9,388	42,116
2018-54	CHURCHILL STREET STORM SEWERS P16-062	2028	44,623	4,461	1,280	5,741
2018-54	COMMUNITY CENTRE - HVAC	2028	655,790	65,442	18,771	84,213
2018-54	EXTRANEIOUS FLOW/DATA COLLECTION	2028	585,657	58,443	16,764	75,206
2018-54	GENEVA ST/CARLTON ST INTERSECTION	2028	37,345	3,725	1,068	4,793
2018-54	HARTZEL ROAD STORM SEWERS P16-008	2028	167,583	16,732	4,799	21,532
2018-54	LAKESIDE PARK IMPROVEMENTS	2028	737,758	73,628	21,119	94,747
2018-54	LEEPER STREET/MCDONALD RECONSTRUCTION	2028	501,175	50,017	14,347	64,363
2018-54	LORNE STREET RECONSTRUCTION P14-067	2028	718,629	71,721	20,572	92,293
2018-54	LOWELL AVENUE P15-065	2028	675,815	67,455	19,348	86,803
2018-54	MARKET SQUARE ROOF REPLACEMENT	2028	163,951	16,357	4,692	21,048
2018-54	MICHIGAN AVENUE CSO	2028	167,583	16,732	4,799	21,532
2018-54	MOFFATT STREET P15-066	2028	333,387	33,269	9,543	42,812
2018-54	OAKDALE AVENUE WATERMAIN	2028	183,991	18,354	5,265	23,619
2018-54	OAKDALE AVENUE CATCHBASIN P17-065	2028	57,385	5,723	1,641	7,364
2018-54	OLD COURTHOUSE EXTERIOR STAIRS	2028	81,968	8,186	2,348	10,534
2018-54	ONTARIO STREET STORM SEWERS P15-001	2028	124,783	12,452	3,572	16,023
2018-54	PARKWOOD DRIVE CATCHBASIN P17-080	2028	54,650	5,452	1,564	7,016
2018-54	RCS ADMIN BUILDING-DESIGN-CONSOLIDATION	2028	122,960	12,271	3,520	15,791
2018-54	RCS ADMIN BUILDING-PH 1-CONSOLIDATION	2028	737,758	73,628	21,119	94,747
2018-54	RCS ADMIN BUILDING-WASHROOM-CONSOLIDATION	2028	139,353	13,909	3,989	17,898
2018-54	RIDGEWOOD ROAD RECONSTRUCTION	2028	293,277	29,274	8,397	37,671
2018-54	SPORTPLEX RINK IMPROVEMENTS PHASE 2	2028	1,573,748	157,064	45,052	202,116
2018-54	THIRD STREET LOUTH P15-067	2028	745,962	74,439	21,352	95,791
2018-54	TUNIS/VALLEY STORM SEWERS P15-003	2028	179,889	17,949	5,148	23,097
2018-54	VICTORA LAWN CEMETERY ADMIN BULDING	2028	1,516,507	151,342	43,410	194,752
			15,050,000	1,502,000	430,828	1,932,828
2019-59	2017 NEW SIDEWALK CONSTRUCTION	2029	270,000	24,498	5,832	30,330

CORPORATION OF THE CITY OF ST. CATHARINES
DEBENTURE DEBT AND ANNUAL CHARGES - 2020
CLASSIFICATION BY BY-LAW AND MATURITY

BY-LAW NUMBER	DESCRIPTION	YEAR OF FINAL MATURITY	PRINCIPAL OUTSTANDING DEC. 31, 2019	2020 DEBT CHARGES		
				PRINCIPAL	INTEREST	TOTAL
2019-59	2018 BRIDGE STRUCTURAL MAINTENANCE	2029	270,000	24,498	5,832	30,330
2019-59	2018 ROAD RESURFACING PROGRAM	2029	535,682	48,620	11,575	60,195
2019-59	AIRPORT 2017 CAPITAL GRANT	2029	223,632	20,302	4,833	25,135
2019-59	AIRPORT 2018 CAPITAL GRANT	2029	141,000	12,792	3,045	15,837
2019-59	AIRPORT 2019 CAPITAL GRANT	2029	163,800	14,861	3,538	18,399
2019-59	ARENA IMPROVEMENT PROGRAM, 2019	2029	607,000	55,088	13,114	68,203
2019-59	BOGART ST SPLASHPAD - ADDITIONAL FUNDS	2029	58,000	5,267	1,254	6,521
2019-59	BURGOYNE BRIDGE-LANDSCAPING/CULTURAL INTERPRETATION	2029	387,000	35,119	8,361	43,480
2019-59	BURLEIGH HILL AND GLENDALE CSO	2029	1,350,000	122,520	29,167	151,687
2019-59	CLARENDON/FERNDALE	2029	455,000	41,298	9,831	51,130
2019-59	DOWNTOWN STREET SYSTEM CONVERSION	2029	180,000	16,337	3,889	20,226
2019-59	DOWNTOWN STREET SYSTEM CONVERSION-PHASE 2	2029	2,062,560	187,202	44,565	231,767
2019-59	DOWNTOWN STREET SYSTEM CONVERSION-PHASE 3	2029	607,000	55,088	13,114	68,203
2019-59	FIREHALL #1 - RADIO UPGRADE PHASE 2	2029	2,790,000	253,258	60,291	313,549
2019-59	KIWANIS AQUATIC CENTRE-2018 PROJECTS	2029	108,000	9,796	2,332	12,129
2019-59	KIWANIS AQUATIC CENTRE-LIGHTING RETROFIT	2029	73,000	6,627	1,578	8,205
2019-59	LAKE ST SERVICE CENTRE-BLDG REPAIRS	2029	495,000	44,930	10,696	55,626
2019-59	LANCASTER PARK-DIAMOND 1 WASHROOM ACCESS'Y	2029	45,000	4,081	971	5,052
2019-59	LSSC - FIRE ALARM SYSTEM REPLACEMENT	2029	90,000	8,161	1,943	10,104
2019-59	LSSC BAY 1/ADMIN AREA ROOF/FALL ARREST	2029	360,000	32,674	7,778	40,452
2019-59	LSSC-REPLACE GARAGE DOORS-PHASE 1	2029	225,000	20,418	4,861	25,278
2019-59	ONTARIO ST. GARAGE PARTIAL STAIRWELL/ELEVATOR IMPROV	2029	1,750,000	158,826	37,810	196,636
2019-59	PARATRANSIT VEHICLE, 2019	2024	200,000	38,000	3,984	41,984
2019-59	RUSSELL AVE COMMUNITY CENTRE - FAMILY WASHROOM	2029	198,000	17,972	4,278	22,251
2019-59	RUSSELL AVE COMMUNITY CENTRE - STRUCTURAL	2029	180,000	16,337	3,889	20,226
2019-59	RUSSELL AVE COMMUNITY CENTRE-FACILITY STUDY	2029	31,000	2,807	668	3,476
2019-59	ST GEORGE STREET	2029	400,000	36,306	8,643	44,949
2019-59	THIRD STREET LOU TH	2029	1,887,902	171,342	40,790	212,132
			16,143,576	1,485,026	348,464	1,833,490
		TOTAL	118,350,506	12,886,527	3,695,228	16,581,755

CORPORATION OF THE CITY OF ST. CATHARINES
DEBENTURE DEBT AND ANNUAL CHARGES - 2020
CLASSIFICATION BY FUNCTION

FUNCTIONAL AREA	BY-LAW NUMBER	DESCRIPTION	YEAR OF FINAL MATURITY	2020 DEBT CHARGES			
				PRINCIPAL OUTSTANDING DEC. 31, 2019	PRINCIPAL	INTEREST	TOTAL
<u>AIR TRANSPORTATION</u>	2019-59	AIRPORT 2017 CAPITAL GRANT	2029	223,632	20,302	4,833	25,135
	2019-59	AIRPORT 2018 CAPITAL GRANT	2029	141,000	12,792	3,045	15,837
	2019-59	AIRPORT 2019 CAPITAL GRANT	2029	163,800	14,861	3,538	18,399
				528,432	47,954	11,416	59,371
<u>ASSISTANCE TO THE AGED</u>	75-2015	DUNLOP DRIVE SENIORS PARKING LOT	2025	201,094	31,762	4,787	36,550
	75-2015	DUNLOP DRIVE SENIORS WASHROOM UPGRADE	2025	158,916	25,089	3,782	28,871
	75-2015	WEST ST CATHARINES SENIORS PARKING LOT	2025	55,875	8,819	1,329	10,148
	75-2015	WEST ST CATHARINES SENIORS WASHROOM	2025	97,463	15,386	2,319	17,705
				513,349	81,056	12,217	93,274
<u>FIRE DEPARTMENT</u>	72-2013	FIRE HALL #4 CONSTRUCTION	2023	1,210,072	292,504	42,270	334,774
	72-2013	FIRE HALL #4 DESIGN	2023	115,260	27,855	4,025	31,880
	75-2015	RADIO UPGRADE PROJECT	2025	772,177	121,932	18,378	140,311
	75-2015	STATION 1 GENERATOR REPLACEMENT	2025	124,131	19,607	2,955	22,562
	35-2016	FIRE STATION 4 - FUEL STATION	2026	25,771	3,492	502	3,994
	35-2016	FIRE STATION 4 - SECURITY	2026	90,181	12,229	1,757	13,986
	2019-59	FIREHALL #1 - RADIO UPGRADE PHASE 2	2029	2,790,000	253,258	60,291	313,549
				5,127,591	730,877	130,179	861,056
<u>GENERAL GOVERNMENT</u>	73-2012	CITY HALL - ELECTRICAL UPGRADE	2022	263,671	85,348	7,874	93,222
	73-2012	CITY HALL - FOUNDATION/STONE WORK	2022	117,211	37,929	3,499	41,428
	72-2013	CITY HALL ELECTRICAL PROJECT	2023	329,532	79,649	11,510	91,159
	78-2014	CITY HALL 3RD FLOOR WASHROOM IMPROVEMENTS	2024	151,919	28,771	4,498	33,269
	78-2014	CITY HALL ASBESTOS REMOVAL	2024	9,490	1,799	281	2,080
	78-2014	CITY HALL BOILER REPLACEMENT	2024	78,060	14,787	2,312	17,099
	78-2014	CITY HALL CLADDING	2024	39,555	7,494	1,171	8,666
	78-2014	IT DATA CENTRE (MERRITT STREET)	2024	949,487	179,825	28,110	207,935
	75-2015	CENTENNIAL LIBRARY - PLAZA UPGRADES	2025	452,485	71,459	10,771	82,230
	75-2015	CITY HALL ACCESSIBLE COUNTER	2025	11,157	1,769	267	2,035
	75-2015	CITY HALL ELECTRICAL UPGRADE P10-157	2025	229,032	36,172	5,452	41,624
	75-2015	CITY HALL WASHROOM UPGRADES P09-144	2025	89,390	14,113	2,127	16,240
	2017-53	TECHNOLOGY UPGRADE PAYROLL/HRIS	2022	324,194	106,389	17,826	124,214
				3,045,183	665,503	95,698	761,201
<u>HEALTH SERVICES</u>	75-2015	VICTORIA LAWN CEMETERY ROAD IMPROVEMENTS	2025	1,117,267	176,437	26,594	203,031
	35-2016	CARILLON TOWER STONE REPAIRS	2026	42,962	5,817	836	6,653
	2018-54	VICTORA LAWN CEMETERY ADMIN BULDING	2028	1,516,507	151,342	43,410	194,752
				2,676,735	333,596	70,840	404,436
<u>LIBRARY</u>	110-2011	LIBRARY - GRANTHAM BRANCH	2031	1,209,304	81,241	45,189	126,430
				1,209,304	81,241	45,189	126,430
<u>OTHER CULTURAL FACILITIES</u>	72-2013	LOCK 3 MUSEUM ROOF REPLACEMENT	2023	38,420	9,285	1,342	10,627
	72-2013	MORNINGSTAR MILL PAINTING	2023	37,565	9,079	1,312	10,391
	75-2015	MORNINGSTAR MILL BRIDGE REHABILITATION	2025	49,026	7,746	1,168	8,914
	35-2016	MUSEUM RETAINING WALL AND TRELIS	2026	128,790	17,483	2,513	19,996
	35-2016	MUSEUM SECURITY UPGRADES	2026	64,411	8,736	1,255	9,992
	2018-54	OLD COURTHOUSE EXTERIOR STAIRS	2028	81,968	8,186	2,348	10,534
				400,179	60,515	9,937	70,452
<u>PARKING</u>	75-2010	CARLISE ST PARKING GARAGE	2040	7,706,142	180,799	485,333	666,132
	35-2016	LOWER LEVEL PARKING LOT	2026	322,116	43,659	6,274	49,934
	2017-53	CARLISE ST GARAGE DEMOLITION	2027	1,219,504	142,915	23,946	166,861
	2019-59	ONTARIO ST. GARAGE PARTIAL STAIRWELL/ELEVATOR IMPROV	2029	1,750,000	158,826	37,810	196,636
				10,997,762	526,200	553,364	1,079,563
<u>PARKS & RECREATION</u>	88-2004	SPORTSPLEX	2024	3,607,933	644,210	193,012	837,222

CORPORATION OF THE CITY OF ST. CATHARINES
DEBENTURE DEBT AND ANNUAL CHARGES - 2020
CLASSIFICATION BY FUNCTION

FUNCTIONAL AREA	BY-LAW NUMBER	DESCRIPTION	YEAR OF FINAL MATURITY	2020 DEBT CHARGES			
				PRINCIPAL OUTSTANDING DEC. 31, 2019	PRINCIPAL	INTEREST	TOTAL
	72-2010	HAIG BOWL ARENA IMPROVEMENTS	2020	34,928	34,928	813	35,740
	110-2011	KIWANIS AQUATIC CENTER	2031	7,923,675	532,316	296,090	828,406
	73-2012	GARDEN CITY GOLF COURSE-MAINTENANCE BUILDING	2022	219,797	71,112	6,561	77,673
	73-2012	HAPPY ROLPH'S POND REHABILITATION	2022	35,206	11,372	1,049	12,421
	73-2012	KIWANIS ARTIFICIAL TURF FIELD-AMENITIES	2022	95,040	30,769	2,839	33,608
	73-2012	SPORTSFIELD DEVELOPMENT ADDITIONAL FUNDING	2022	146,460	47,419	4,375	51,794
	73-2012	SPORTSFIELD DEVELOPMENT P09-131	2022	351,632	113,786	10,498	124,284
	72-2013	PEARSON PARK ELECTRICAL UPGRADE	2023	11,545	2,782	402	3,184
	78-2014	MONTEBELLO PARK-WASHROOM RETROFIT	2024	80,705	15,285	2,389	17,675
	78-2014	TRAIL IMPROVEMENTS, 2010	2024	47,489	8,988	1,405	10,393
	69-2015	MERIDIAN CENTRE	2045	24,805,561	597,873	863,009	1,460,881
	75-2015	BURGOYNE WOODS WATER SERVICE P09-157	2025	76,964	12,155	1,832	13,988
	75-2015	CENTENNIAL PARK UPGRADES	2025	108,620	17,154	2,586	19,740
	75-2015	MEMORIAL PARK CENOTAPH UPGRADES	2025	301,733	47,620	7,178	54,797
	75-2015	MERRITTON ARENA ROOF PAINTING	2025	27,937	4,409	665	5,074
	75-2015	PAN AMERICAN GAMES COMMITMENT, 2012	2025	203,698	32,175	4,850	37,025
	75-2015	RUSSELL AVE COMMUNITY CENTRE ROOF	2025	52,745	8,336	1,256	9,592
	35-2016	2014 ACCESSIBILITY PROGRAM	2026	45,106	6,109	878	6,987
	35-2016	2015 ARENA IMPROVEMENT PROGRAM	2026	225,469	30,566	4,393	34,959
	35-2016	CENTENNIAL PARK UPGRADES	2026	125,278	16,975	2,440	19,415
	35-2016	HAPPY ROLPH'S WASHROOM UPGRADE	2026	296,346	40,167	5,772	45,940
	35-2016	LANCASTER PARK FIELD LIGHTING	2026	418,732	56,764	8,158	64,921
	35-2016	PEARSON PARK WASHROOM UPGRADE	2026	296,346	40,167	5,772	45,940
	35-2016	POWERVIEW AVE - PARKING LOT	2026	143,152	19,408	2,789	22,197
	35-2016	WEST PARK POOL DEMOLITION	2026	322,116	43,659	6,274	49,934
	2017-53	BBA - CEILING REPAIRS/DEHUMIDIFICATION	2027	58,676	6,789	1,138	7,926
	2017-53	CENTENNIAL PARK UPGRADES - PHASE 4	2027	142,088	16,769	2,810	19,579
	2017-53	LAKESIDE PARK ELECTRICAL UPGRADES	2027	314,541	36,918	6,186	43,104
	2017-53	LAKESIDE PARK UPGRADES	2027	263,271	30,942	5,184	36,126
	2017-53	LANCASTER PARK UPGRADES	2027	812,145	95,204	15,952	111,156
	2017-53	MONTEBELLO PARK - ACCESSIBLE WALKWAY	2027	54,473	6,383	1,069	7,452
	2017-53	MONTEBELLO PARK - IRON FENCING	2027	85,412	9,980	1,672	11,653
	2017-53	SEYMOUR HANNAH RINK IMPROVEMENTS	2027	931,008	108,521	18,183	126,704
	2017-53	WELLAND CANALS FALLEN WORKERS	2027	237,535	27,750	4,650	32,400
	2017-53	WEST PARK SITE IMPROVEMENTS	2027	383,854	44,911	7,525	52,436
	2018-54	COMMUNITY CENTRE - HVAC	2028	655,790	65,442	18,771	84,213
	2018-54	LAKESIDE PARK IMPROVEMENTS	2028	737,758	73,628	21,119	94,747
	2018-54	MARKET SQUARE ROOF REPLACEMENT	2028	163,951	16,357	4,692	21,048
	2018-54	RCS ADMIN BUILDING-DESIGN-CONSOLIDATION	2028	122,960	12,271	3,520	15,791
	2018-54	RCS ADMIN BUILDING-PH 1-CONSOLIDATION	2028	737,758	73,628	21,119	94,747
	2018-54	RCS ADMIN BUILDING-WASHROOM-CONSOLIDATION	2028	139,353	13,909	3,989	17,898
	2018-54	SPORTPLEX RINK IMPROVEMENTS PHASE 2	2028	1,573,748	157,064	45,052	202,116
	2019-59	ARENA IMPROVEMENT PROGRAM, 2019	2029	607,000	55,088	13,114	68,203
	2019-59	BOGART ST SPLASHPAD - ADDITIONAL FUNDS	2029	58,000	5,267	1,254	6,521
	2019-59	KIWANIS AQUATIC CENTRE-2018 PROJECTS	2029	108,000	9,796	2,332	12,129
	2019-59	KIWANIS AQUATIC CENTRE-LIGHTING RETROFIT	2029	73,000	6,627	1,578	8,205
	2019-59	LANCASTER PARK-DIAMOND 1 WASHROOM ACCESS'TY	2029	45,000	4,081	971	5,052
	2019-59	RUSSELL AVE COMMUNITY CENTRE - FAMILY WASHROOM	2029	198,000	17,972	4,278	22,251
	2019-59	RUSSELL AVE COMMUNITY CENTRE - STRUCTURAL	2029	180,000	16,337	3,889	20,226
	2019-59	RUSSELL AVE COMMUNITY CENTRE-FACILITY STUDY	2029	31,000	2,807	668	3,476

CORPORATION OF THE CITY OF ST. CATHARINES
DEBENTURE DEBT AND ANNUAL CHARGES - 2020
CLASSIFICATION BY FUNCTION

FUNCTIONAL AREA	BY-LAW NUMBER	DESCRIPTION	YEAR OF FINAL MATURITY	2020 DEBT CHARGES			
				PRINCIPAL OUTSTANDING DEC. 31, 2019	PRINCIPAL	INTEREST	TOTAL
				48,718,532	3,400,948	1,648,000	5,048,949
PAVEMENTS AND ROADWAYS	72-2010	LSSC UPGRADES P06-162	2020	256,236	256,236	5,958	262,193
	72-2010	ST PAUL/ONTARIO-ROADWAYS PORTION	2020	57,648	57,648	1,340	58,988
	73-2012	2009 RESURFACING PART 1A P09-080	2022	52,141	16,850	1,555	18,404
	73-2012	2010 RESURFACING PRGM PART 3 P10-060	2022	374,417	121,162	11,179	132,341
	73-2012	2010 RESURFACING PRGM PART 4 P10-061	2022	211,636	68,481	6,318	74,800
	73-2012	CLAYBURN AVENUE RECONSTRUCTION P10-063	2022	65,070	21,079	1,945	23,024
	73-2012	DIANNE/ROCKWOOD AVE P08-064	2022	149,385	48,368	4,463	52,831
	73-2012	GENEVA ST PART 2 RECONSTRUCTION P09-062	2022	325,922	105,461	9,730	115,191
	73-2012	GREGORY RD RECONSTRUCTION P08-062	2022	146,460	47,419	4,375	51,794
	73-2012	JARROW RD RECONSTRUCTION P10-062	2022	32,281	10,423	962	11,385
	73-2012	LAKEPORT RD RECONSTRUCTION P07-062	2022	139,996	45,305	4,180	49,485
	73-2012	MARGERIE RD RECONSTRUCTION P10-001	2022	97,351	31,502	2,906	34,408
	73-2012	PARNELL RD RECONSTRUCTION P09-063	2022	200,191	64,802	5,979	70,781
	72-2013	2011 RESURF'G PROGRAM PART 2A	2023	192,100	46,425	6,709	53,134
	72-2013	2011 RESURF'G PROGRAM PART 3	2023	367,096	88,728	12,822	101,550
	72-2013	2011 RESURF'G PROGRAM PART 4	2023	277,492	67,055	9,690	76,745
	72-2013	ABBNEY/MASEFIELD RESURFACING	2023	35,427	8,564	1,238	9,801
	72-2013	LSSC UPGRADES P06-162	2023	891,294	215,420	31,130	246,550
	78-2014	2012 RESURFACING PROGRAM PART 2	2024	390,338	73,928	11,557	85,485
	78-2014	2012 RESURFACING PROGRAM PART 3	2024	421,997	79,920	12,493	92,413
	78-2014	BARTON STREET P12-062	2024	81,755	15,486	2,421	17,907
	78-2014	LAKE STREET P12-064	2024	632,996	119,880	18,740	138,620
	78-2014	MILDRED AVENUE P11-062	2024	188,324	35,663	5,575	41,238
	75-2015	2014 RESURFACING PROGRAM PART 2	2025	354,432	55,967	8,436	64,403
	75-2015	2014 RESURFACING PROGRAM PART 4	2025	36,600	5,789	873	6,661
	75-2015	BRIDGE STREET P13-065	2025	164,495	25,973	3,915	29,888
	75-2015	GEORGE STREET P14-066	2025	204,813	32,352	4,876	37,228
	75-2015	RAMPART DRIVE P13-070	2025	101,182	15,975	2,408	18,383
	75-2015	THE PARKWAY BURY HYDRO LINES P13-171	2025	279,328	44,106	6,648	50,754
	75-2015	THE PARKWAY P13-171	2025	293,614	46,358	6,987	53,346
	75-2015	THIRD STREET LOUTH P13-068	2025	71,385	11,271	1,699	12,970
	75-2015	WILSON STREET P13-064	2025	122,906	19,406	2,925	22,331
	35-2016	2015 RESURFACING PROGRAM - PART 2	2026	534,001	72,376	10,401	82,778
	35-2016	BRIDGE STREET	2026	118,097	16,013	2,301	18,314
	35-2016	CARLISLE STREET/ST PAUL STREET	2026	1,296,298	175,719	25,253	200,971
	35-2016	CATHERINE STREET	2026	250,524	33,961	4,881	38,841
	35-2016	FOREST HILL ROAD	2026	114,522	15,526	2,231	17,758
	35-2016	MCGUIRE STREET	2026	1,062,965	144,082	20,706	164,789
	35-2016	TRAFFIC SIGNAL HARTZEL/LINCOLN	2026	128,853	17,462	2,509	19,971
	2017-53	2016 RESURFACING PROGRAM	2027	1,154,394	135,329	22,675	158,003
	2017-53	QUEENSTON STREET	2027	1,403,196	164,472	27,558	192,029
	2017-53	TES/PRCS OPERATIONS CONSOLIDATION	2027	3,347,229	392,205	65,715	457,920
	2018-54	2017 RESURFACING PROGRAM	2028	106,566	10,634	3,050	13,684
	2018-54	CARLISLE ST/ST PAUL ST RECONSTRUCTION	2028	582,011	58,082	16,660	74,742
	2018-54	CHURCHILL STREET RECONSTRUCTION	2028	327,887	32,729	9,388	42,116
	2018-54	GENEVA ST/CARLTON ST INTERSECTION	2028	37,345	3,725	1,068	4,793
	2018-54	LORNE STREET RECONSTRUCTION P14-067	2028	718,629	71,721	20,572	92,293
	2018-54	LOWELL AVENUE P15-065	2028	675,815	67,455	19,348	86,803
	2018-54	MOFFATT STREET P15-066	2028	333,387	33,269	9,543	42,812

CORPORATION OF THE CITY OF ST. CATHARINES
DEBENTURE DEBT AND ANNUAL CHARGES - 2020
CLASSIFICATION BY FUNCTION

FUNCTIONAL AREA	BY-LAW NUMBER	DESCRIPTION	YEAR OF FINAL MATURITY	2020 DEBT CHARGES			TOTAL
				PRINCIPAL OUTSTANDING DEC. 31, 2019	PRINCIPAL	INTEREST	
	2018-54	RIDGEWOOD ROAD RECONSTRUCTION	2028	293,277	29,274	8,397	37,671
	2018-54	THIRD STREET LOUTH P15-067	2028	745,962	74,439	21,352	95,791
	2019-59	2018 BRIDGE STRUCTURAL MAINTENANCE	2029	270,000	24,498	5,832	30,330
	2019-59	2018 ROAD RESURFACING PROGRAM	2029	535,682	48,620	11,575	60,195
	2019-59	BURGOYNE BRIDGE-LANDSCAPING/CULTURAL INTERPRETATION	2029	387,000	35,119	8,361	43,480
	2019-59	DOWNTOWN STREET SYSTEM CONVERSION	2029	180,000	16,337	3,889	20,226
	2019-59	DOWNTOWN STREET SYSTEM CONVERSION-PHASE 2	2029	2,062,560	187,202	44,565	231,767
	2019-59	DOWNTOWN STREET SYSTEM CONVERSION-PHASE 3	2029	607,000	55,088	13,114	68,203
	2019-59	LAKE ST SERVICE CENTRE-BLDG REPAIRS	2029	495,000	44,930	10,696	55,626
	2019-59	LSSC - FIRE ALARM SYSTEM REPLACEMENT	2029	90,000	8,161	1,943	10,104
	2019-59	LSSC BAY 1/ADMIN AREA ROOF/FALL ARREST	2029	360,000	32,674	7,778	40,452
	2019-59	LSSC-REPLACE GARAGE DOORS-PHASE 1	2029	225,000	20,418	4,861	25,278
	2019-59	ST GEORGE STREET	2029	400,000	36,306	8,643	44,949
	2019-59	THIRD STREET LOUTH	2029	1,887,902	171,342	40,790	212,132
				27,947,411	4,132,171	667,685	4,799,857
SANITARY SEWERS AND PRIVATE DRAINS	72-2010	ST PAUL/ONTARIO-SANITARY SEWER PORTION	2020	49,237	49,237	1,145	50,382
	73-2012	COURT/GENEVA/ONTARIO/WELLAND-SANITARY CSO	2022	51,166	16,533	1,525	18,059
	73-2012	WELLAND AVENUE P10-104 - SANITARY	2022	128,630	41,625	3,840	45,465
	78-2014	EMMETT ROAD SANITARY SEWER	2024	89,689	16,980	2,654	19,634
	35-2016	BUCKLAND STREET	2026	930,537	126,134	18,127	144,261
	2018-54	BURLEIGH HILL/GLENDALE AVE CSO	2028	2,557,013	255,190	73,198	328,387
	2018-54	MICHIGAN AVENUE CSO	2028	167,583	16,732	4,799	21,532
	2019-59	BURLEIGH HILL AND GLENDALE CSO	2029	1,350,000	122,520	29,167	151,687
				5,323,855	644,952	134,456	779,408
SIDEWALKS	72-2010	ST PAUL/ONTARIO-SIDEWALK PORTION	2020	5,031	5,031	117	5,148
	73-2012	2008 SIDEWALK CONSTRUCTION PROGRAM	2022	87,855	28,455	2,625	31,080
	73-2012	2009 SIDEWALK CONSTRUCTION PROGRAM	2022	70,305	22,761	2,100	24,861
	73-2012	COURT/GENEVA/ONTARIO/WELLAND-SIDEWALK	2022	204,451	66,167	6,105	72,272
	73-2012	PARNELL RD SIDEWALK P09-063	2022	15,346	4,945	456	5,401
	73-2012	WELLAND AVENUE P10-104 - SIDEWALK	2022	22,718	7,343	677	8,020
	78-2014	2010 SIDEWALK CONSTRUCTION PROGRAM	2024	142,391	26,980	4,218	31,198
	78-2014	BARTON STREET P12-062	2024	14,235	2,699	422	3,121
	75-2015	2013 SIDEWALK CONSTRUCTION PROGRAM	2025	89,980	14,219	2,143	16,362
	75-2015	LAKESHORE ROAD RN12-07	2025	89,980	14,219	2,143	16,362
	35-2016	FOREST HILL SIDEWALK	2026	5,720	778	112	890
	2018-54	2015 NEW SIDEWALK CONSTRUCTION	2028	220,410	22,004	6,312	28,316
	2018-54	2016 NEW SIDEWALK CONSTRUCTION	2028	245,919	24,543	7,040	31,582
	2019-59	2017 NEW SIDEWALK CONSTRUCTION	2029	270,000	24,498	5,832	30,330
				1,484,340	264,641	40,302	304,943
STORM SEWERS	72-2010	KING ST STORM SEWER P07-018	2020	37,578	37,578	873	38,452
	72-2010	ST PAUL/ONTARIO-STORM SEWER PORTION	2020	18,512	18,512	430	18,942
	73-2012	BLAIR CRESCENT STORM SEWER P08-001	2022	40,695	13,170	1,215	14,385
	73-2012	CAMERON/LAIRD STORM SEWER P07-003	2022	148,156	47,935	4,423	52,358
	73-2012	CHURCH/QUEEN ST STORM SEWER P10-002	2022	149,746	48,468	4,472	52,940
	73-2012	CLAYBURN AVE STORM SEWER P10-063	2022	43,981	14,219	1,312	15,531
	73-2012	COURT/GENEVA/ONTARIO/WELLAND-STORM	2022	255,617	82,701	7,630	90,331
	73-2012	DIANNE/ROCKWOOD STORM SEWER P08-064	2022	113,925	36,880	3,403	40,282
	73-2012	GENEVA ST PART 2 STORM SEWER P09-062	2022	190,441	61,638	5,687	67,325
	73-2012	GREGORY RD STORM SEWER P08-062	2022	91,140	29,504	2,722	32,226
	73-2012	MARGERY AVENUE STORM SEWER P10-001	2022	143,281	46,354	4,277	50,630

CORPORATION OF THE CITY OF ST. CATHARINES
DEBENTURE DEBT AND ANNUAL CHARGES - 2020
CLASSIFICATION BY FUNCTION

FUNCTIONAL AREA	BY-LAW NUMBER	DESCRIPTION	YEAR OF FINAL MATURITY	2020 DEBT CHARGES			TOTAL
				PRINCIPAL OUTSTANDING DEC. 31, 2019	PRINCIPAL	INTEREST	
	73-2012	PARNELL RD STORM SEWER P09-063	2022	136,710	44,256	4,083	48,339
	73-2012	WELLAND AVENUE P10-104 - STORM	2022	56,742	18,365	1,694	20,059
	72-2013	CHURCH/GENEVA/NIAGARA/ST PAUL STORM SEWER	2023	81,544	19,703	2,847	22,551
	72-2013	GLEN AVENUE STORM SEWER	2023	29,868	7,224	1,044	8,268
	72-2013	GLEN PARK DRIVE STORM SEWER	2023	17,104	4,122	596	4,717
	72-2013	JONES STREET STORM SEWER	2023	76,840	18,570	2,684	21,253
	72-2013	JUNKIN STREET STORM SEWER	2023	96,446	23,321	3,370	26,691
	72-2013	MILDRED AVENUE STORM SEWER	2023	193,811	46,837	6,768	53,605
	72-2013	WALKER'S CREEK REHABILITATION	2023	274,499	66,334	9,586	75,920
	78-2014	ARGYLE STREET P12-001	2024	118,703	22,474	3,513	25,987
	78-2014	BARTON STREET P12-062	2024	130,294	24,675	3,857	28,532
	78-2014	GLENCAIRN/MCKENZIE P12-008	2024	68,570	12,988	2,030	15,018
	78-2014	GLENDALE AVENUE RN11-26	2024	420,403	79,623	12,447	92,070
	78-2014	SPRINGDALE AVENUE P12-003	2024	59,080	11,189	1,749	12,938
	75-2015	ALBANY/BOWSTEAD/GLENHOLME P11-004	2025	283,047	44,696	6,737	51,433
	75-2015	BRIDGE STREET P13-065	2025	65,807	10,387	1,566	11,953
	75-2015	BUCKLAND SEWER P12-005	2025	181,230	28,626	4,315	32,941
	75-2015	CATCHBASIN LEAD INSTALLATION, 2007	2025	46,532	7,357	1,109	8,466
	75-2015	EASTCHESTER DRAIN IMPROVEMENTS P13-001	2025	512,714	80,962	12,203	93,165
	75-2015	HARCOVE/RABUKA/THOMPSON P11-03	2025	147,125	23,226	3,501	26,727
	75-2015	LAKE STREET	2025	150,209	23,721	3,575	27,297
	75-2015	WALKERS CREEK CLASS EA ST07-21	2025	63,948	10,092	1,521	11,613
	75-2015	WILSON STREET P13-064	2025	76,964	12,155	1,832	13,988
	35-2016	2012 WATERCOURSE REVIEW	2026	96,648	13,093	1,882	14,975
	35-2016	CATHERINE STREET	2026	96,648	13,093	1,882	14,975
	35-2016	DICK'S CREEK ENVIRONMENTAL ASSESSMENT	2026	154,623	20,954	3,011	23,965
	35-2016	FOREST HILL ROAD	2026	178,964	24,252	3,485	27,737
	35-2016	GEORGE STREET	2026	107,714	14,607	2,099	16,706
	35-2016	LORNE STREET	2026	174,643	23,679	3,403	27,081
	35-2016	PARNELL ROAD	2026	178,964	24,252	3,485	27,737
	2017-53	QUEENSTON STREET	2027	706,191	82,831	13,878	96,709
	2018-54	2015 CATCHBASIN INSTALLATION P15-006	2028	27,318	2,734	784	3,518
	2018-54	2016 CATCHBASIN INSTALLATION P16-006	2028	50,092	5,002	1,435	6,436
	2018-54	CHURCHILL STREET STORM SEWERS P16-062	2028	44,623	4,461	1,280	5,741
	2018-54	EXTRANEOUS FLOW/DATA COLLECTION	2028	585,657	58,443	16,764	75,206
	2018-54	HARTZEL ROAD STORM SEWERS P16-008	2028	167,583	16,732	4,799	21,532
	2018-54	OAKDALE AVENUE CATCHBASIN P17-065	2028	57,385	5,723	1,641	7,364
	2018-54	ONTARIO STREET STORM SEWERS P15-001	2028	124,783	12,452	3,572	16,023
	2018-54	PARKWOOD DRIVE CATCHBASIN P17-080	2028	54,650	5,452	1,564	7,016
	2018-54	TUNIS/VALLEY STORM SEWERS P15-003	2028	179,889	17,949	5,148	23,097
	2019-59	CLARENDON/FERNDALE	2029	455,000	41,298	9,831	51,130
				7,962,634	1,464,868	209,016	1,673,884
TRANSIT	2017-53	TRANSIT 2017 CAPITAL ITEMS	2027	361,950	42,315	7,090	49,405
	2019-59	PARATRANSIT VEHICLE, 2019	2024	200,000	38,000	3,984	41,984
				561,950	80,315	11,073	91,388
WATERWORKS	72-2010	ST PAUL/ONTARIO-WATER PORTION	2020	79,963	79,963	1,859	81,821
	73-2012	WELLAND AVENUE P10-104 - WATER	2022	170,227	55,095	5,083	60,178
	72-2013	BUNTING ROAD WATERMAIN	2023	461,040	111,419	16,101	127,520
	78-2014	MEADOWVALE DRIVE P06-211	2024	125,595	23,783	3,718	27,501
	2018-54	BARNES/BRIGHTON/LAILEY WATERMAIN	2028	331,257	33,059	9,483	42,542

CORPORATION OF THE CITY OF ST. CATHARINES
 DEBENTURE DEBT AND ANNUAL CHARGES - 2020
 CLASSIFICATION BY FUNCTION

FUNCTIONAL AREA	BY-LAW NUMBER	DESCRIPTION	YEAR OF FINAL MATURITY	2020 DEBT CHARGES			TOTAL
				PRINCIPAL OUTSTANDING DEC. 31, 2019	PRINCIPAL	INTEREST	
	2018-54	LEEPER STREET/MCDONALD RECONSTRUCTION	2028	501,175	50,017	14,347	64,363
	2018-54	OAKDALE AVENE WATERMAIN	2028	183,991	18,354	5,265	23,619
				1,853,248	371,690	55,855	427,545
			TOTAL	118,350,506	12,886,527	3,695,228	16,581,755

City of St. Catharines

2020 Operating Budget - Expenditures

<u>Acct.</u>	<u>Description</u>	<u>2020 Budget</u>	<u>2019 Budget</u>	<u>2018 Actuals</u>	<u>2017 Actuals</u>	<u>2016 Actuals</u>	<u>% Change 2019 Budget</u>
<u>OUTSIDE BOARDS AND COMMISSIONS</u>							
770	FirstOntario Performance Art Centre	\$ 1,592,857	\$ 1,491,701	\$ 1,449,930	\$ 1,424,454	\$ 1,329,427	6.78%
753	St Catharines Public Library	5,777,708	5,612,338	5,398,960	5,491,200	5,572,035	2.95%
	trfr from City's Tax Stab'n Reserve	(100,000)	(100,000)	-	-	-	0.00%
		<u>5,677,708</u>	<u>5,512,338</u>	<u>5,398,960</u>	<u>5,491,200</u>	<u>5,572,035</u>	<u>3.00%</u>
781	St Catharines Transit Commission	11,304,785	11,240,038	9,791,409	9,181,779	8,875,624	0.58%
	Transit Commission						
	Para Transit	1,528,595	1,461,973	1,341,991	1,330,224	1,312,357	4.56%
	Debt principal and interest	91,388	49,168	49,175	3,664	-	85.87%
		<u>12,924,768</u>	<u>12,751,179</u>	<u>11,182,575</u>	<u>10,515,667</u>	<u>10,187,981</u>	<u>1.36%</u>
727	Niagara District Airport	430,357	245,263	207,853	207,853	203,793	75.47%
		<u>20,625,690</u>	<u>20,000,481</u>	<u>18,239,318</u>	<u>17,639,174</u>	<u>17,293,236</u>	<u>3.13%</u>

City of St Catharines

2020 Operating Budget - Expenditures by Department, Board or Committee

	2020 Budget	2019 Budget	2018 Actuals	2017 Actuals	2016 Actuals	\$ Change 2019 Budget	% Change 2019 Budget
Performing Arts							
Performing Arts	1,592,857	1,491,701	1,449,930	1,424,454	1,329,427	101,156	6.78%
Total Performing Arts	1,592,857	1,491,701	1,449,930	1,424,455	1,329,427	101,156	6.78%

2020 Proposed PAC Budget (Account Details)

	2020	2019	\$ Change from 2019	% Change from 2019
	Budget	Budget	Budget	Budget
Object of Expenditure				
Salaries and Wages				
770.100.001 Salaries/Wages-Regular	1,778,787	1,361,372	417,415	30.66%
770.100.002 Salaries/Wages-Overtime	-	-	-	
770.100.003 Salaries/Wages-Ext Servic	732,606	979,155	(246,549)	-25.18%
770.100.006 Sick Pay	-	-	-	
770.100.007 Holiday/Vacation Pay	25,782	27,290	(1,508)	-5.53%
770.100.009 Doctor's Appointments	-	-	-	
Salaries and Wages	2,537,174	2,367,817	169,357	7.15%
	-	-	-	
Benefits				
770.100.030 Pensions	314,194	271,177	43,017	15.86%
770.100.031 Other Benefits	181,340	194,433	(13,093)	-6.73%
770.100.032 Workers Compensation	21,689	76,811	(55,122)	-71.76%
770.100.033 Employment Insurance	42,826	44,351	(1,525)	-3.44%
770.100.041 Safety Shoes	350	350	-	0.00%
Total Benefits	560,399	587,122	(26,723)	-4.55%
	-	-	-	
Equipment Operations				
770.100.053 Service Contracts	135,820	239,311	(103,491)	-43.25%
770.100.054 Repairs - equipment	12,000	9,000	3,000	33.33%
770.100.067 Mileage	3,500	3,500	-	0.00%
Service/ Equipment Operations	151,320	251,811	(100,491)	-39.91%
	-	-	-	
Materials				
770.100.101 General Supplies	35,000	31,000	4,000	12.90%
770.100.127 Concession Products	150,000	180,000	(30,000)	-16.67%
770.100.140 Concession Supplies	12,000	10,000	2,000	20.00%
Materials	197,000	221,000	(24,000)	-10.86%
	-	-	-	
Building and Maintenance				
770.100.110 Uniform Clothing	4,500	4,500	-	0.00%
770.100.150 Cleaning Services	2,700	3,300	(600)	-18.18%
770.100.152 Gen Bldg Mtnce Supplies	5,000	5,000	-	0.00%
770.100.153 Snow/Yard Maintenance	16,000	16,500	(500)	-3.03%
770.100.157 Rent	150,000	150,000	-	0.00%
770.100.162 Building Repairs	55,000	50,697	4,303	8.49%
770.100.163 Heat,Light,Power,Water	245,713	256,713	(11,000)	-4.28%
770.100.173 Insurance-Bldg/Contents	26,358	26,879	(521)	-1.94%
Building and Maintenance	505,271	513,589	(8,318)	-1.62%
	-	-	-	
Contracts				
770.100.200 Contract-Advisory Service	7,500	21,000	(13,500)	-64.29%
770.100.201 Contract-Legal Service	30,000	30,000	-	0.00%
770.100.203 Contract-Artists/Entert'r	802,800	802,800	-	0.00%

2020 Proposed PAC Budget (Account Details)

	2020	2019	\$ Change from 2019	% Change from 2019
	Budget	Budget	Budget	Budget
770.100.205 Contracts-Security	20,000	20,000	-	0.00%
770.100.206 Contract-Garbage Collec'n	3,000	2,479	521	21.02%
770.100.211 Show Production	45,000	45,000	-	0.00%
770.100.235 Contract-Pest Control	1,100	1,085	15	1.38%
770.100.xxx Audit	10,000	-	10,000	
Contracts	919,400	922,364	(2,964)	-0.32%
	-	-	-	
Office and Related Expenses				
770.100.302 Insurance-Liability	16,500	8,661	7,839	90.51%
770.100.303 Courier Services	5,000	5,000	-	0.00%
770.100.304 Postage Expense	28,000	25,000	3,000	12.00%
770.100.305 Telephone	20,000	20,000	-	0.00%
770.100.306 Cellular Phones	4,500	4,500	-	0.00%
770.100.307 Printing	5,000	5,000	-	0.00%
770.100.308 Copying and Prints	2,500	2,500	-	0.00%
770.100.310 Office Supplies	10,000	10,000	-	0.00%
770.100.314 Software	121,550	86,035	35,515	41.28%
770.100.318 Cash Processing/Bank Fees	95,000	80,000	15,000	18.75%
770.100.323 Internet Charges	40,000	40,000	-	0.00%
770.100.324 Board/Crime Insurance	7,500	-	7,500	
770.100.330 Furniture/Equipment NTCA	7,500	7,500	-	0.00%
Office and Related Expenses	363,050	294,196	68,854	23.40%
	-	-	-	
Properties				
770.100.350 Furniture/Equipment	7,500	7,500	-	
770.100.354 Other Equipment TCA	-	-	-	
Properties	7,500	7,500	-	0.00%
	-	-	-	
Other Service Charges				
770.100.400 Travel Expenses		2,500	(2,500)	-100.00%
770.100.401 Conferences/Conventions	20,000	20,000	-	0.00%
770.100.402 Training	5,500	5,000	500	10.00%
770.100.405 Subscriptions/Memberships	3,000	3,000	-	
770.100.417 Study/Consulting Fees	-	-	-	
770.100.418 Bad Debts	-	-	-	
770.100.434 PAC Events	25,000	-	25,000	
770.100.439 Outreach and Audience Developr	-	-	-	
770.100.447 Board Fundraising	20,000	-	20,000	
770.100.450 Miscellaneous	4,000	1,000	3,000	300.00%
770.100.451 Business Expenses		1,500	(1,500)	-100.00%
770.100.455 Cash Over/Short	-	-	-	
770.100.463 Marketing	300,000	300,000	-	0.00%
770.100.468 Artist/Entert't Rider	65,000	60,000	5,000	8.33%
Other Service Charges	442,500	393,000	49,500	12.60%
	-	-	-	
Human Resources Solution	47,000	-	-	
Total Expenditures	5,730,614	5,558,399	172,215	3.10%

2020 Proposed PAC Budget (Account Details)

	2020	2019	\$ Change from 2019	% Change from 2019
	Budget	Budget	Budget	Budget
Object of Revenue				
Grants, Contributions & Fundraising				
770.100.801 Provincial Grant	-	(33,250)	33,250	-100.00%
770.100.802 Federal Grants	(69,600)	(45,000)	(24,600)	54.67%
770.100.803 Brock/Corp Cont/Grants	(804,220)	(790,000)	(14,220)	1.80%
770.100.805 Donations/Fundraising	(200,000)	(150,000)	(50,000)	33.33%
Grants & Contributions	(1,073,820)	(1,018,250)	(55,570)	5.46%
Fee for Service				
770.100.800 Miscellaneous Revenue	(15,000)	(16,403)	1,403	-8.55%
770.100.807 Fee for Service-Box	(80,000)	(63,813)	(16,187)	25.37%
770.100.809 Fee for Service-Postage	(3,500)	(3,124)	(376)	12.04%
770.100.810 Fee for Service- Handling	(110,000)	(73,512)	(36,488)	49.64%
Fee For Service	(208,500)	(156,852)	(51,648)	32.93%
Venue Rental/Event Recovery				
770.100.808 Fee for Service-Product'n	(235,000)	(225,173)	(9,827)	4.36%
770.100.930 Rental Revenue	(500,000)	(550,000)	50,000	-9.09%
Venue Rental/Event Recovery	(735,000)	(775,173)	40,173	-5.18%
Programming & Marketing				
770.100.835 Ticket Sales	(1,508,362)	(1,508,362)	-	0.00%
770.100.836 Sponsorships	(160,000)	(160,000)	-	0.00%
770.100.850 Advertising Revenue	(76,575)	(76,575)	-	0.00%
Programming & Marketing	(1,744,937)	(1,744,937)	-	0.00%
Bar & Concessions Sales				
770.100.857 Concession Sales	(110,000)	(366,279)	256,279	-69.97%
770.100.860 Vending Machines	(5,500)	(5,207)	(293)	5.63%
770.100.861 Liquor Sales	(260,000)	-	(260,000)	
Bar & Concessions	(375,500)	(371,486)	(4,014)	1.08%
Total Revenue	(4,137,757)	(4,066,698)	(71,059)	1.75%
Net Expenditures (City Contribution)	1,592,857	1,491,701	101,156	6.78%

City of St Catharines

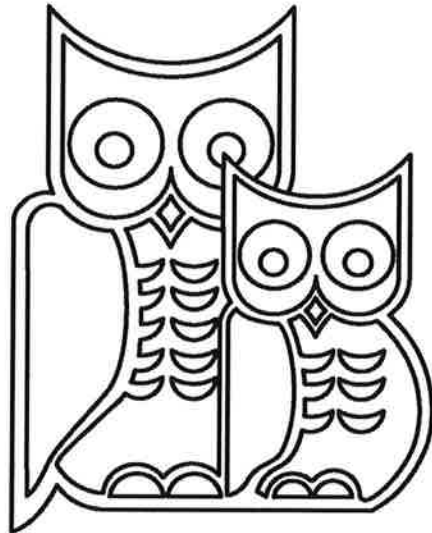
2020 Operating Budget - Expenditures by Department, Board or Committee

	2020 Budget	2019 Budget	2018 Actuals	2017 Actuals	2016 Actuals	\$ Change 2019 Budget	% Change 2019 Budget
Library Board							
Library Board	5,677,708	5,512,338	5,398,960	5,491,200	5,572,035	165,370	3.00%
Total Library Board	5,677,708	5,512,338	5,398,960	5,491,200	5,572,035	165,370	3.00%

ST. CATHARINES PUBLIC LIBRARY BOARD

2020 OPERATING BUDGET

EXPLANATORY NOTES
October 28, 2019



K. Smith Curtis
Business & Facilities Administrator

K. Su
Chief Executive Officer

TABLE OF CONTENTS

	<u>Page</u>
2020 Operating Budget	3
• Operating Budget Summary	3
• Revenue	3
• Expenditures	4
2020 Operating Budget Charts	5
2020 Reserves – Explanatory Notes	
• Capital Reserve	6
• Stabilization Reserve	7

2020 OPERATING BUDGET

	% of Total Budget	2020 Budget	2019 Budget	% Difference Budget to Budget
<u>Revenue</u>				
City Contribution	91.8%	\$5,677,708	\$5,512,338	3.0%
One Time City Funding*	1.6%	\$100,000	\$100,000	0.0%
Provincial Grant	3.7%	228,600	228,600	0.0%
Miscellaneous Revenue	2.9%	178,277	433,197	-58.8%
TOTAL REVENUE	100.0%	6,184,585	6,274,135	-1.4%
<u>Expenditures</u>				
Salaries and Benefits	66.7%	\$4,124,023	\$4,169,123	-1.1%
Library Materials	16.0%	990,500	1,002,500	-1.2%
Occupancy Costs	8.9%	551,323	580,306	-5.0%
Supplies & Services	5.1%	315,971	323,316	-2.3%
Operating Capital	3.3%	202,767	198,890	1.9%
TOTAL EXPENDITURES	100.0%	6,184,585	6,274,135	-1.4%

***Note:** The one time funding from the City's tax stabilization reserve was approved as part of the 2019 Operating Budget. A deferral of this to 2020 is being requested as part of the proposed 2020 Operating Budget.

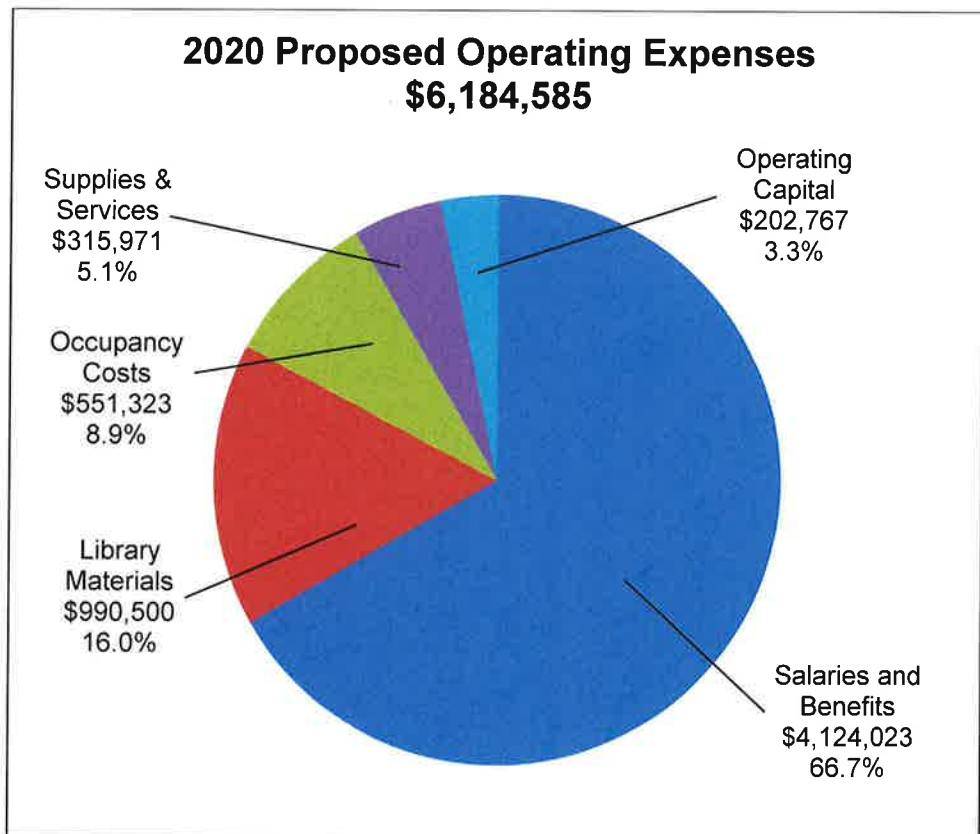
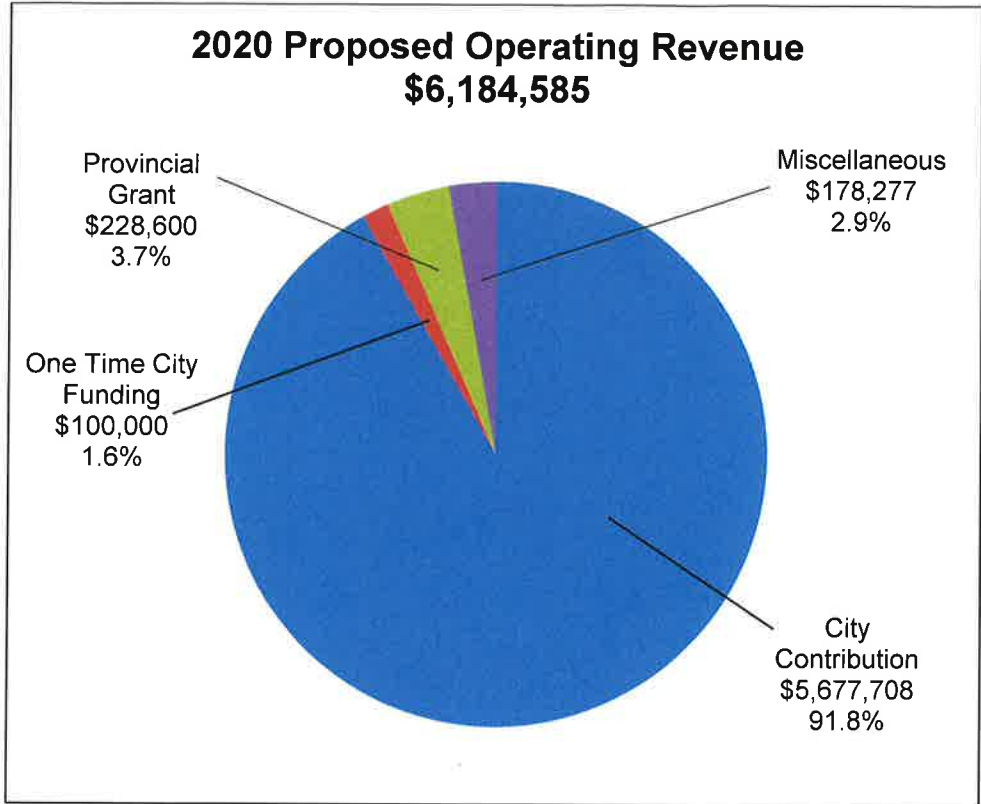
REVENUE \$6,184,585

- The St. Catharines Public Library Board requests a Municipal Contribution of **\$5,677,708** to fund the Library's 2020 Operating Budget. This is an increase of **3.0%** over the 2019 contribution and is aligned with the Budget Standing Committee recommended increase.
- In addition, the Library requests that one-time funding of \$100,000 approved as part of the 2019 Operating Budget be deferred and included as part of the 2020 Operating Budget.
- The Ministry has not advised the library community of any changes in the Grant for 2020 but there is risk due to the current government. There has been no change in the Grant for over twenty six years.
- The Library is expecting to raise \$178,277 from internal sources including fines and memberships, photocopying, audio visual equipment rentals, meeting room rentals, programming, investment income and sundry accounts.

EXPENDITURES \$6,184,585

- The Library will spend \$3,364,961 on Salaries in 2020, a decrease of \$53,576 or 1.6 % less than the previous budget amount. The Library has underutilized the budgeted Salaries and Benefits in 2019. Key positions, especially Librarians, have become increasingly difficult to fill resulting in gapping. The vacancy factor has been increased to 6% of Salaries in the 2020 budget. This will encourage managers to more actively manage their 2020 staffing complement.
- In 2019, Collective Agreement negotiations will occur and the budget estimate includes a wage increase for professional, non-professional and maintenance staff.
- The Ontario Municipal Employees Retirement System (OMERS) announced no changes in pension contribution rates for 2019. The cost to provide pension benefits to library personnel in 2020 is \$260,660.
- There are three employees who have reached 35 years of credited service under the current OMERS retirement plan. No contributions are required for these employees which results in a \$24,130 savings to the Library.
- The cost to provide existing employee benefits has increased by approximately \$27,905 or 3.7% over the previous year.
- An expense of \$62,280 is included in the 2020 Operating Budget to cover Salaries and Benefits for Sunday openings at Centennial and Dr. Huq Branches.
- Although the average list price for materials has increased 1.4% in 2019, the Library Materials budget will be decreased by 0.1% to \$990,500. In addition, platform fees of \$17,705 will be funded through the Library Materials budget instead of the IT equipment maintenance budget.
- Savings in branch cleaning costs and lower utility usage will reduce Occupancy Costs by 5.0%.
- The Library has absorbed \$6,000 into Supplies & Services as a result of reduced provincial funding of the transportation for the Inter-Library Loan program. This has been partially offset by including platform fees into the Library Materials budget.
- A provision of \$40,520 is being made to the Furniture and Equipment budget in order to replace old, obsolete or non-ergonomic furniture throughout the Library system.
- A provision of \$20,000 is being made to comply with the Accessibility for Ontarians with Disabilities Act 2005 (AODA).
- A provision of \$81,241 has been made to finance the Debenture principle payment for the Dr. Huq Branch Library at the Kiwanis Aquatic Centre. The debenture debt as at December 31, 2020 will be \$989,813 outstanding. This is an increase on the principal payment of \$2,980 annually.
- Overall, the Library's 2020 Operating Expenditures have decreased by 1.4% from the 2019 Operating Budget.

2020 OPERATING BUDGET BREAKDOWN



**2020 PROPOSED OPERATING BUDGET
RESERVES - EXPLANATORY NOTES**

This section of the budget information has been developed in response to the direction of Council. At the Library Board meeting on June 21, 2018, the Board approved a policy on Library Reserves. The policy for Reserves established two Reserve funds.

Reserve Name	Capital Reserve	Stabilization Reserve
Purpose	<ul style="list-style-type: none"> To provide for substantial maintenance, upgrading or replacement of capital items. To provide for condition assessment reports and feasibility studies. 	<ul style="list-style-type: none"> To moderate the impact of unforeseen expenditures and shortfalls in revenue.
Funding Source	<ul style="list-style-type: none"> Annual contribution of 1% of the insured value of assets Portion of budget surplus 	<ul style="list-style-type: none"> Annual contribution of 2% of the annual operating budget Portion of budget surplus
Use	<ul style="list-style-type: none"> Capital expenditures as approved annually in the Capital Upgrade Program based on a 5 year forecast. 	<ul style="list-style-type: none"> Operating budget support for unforeseen or unanticipated expenditures.
Target Balance	Maximum balance of 10% of the total estimated replacement cost of insured Library assets \$3,982,400	Maximum 10% of annual operating budget \$627,413
Balance – Dec 31, 2018	\$3,568,380	\$299,983
To reach Target	\$414,020	\$327,430

Capital Reserve

The Capital Reserve provides the Library with sufficient funding for substantial maintenance and upgrading of facilities as well as condition assessment reports and feasibility studies. Over the 18 year period from 1999 – 2018, the Library used the Reserve Account to fund \$3,918,000 to upgrade to facilities, IT infrastructure and furniture and equipment.

In 2019, staff commissioned a report from WSP Canada Inc. This study covered the overall condition of the Centennial Library with respect to the building envelope (exterior walls), the mechanical and electrical systems and architectural aspects of the Library.

The Central Library building has been well maintained but requires substantial repairs over the next ten years. The estimate is \$4,260,000 and the majority of this is accumulated in the Capital Reserve valued at \$3,568,000 at the beginning of 2019. The difference of \$700,000 will need to be accumulated over the next ten years through contributions to the Capital Reserve from the Operating Budget as per policy, through the Operating Capital component of the Operating Budget or through additional funding.

These replacements and upgrades will significantly impact the balance in the Capital Reserve. In addition, the Library will not be able to fully fund the Capital Reserve as required by the policy until 2025. The following chart is a continuity of the Capital Reserve for 2020 and the next 9 years.

Capital Reserve - 10 Year Forecast

	2020	2021	2022	2023	2024	2025	2026	2027	2028	2029
Reserve balance	\$3,568,380	\$2,797,380	\$1,718,931	\$1,400,033	\$705,135	\$392,237	\$593,441	\$939,645	\$1,308,849	\$1,602,053
Contribution from Operating		99,551	199,102	199,102	199,102	398,204	398,204	398,204	398,204	398,204
Furniture and Equipment										
Flooring Replacement			487,000		96,000					
Elevator/Dumbwaiter	588,000									
Centennial Roof		700,000								
Centennial Hot Water Tank Heater			11,000							
Centennial Atrium Repairs	20,000				225,000					
Centennial Electrical Upgrades			20,000			197,000		29,000		
Centennial HVAC/Boiler Replacement		478,000							105,000	
Centennial Sealants	114,000									
Centennial Ceiling Tiles				306,000						
Centennial Lighting Replacements				513,000						
Centennial Accessibility Improvements				75,000						
Centennial Life Safety Systems					69,000		52,000			
Centennial - Other					29,000					
Facility Feasibility Studies	49,000				93,000					
Total Spending	771,000	1,178,000	518,000	894,000	512,000	197,000	52,000	29,000	105,000	0
Anticipated Year End Balance	2,797,380	1,718,931	1,400,033	705,135	392,237	593,441	939,645	1,308,849	1,602,053	2,000,257
To reach target	\$1,184,660	\$2,263,109	\$2,582,007	\$3,276,905	\$3,589,803	\$3,388,599	\$3,042,395	\$2,673,191	\$2,379,987	\$1,981,783

Stabilization Reserve

This reserve provides the Library with financial stability against unforeseen issues in Revenue or unanticipated expenditures. It was used in 2018 and at the end of 2019; it is projected that the Stabilization Reserve will be \$299,983 well below the target balance of \$627,413. As with the Capital Reserve, there will not be adequate availability in the operating budget until 2025 to fully fund the Stabilization Reserve. The following chart is a continuity of the Stabilization Reserve for the next 5 years.

Stablization Reserve - 5 Year Forecast

	2020	2021	2022	2023	2024
Reserve balance	\$299,983	\$299,983	\$330,921	\$392,797	\$454,672
Contribution from Operating		30,938	61,876	61,876	61,876
		-	30,938	61,876	61,876
Total Spending	\$0	\$0	\$0	\$0	\$0
Anticipated Year End Balance	299,983	330,921	392,797	454,672	516,548
To reach target	\$318,476	\$287,538	\$225,662	\$163,786	\$101,910

City of St Catharines

2020 Operating Budget - Expenditures by Department, Board or Committee

	2020 Budget	2019 Budget	2018 Actuals	2017 Actuals	2016 Actuals	\$ Change 2019 Budget	% Change 2019 Budget
Transit Commission							
Transit Commission	11,304,785	11,240,038	9,791,409	9,181,779	8,875,624	64,747	0.58%
Paratransit	1,528,595	1,461,973	1,341,991	1,330,224	1,312,357	66,622	4.56%
Transit Capital Items	91,388	49,168	49,175	3,664	0	42,220	85.87%
Total Transit Commission	12,924,768	12,751,179	11,182,575	10,515,667	10,187,981	173,589	1.36%

**ST. CATHARINES TRANSIT COMMISSION
2020 BUDGET**

	2020 Budget	\$ Change From 2019 Budget	% Change From 2019 Budget	2019 Budget	2019 Projected Actuals	2019 Variance	2018 Actuals	2017 Actuals	2016 Actuals	2015 Actuals
REVENUE	\$ 13,231,085	\$ 1,172,144	9.7%	\$ 12,058,941	\$ 12,505,427	\$ 446,486	\$ 12,415,997	\$ 11,491,820	\$ 11,239,801	\$ 10,896,581
EXPENSES										
TRANSPORTATION	13,478,263	885,031	7.0%	12,593,232	12,885,871	292,639	12,193,399	11,256,823	10,956,950	10,454,736
PROPELLANTS	3,166,416	- 3,642	-0.1%	3,170,058	2,846,115	- 323,943	2,779,860	2,258,200	2,042,419	2,465,926
VEHICLE MAINTENANCE	4,277,560	192,703	4.7%	4,084,857	4,189,455	104,598	3,814,121	3,996,799	4,203,826	3,875,067
PLANT PREMISES	698,321	16,048	2.4%	682,273	730,916	48,643	698,579	614,620	661,260	642,636
GENERAL ADMINISTRATION	2,408,123	117,135	5.1%	2,290,989	2,299,008	8,020	2,130,491	2,081,911	2,043,886	1,935,780
DOWNTOWN TERMINAL	538,348	60,778	12.7%	477,570	520,752	43,182	472,293	380,157	221,121	320,289
PARATRANSIT	1,528,595	116,622	8.3%	1,411,973	1,429,941	17,968	1,413,507	1,330,224	1,317,658	1,240,529
TOTAL EXPENSES	26,095,625	1,384,674	5.6%	24,710,952	24,902,058	191,107	23,502,250	21,918,734	21,447,120	20,934,963
NET OPERATING COST	\$ 12,864,540	\$ 212,530	1.7%	\$ 12,652,010	\$ 12,396,631	-\$ 255,379	\$ 11,086,253	\$ 10,426,914	\$ 10,207,319	\$ 10,038,382
2020 Interest for ICIP program	\$ 63,000	\$ 63,000	100.0%	\$ -						
CAPITAL/DEBENTURE	\$ 91,388	-\$ 7,787	-7.9%	\$ 99,175	\$ 99,175	\$ -				
2020 BASE BUDGET REQUEST	\$ 13,018,928	\$ 267,743	2.10%	\$ 12,751,185	\$ 12,495,806	-\$ 255,379				
2020 Weekend GO Connection	\$ 98,779	\$ 98,779	0.8%							
Kids 12 and under ride free	\$ 75,061	\$ 75,061	0.6%							
2020 ICIP Funding	\$ 60,000	\$ 60,000	0.5%							
Prior Year Surplus	-\$ 328,000	-\$ 328,000	-2.6%							
	\$ 12,924,768	\$ 173,582.5	1.36%							

**City of St. Catharines
Transit Commission Budget - 2020**

	Original 2020 Request	Budget 2020	2019	Increase \$	%
Expenditures					
Operating					
Conventional Service (incl debt repayment)	11,398,945	11,398,945	10,005,769	1,393,176	15.66%
Weekend GO Connection	98,779	98,779		98,779	
Kids 12 and under ride free	75,061	75,061		75,061	
Cross Town Route - full year	-	-	789,208	(789,208)	
Diesel Fuel - increased cost	-	-	494,229	(494,229)	
Paratransit Service	1,528,595	1,528,595	1,411,973	116,622	8.26%
Combined Operating	13,101,380	13,101,380	12,701,179	400,201	3.15%
Capital					
Conventional Service	600,000	60,000	-	60,000	
Paratransit Service	91,388	91,388	50,000	41,388	
Combined Capital	691,388	151,388	50,000	101,388	
Total Expenditure Budget	13,792,768	13,252,768	12,751,179	501,589	3.93%
Revenue					
Prior Year Surplus	-	328,000	-	328,000	
Total Revenue Budget	-	328,000	-	328,000	
Net Operating Fund Support	13,792,768	12,924,768	12,751,179	173,589	1.36%
Breakdown of Operating Fund Support					
Operating Expenses	13,101,380	12,773,380	12,701,179	72,201	
Capital Expenses	691,388	151,388	50,000	101,388	
	13,792,768	12,924,768	12,751,179	173,589	1.36%

City of St Catharines

2020 Operating Budget - Expenditures by Department, Board or Committee

	2020 Budget	2019 Budget	2018 Actuals	2017 Actuals	2016 Actuals	\$ Change 2019 Budget	% Change 2019 Budget
Niagara District Airport							
Niagara District Airport	430,357	245,263	207,853	207,853	203,793	185,094	75.47%
Total Niagara District Airport	430,357	245,263	207,853	207,853	203,793	185,094	75.47%

**Niagara District Airport Commission
Draft Operating Budget 2020**

	YTD Aug 31/19	2019 Projected	2019 Budget	2020 Budget
Operating Revenue	\$	\$	\$	\$
100-1100-11020 - Event and Facility Rentals	360	1,860	6,000	6,000
100-1200-12020 - FBO/Fuel Royalties	11,831	24,000	24,000	24,000
100-1300-13020/30 - Interest on Reserves	9,432	21,000	24,000	15,000
100-1400-14020 - Aircraft Parking	11,929	17,000	15,000	15,000
100-1400-14030 - Terminal Fees	0	0	13,000	0
100-1400-14050 - Airport Improvement fee	1,391	1,391	26,000	13,750
100-1400-14055 - Landing Fees Scheduled Service	21,570	30,570	0	32,100
100-1400-14060 - Landing Fees	7,000	12,500	12,500	17,500
100-1500-15010 - Wage Recovery	0	1,500	1,000	1,000
100-1500-15020 - Miscellaneous	0	1,000	2,500	1,500
100-1500-15025 - Administration Fees	140	250	400	400
100-1500-15030 - Water Revenues	7,968	12,000	11,000	11,000
100-1500-15035 - Gas Resale	2,339	3,800	4,000	4,000
100-1500-15050 - Advertising	3,550	3,800	6,000	6,000
100-1500-15060 - AVOP	130	250	500	500
100-1500-15080 - Proceeds: Asset Sales	1,770	3,000	0	0
100-1500-15090 - Finance Charges	428	500	2,000	1,000
100-1600 - Municipal Grants - Operations	439,800	439,800	439,800	454,250
100-1700-17200 - Land Leases	91,345	132,265	145,000	145,000
100-1700-17400 - Office Lease	21,199	33,400	33,000	37,000
100-1700-17800 - FBO/Land Lease	5,884	9,000	9,000	9,000
Total Operating Revenue	638,067	748,886	774,700	794,000

Operating Expenditures	\$	\$	\$	\$
200-2800-28100 - Payroll Expenses	166,021	290,000	451,000	468,000
200-2800-28200 - Clothing & Boot Allowance	784	800	1,400	2,000
200-2800-28230 - Subcontractor	2,179	126,000	2,500	4,500
200-2600-26020 - Training	2,193	5,000	10,500	10,000
200-2600-26040 - Safety Management Systems	0	5,000	5,000	7,000
200-2600-26060 - Hydro and Heating	15,219	26,000	32,000	30,000
200-2600-26080 - Water and Sewage	12,570	16,500	16,500	16,500
200-2600-26100 - Telephone Expense	10,259	14,000	10,000	12,600
200-2600-26120 - PR and Advertising	648	2,000	2,000	5,000
200-2600-26140 - Office and General Expense	10,638	14,000	14,000	14,000
200-2600-26160 - Audit Fees	1,000	13,000	13,000	13,000
200-2600-26170 - Accounting Services	8,000	12,000	12,000	12,000
200-2600-26180 - Legal Fees	1,761	8,000	12,000	12,000
200-2600-26200 - Municipal Tax Expense	0	14,500	14,200	14,800
200-2600-26210 - Consulting Services	105	35,000	20,000	25,500
200-2600-26220 - Conference, Convention & Meeting	4,222	5,500	12,000	12,000
200-2600-26230 - Commissioner Expense	932	2,000	2,000	2,000
200-2600-26240 - Airport Insurance	14,677	15,000	14,000	15,000
200-2600-26260 - Miscellaneous Expense	146	1,000	1,000	1,000
200-2600-26280 - Bank Charges & Interest	472	500	500	500
200-2600-26290 - Credit Card Fees	142	142	0	200
200-2600-26300 - Bad Debt Expense	0	350	1,000	1,000
200-2600-26325 - Investment Management Fees	0	0	12,000	0
200-2600-26330 - Gain/Loss on Investment	0	0	0	0
200-2600-26340 - Donations	0	0	100	100
200-2200-22100 - Terminal Bldg. Expense	9,276	14,000	14,000	14,000
200-2200-22300 - Garage Expense	1,829	5,000	5,000	5,000
200-2200-22400 - Airfield Lighting Expense	1,742	16,742	3,000	4,000
200-2200-22500 - Runway Maintenance Expense	395	2,000	2,000	2,000
200-2200-22560 - Runway Deicing Chemicals	5,040	12,000	15,000	10,000
200-2200-22600 - Property & Roads Expense	13,012	15,000	14,000	14,000
200-2400-24020 - Garbage Equipment Rental Expense	2,248	3,500	3,000	3,800
200-2400-24040 - Vehicle Gas & Oil Expense	16,405	25,000	20,000	22,500
200-2400-24060 to 24350 - Airport Equipment Vehicles	10,052	35,000	40,000	40,000
Total Operating Expenditures	311,969	734,534	774,700	794,000
Net Revenue Over Expenditures	326,098	14,352	0	0

Schedule No. P1

		2020 Budget	2019 Budget	2018 Actual	2017 Actual	% Change 2019 Budget
RESERVE OPEN BALANCE		668,811	1,292,782	1,119,228	1,741,231	
EXPENDITURE						
320.105	Parking Meters	361,806	378,502	242,405	260,113	-4.41%
320.110	Parking Violations	867,893	867,149	776,082	760,256	0.09%
320.115	Off-Street Parking	442,112	379,125	313,852	1,116,700	16.61%
320.120	Ontario St. Garage	726,451	600,416	464,822	467,867	20.99%
320.125	Carlisle St. Garage	659,358	629,138	535,754	484,056	4.80%
	Debt/Interest payment	832,994	832,321	831,093	677,350	0.08%
TOTAL EXPENDITURE		3,890,614	3,686,651	3,164,007	3,766,340	5.53%
REVENUE						
320.105	Parking Meters	815,600	655,600	651,725	646,905	24.41%
320.110	Parking Violations	790,000	775,000	805,039	837,586	1.94%
320.115	Off-Street Parking	648,000	580,200	648,811	575,116	11.69%
320.120	Ontario St. Garage	331,200	343,250	412,529	354,878	-3.51%
320.125	Carlisle St. Garage	775,300	700,400	807,362	724,168	10.69%
	Interest earned	19,200	8,230	12,095	5,685	133.29%
TOTAL REVENUE		3,379,300	3,062,680	3,337,561	3,144,337	10.34%
NET REVENUE/(EXPENDITURE)		(511,314)	(623,971)	173,554	(622,003)	-18.05%
RESERVE CLOSING BALANCE		157,497	668,811	1,292,782	1,119,228	

		2020 ESTIMATE	2019 APPROVED
320.105	<u>PARKING METERS</u> Meters-Replace meters with updated technology	\$100,000	\$100,000
320.120	<u>ONTARIO STREET GARAGE IMPROVEMENTS - NON TCA</u> Replace the fire alarm panel	0	15,000
	<u>BUILDING IMPROVEMENTS - TCA</u> Structural Slab/Column repairs	0	50,000
	<u>CONSULTING FEES</u> Annual Strand Monitoring	30,000	25,000
320.125	<u>CARLISLE STREET GARAGE IMPROVEMENTS - NON TCA</u> Repair spray on insulation lower level ceiling	10,000	0
	Roof drain repairs at south end	0	2,500
	Roof/Ceiling Height survey for clearances	0	10,000
	Waterproofing repairs (P20-164) *	80,000	0
		90,000	12,500
	<u>IMPROVEMENTS - TCA</u> Waterproofing repairs (funded through the Building Improvement Reserve)	0	60,000
320.115	<u>OFF-STREET PARKING</u> Race Street Park Parking Lot (P17-179) *	70,000	0

* Projects approved with 2020 Capital Budget to be 100% funded from the Parking Meter Reserve Fund

** Projects listed below were approved with the 2020 Capital Budget:

<u>Project No.</u>	<u>Project Name:</u>	<u>Gross Cost:</u>	<u>Funding Source</u>
P18-151-3	Carlisle Garage for water line **	40,000	Building Reserve
P20-165	Ontario St. Parking Garage structural repairs	200,000	\$180K debt financed; \$20K capital out of revenue
P20-166	Market Square/City Hall Parking Lot	200,000	\$180K debt financed; \$20K capital out of revenue
		440,000	

RESERVE AND RESERVE FUNDS:

Name	Purpose	Dec 31/18	Dec 31/17	Dec 31/16
Reserves:				
Accumulated Sick Leave	For certain employees unused sick leave can accumulate and could be taken as cash on termination. The liability for the vested sick leave in 2018 \$5,684,744	\$2,987,931	\$2,992,570	\$3,005,640
Motor Vehicle Replacement	Replacement of Major Equipment / Equipment Replacement Reserve	6,372,176	7,289,877	7,072,202
Encumbrances	Provide for unliquidated encumbrances or commitments.	14,704,414	16,033,119	19,540,710
Building Improvement Reserve	Provide for commitments to building improvement projects TCA	2,108,089	1,900,563	1,564,544
Winter Control Reserve	Reserve to help stabilize winter control fluctuations	300,000	300,000	150,000
Tax Rate Stabilization Reserve	Minimize the fluctuation of tax rate increases due to extraordinary of unforeseen events	566,983	710,788	450,000
Infrastructure Levy Reserve	Reserve to provide funds to address the infrastructure deficit	1,445,599	1,312,064	890,000
Hydro Funds	One time hydro funding source	6,050,217	4,300,000	200,000
Community Improvement Plan Reserve	Provide for ongoing commitments to the CIP program	5,386,567	4,745,190	4,572,593
Cemetery Reserve	Net cemetery activity-to be used for Capital items	19,437	29,842	29,842
Fire	Equipment Replacement	1,761,195	1,304,544	833,191
First Ont Pac CIF Reserve	Capital Improvement Fund Reserve funded through portion of ticket sales	221,079	105,607	129,795
Meridian Capital	Net Meridian Centre activity - provide funds for capital expenditures	153,376	109,588	109,588
Meridian - Special Events	Net Meridian Centre activity - provide funds for self-promoted/co-promoted special events	143,788		
Litigation/Insurance Reserve	To fund "unknown matters" and to provide additional amounts to pay legal expenses and damages below City's deductible	574,522	451,745	200,000
Election Reserve	To fund the cost of the municipal election	99,573	477,000	400,000
Sewer Capital Reserve	Net wastewater activity	1,331,162	460,478	
Total Reserves		\$44,226,108	\$42,522,976	\$39,148,105

Reserve Funds:

Future Sidewalks	When sidewalk requirements are waived by Council the funds are placed in a reserve for a period of 20 years.	\$1,090,675	\$1,069,811	\$1,001,035
Future Mausoleum	Provide funds for debt repayment and future mausoleum construction.	269,882	176,890	101,457
Payment in Lieu of Parkland	5% cash-in-lieu of parkland dedication (Sec 542 (15) Planning Act).	1,758,890	1,514,312	1,090,441
Parking	Net revenue derived from Parking Operations	1,292,783	1,119,229	1,741,232
Subdivider Deposits	Funds can only be used to meet expenditures for the specific subdivision	701,823	640,992	872,024
Residential Development Charges	Funds to be used only to meet growth-related net capital costs for which the development charge was imposed (Sec 16 (1) Development Charge Act).	3,616,395	3,555,038	3,514,509
Gas Tax Reserve - Provincial	Public Transportation	1,973,240	3,593,843	2,421,156
Gas Tax Reserve - Federal	Incremental Infrastructure Roads, Sewers, Watermains	6,947,761	6,043,359	8,745,491
Actifest Surplus	Legacy fund from senior games for programmes for Seniors 55+ promoting healthy lifestyles	5,658	5,658	5,658
Civic Project Fund	Interest earned used for Municipal Capital or other capital projects	9,415,980	9,428,494	11,383,636
Building Code	Net Building Permit fees - Provincial legislation	1,011,113	845,399	158,257
Total Reserve Funds		\$28,084,201	\$27,993,024	\$31,034,895

TOTAL RESERVE AND RESERVE FUNDS

\$72,310,309 \$70,516,000 \$70,183,000

Definitions:

Reserve: A reserve is an allocation of accumulated net revenue. It has no reference to any specific asset and does not require segregated funds.

Reserve Fund: A reserve fund differs from a reserve in that reserve fund assets are segregated and restricted to meet the purpose of the reserve fund. In addition reserve funds earn interest.

Note:

the 2019 actuals will be provided with the 4th quarter variance report

<u>Account No.</u>	Forecast 2020	2019	2019 Yr. End
Transfer from CPF	Budget	Budget	Forecast
Opening Balance - January 1	\$ 9,033,302	\$ 9,378,688	\$ 9,415,980
Revenues:			
Interest Income - Seymour Hannah	238,744	260,349	260,349
Interest Income	50,000	60,000	64,000
Art Award funds for SCCIP (Cultural Investment Program)			18,500
Land Sales Revenue	50,000	50,000	38,000
	<u>388,744</u>	<u>370,349</u>	<u>380,849</u>
Operating Expenditures:			
783.101.900 City Grant Program	15,000	15,000	15,000
703.117.900 Civic Celebrations	14,000	14,000	14,000
750.511.900 Cultural Investment Program	246,000	246,000	246,000
750.511.900 Cultural Investment Program (additional funding)	49,000		
761.100.951 Physician Recruitment Program	25,000	55,000	55,000
760.141.900 Heritage Grant Program - carried over from 2019	1,045	10,000	8,955
760.141.900 Heritage Grant Program - additional funds, 2018	40,000	40,000	
760.106.955 CIP - façade improvements, 2019		60,000	
Habitat for Humanity - Servicing Costs and Grant	17,500	17,500	
703.115.000 Civic Receptions - Canada Day Festival	30,000	30,000	30,000
703.115.000 Civic Receptions - Santa Claus Parade	20,000	20,000	20,000
750.512.900 Culture - Art Awards	16,577	16,577	16,577
750.512.900 Culture - cNiagara		3,000	500
750.512.900 Culture - Promotion/Publicity		7,880	7,880
752.105.900 Museum- Special Exhibits		17,500	17,500
761.129.900 Festivals	116,100	116,100	116,100
761.135.900 Market Festivals/Openings		20,000	20,000
750.625.900 Meridian Centre - Sports Wall of Fame		3,000	3,000
601.100.255 EthnoCultural Organizations charitable grant	38,785	42,806	38,785
761.100.900 Planning Study - GM Secondary Plan (Carried fwd from 2019)	32,848	32,848	
Civic Square - design	120,000	120,000	
Arena Strategy for future ice provision - Aug 13,2018 Council approval			40,507
701.125.900 Strategic Plan upgrade (Dec 17,2018 council)		50,000	50,000
783.101.900 Out of the Cold Program -Sept 24,2018 Council approval			13,348
Facer Street revitalization - matching funds (2018)	10,000		
Facer Street Streetscape Masterplan (Jan 28,2019 Council)	70,000		
711.100.900 YWCA - Oakdale Ave - building permit (Feb 10,2019 council)			39,779
783.100.000 YWCA sexual trafficking			5,000
Safe Swimming Initiative at Sunset Beach (July 15, 2019 Council)	7,254		5,596
101 South Drive (approved on July 15, 2019 Council)	130,000		-
702.300.900 Additional DC and CBC Background studies and Inclusionary Zoning	175,000		
Labyrinth Project (Nov 4 2019 Council)	35,000		
6-8 Academy Street property sale (Nov 18 2019 Council)	TBD		
(Other fees, including demolition fees, environmental fees, and permit fees be reimbursed upon successful completion through the civic project fund - Amount to be determined)			
750.230.900 MW Targeted Team to help tackle the prevalence of needles in City parks and streets	350,000		
Total	<u>1,559,109</u>	<u>937,211</u>	<u>763,527</u>
Closing Balance - December 31	<u>7,862,937</u>	<u>8,811,826</u>	<u>9,033,302</u>

<u>Distribution:</u>			
Capital	6,542,058	7,529,245	7,770,286
Capital - Land Sales	1,320,879	1,282,581	1,270,879
Interest	-	0	(7,863)
	<u>7,862,937</u>	<u>8,811,826</u>	<u>9,033,302</u>

<u>Capital Unencumbered:</u>			
Capital Available	7,862,937	8,811,826	9,041,165
Internal Loan to Seymour Hannah Complex	(4,039,361)	(4,596,653)	(4,596,653)
Capital Project Contributions			
Performing Arts Centre			
Spectator Facility			
Internal Loan re OBRP changes			
Unencumbered Capital	<u>3,823,576</u>	<u>4,215,173</u>	<u>4,444,512</u>

<u>Reserve for Community Development</u>			
Unencumbered Capital	3,823,576	4,215,173	4,444,512
Interest	-	0	(7,863)
Closing Balance - December 31	<u>3,823,576</u>	<u>4,215,173</u>	<u>4,436,649</u>

Notes:

The Civic Project Fund can fund existing community projects which grant funding to external cultural and community improvement initiatives. It will also be used to fund significant and new facility construction and/or purchases.

To mitigate the effect of the change to the tax base, the transfer regarding the hydro interest will initially be maintained. This transfer will be made to maintain the existing level of hydro interest.

The Ad Hoc Budget Committee also recommends that any revenues received from land sales (excluding Parking related items) be used as a source of revenue for the Civic Project Fund. These revenues were previously considered in the Operating Budget.

**City of St Catharines
Tax Stabilization reserve
2020 Commitments**

Account 310.126.000

Estimated Balance December 31,2019	\$458,673
2020 Commitments:	
EDTS - Government Relations position (50% funded with reserve)	\$60,850
FS - Next Gen 911 up-front hardware investment	165,000
Library - Security and Social Service	100,000
Advisory Committee for Youth	22,000
	<hr/>
Total estimated commitments:	<u>\$347,850</u>
Estimated closing balance December 31,2020	<u>\$110,823</u>

City of St Catharines
 Vehicle Listing
 Machinery and Equipment Listing
 as at December 31,2019 - estimated

	<u>Acquisition Cost</u>	<u>Net Book Value</u>
Vehicle Listing	\$ 19,460,558	\$ 6,289,049
Machinery/Equipment Listing	<u>\$ 7,086,381</u>	<u>\$ 1,889,632</u>
Total:	<u><u>\$ 26,546,939</u></u>	<u><u>\$ 8,178,681</u></u>

**City of St. Catharines
Vehicles
December 31, 2019**

Master File Number	Asset Description	Make/Model	In-Service Year	Closing Cost (Dec 31, 2019)	Closing Accumulated Amortization (Dec 31, 2019)	Closing NBV (Dec 31, 2019)
F-002-14	Toyota Camry	Toyota Camry	2013	25,660	16,679	8,981
F-003-17	2017 GMC Terrain SUV	GMC Terrain	2017	25,772	6,443	19,329
F-004-15	GMC Cube Van	GMC STV	2014	35,844	19,714	16,130
F-004-16	Ford F-350 Transit	Ford F-350 Transit	2015	35,143	15,814	19,329
F-006-10	Ford Fusion Hybrid	Ford Fusion	2009	31,309	31,309	-
F-007-10	Ford Fusion Hybrid	Ford Fusion	2009	31,303	31,303	-
F-008-15	GMC Cube Van	GMC STV	2014	35,844	19,714	16,130
F-009-07	Ford F550 Stake Truck/Dump Truck	Ford F550	2006	60,261	60,261	-
F-010-07	Ford F550 Stake Truck/Dump Truck	Ford F550	2006	60,201	60,201	-
F-011-12	Ford F550 4 X 4	Ford F550 4 X 4	2012	64,487	48,365	16,122
F-012-19	Single Axle Dump Truck	International HV607	2019	253,225	16,882	236,344
F-013-14	GMC Terrain	GMC Terrain	2013	20,762	13,495	7,267
F-015-05	Ford F-150 Half Ton Pickup Truck	Ford F-150	2005	22,259	22,259	-
F-016-05	Ford F-150 Half Ton Pickup Truck	Ford F-150	2005	22,259	22,259	-
F-017-13	GMC Savana	GMC Savana 3500	2013	49,307	32,050	17,258
F-018-07	Single Axle Dump Truck - International with 2 way plow	International 7400	2007	160,714	160,714	-
F-019-07	Single Axle Dump Truck - International with 2 way plow	International 7400	2007	160,714	160,714	-
F-020-05	Ford F-150 Half Ton Pickup Truck	Ford F-150	2005	22,259	22,259	-
F-021-16	Ford F-250 4X4 Pickup	Ford F-250	2015	33,585	15,113	18,472
F-022-16	Ford F-250 4X4 Pickup	Ford F-250	2015	33,585	15,113	18,472
F-024-08	Dodge Ram 1500 Quad Cab Pickup	Dodge Ram 1500	2007	23,581	23,581	-
F-026-08	Dodge Ram 1500 Quad Cab Pickup	Dodge 1500 Quad Cab	2007	23,581	23,581	-
F-027-18	GMC Sierra1500 1/2-Ton Pickup	GMC Sierra 1500RI	2018	26,351	5,051	21,301
F-028-13	Ford Escape SE	Ford Escape SE AWD	2013	26,332	17,116	9,216
F-029-12	Dodge RAM 2500	Dodge RAM 2500	2011	24,354	20,701	3,653
F-030-19	Ford F250 3/4 Ton Pickup	Ford F-250	2019	35,411	3,373	32,039
F-032-13	3/4 Ton Pickup - GMC	GMC Sierra	2012	26,061	19,546	6,515
F-035-13	3/4 Ton Pickup - GMC	GMC Sierra	2012	26,061	19,546	6,515
F-038-13	3/4 Ton Pickup - GMC	GMC Sierra	2012	26,061	19,546	6,515
F-043-10	3/4 Ton Pickup	Dodge Ram 2500	2010	24,650	23,845	805
F-044-14	Dodge Ram 2500	Dodge Ram 2500	2013	29,116	18,705	10,411
F-045-13	Ford Transit Connect Van	Ford Transit Connect	2012	27,089	20,209	6,881
F-048-12	Dodge RAM 2500	Dodge RAM 2500	2011	24,354	20,701	3,653
F-049-12	Chevrolet Express 2500 Van	Chevrolet Express Cargo 2500	2011	28,813	24,298	4,515
F-050-15	GMC Terrain SLE	GMC Terrain SLE	2015	23,108	10,399	12,710
F-051-10	Ford Escape 4x4 SUV Hybrid	Ford Escape	2009	36,927	36,927	-
F-052-11	Dodge Ram 2500	Dodge Ram 2500	2010	24,004	22,906	1,097
F-055-09	Chevrolet Express 3500 Cube Van	Chevrolet Express 350	2009	42,678	42,678	-
F-056-02	3/4 Ton Ford F250 Pickup	Ford F250	2002	23,754	23,754	-
F-057-02	3/4 Ton Ford F250 4WD Pickup	Ford F250	2002	26,822	26,822	-
F-058-09	Ford F-550 Stake Truck/Dump Truck with Plow	Ford F-550	2009	54,913	54,913	-

**City of St. Catharines
Vehicles
December 31, 2019**

Master File Number	Asset Description	Make/Model	In-Service Year	Closing Cost (Dec 31, 2019)	Closing Accumulated Amortization (Dec 31, 2019)	Closing NBV (Dec 31, 2019)
F-061-13	Freightliner Dump / Plow	Freightliner 114SD Snow Plow	2013	298,683	194,144	104,539
F-062-05	GMC Savana 3/4 Ton Cargo Van	GMC Savana Cargo	2005	25,679	25,679	-
F-063-08	Ford E350 Cube Van	Ford E350	2007	42,168	42,168	-
F-064-08	Ford E350 Cube Van	Ford E350	2007	42,168	42,168	-
F-065-14	Dodge Ram Pickup	Dodge Ram 3500	2014	28,054	15,430	12,624
F-066-12	Chevrolet Express 2500 Van	Chevrolet Express Cargo 2500	2011	38,356	31,946	6,410
F-067-08	Ford F-350 Super Duty Crew Cab	Ford F-350	2008	31,307	31,307	-
F-072-13	International Workstar 7600	International Workstar 7600	2013	243,774	158,453	85,321
F-073-13	International Workstar 7600	International Workstar 7600	2013	243,779	158,456	85,323
F-075-09	Ford F-250 3/4 Ton Pickup	Ford F-250	2009	23,602	23,602	-
F-076-09	Ford F-250 3/4 Ton Pickup	Ford F-250	2009	23,598	23,598	-
F-077-09	Ford F-250 3/4 Ton Pickup	Ford F-250	2009	23,598	23,598	-
F-078-10	Ford Escape 4x4 SUV Hybrid	Ford Escape	2009	36,927	36,927	-
F-079-10	Single Axle Dump Truck	International Workstar 7400 SFA 4X2	2010	196,731	186,895	9,837
F-080-12	Cube Van - GMC	GMC Savana 3500	2012	47,760	35,820	11,940
F-081-12	International Dump Truck	International Work Star 7500	2011	193,307	164,311	28,996
F-081-12	International Dump Truck	International Work Star 7500	2012	1,691	1,269	423
F-082-12	International Dump Truck	International Work Star 7500	2011	193,307	164,311	28,996
F-082-12	International Dump Truck	International Work Star 7500	2012	1,691	1,269	423
F-083-15	GMC Cube Van	GMC STV	2014	35,844	19,714	16,130
F-084-09	International Paystar 5600 Triaxle Dump	International Paystar 5600	2009	196,064	196,064	-
F-085-18	GMC Sierra 1/2 ton pick up	GMC Sierra	2018	26,351	5,051	21,301
F-089-18	GMC Sierra 1/2 ton pick up	GMC Sierra 2018	2018	26,351	5,051	21,301
F-100-14	Toyota Camry	Toyota Camry	2013	25,660	16,679	8,981
F-105-15	Ford F550 Dump Truck	Ford F550	2015	56,843	25,579	31,264
F-109-14	Dodge Ram 2500	Dodge Ram 2500	2013	25,656	16,676	8,980
F-111-19	GMC Cargo Van	GMC Savana 2500	2018	27,956	3,262	24,695
F-112-14	GMC Savana Cargo Van	GMC Savana Cargo Van	2013	25,432	16,531	8,901
F-112-14	GMC Savana Cargo Van	GMC Savana Cargo Van	2016	13,825	4,839	8,986
F-113-16	Freightliner Dump Truck	Freightliner SD108	2015	254,541	114,544	139,998
F-115-03	3/4 Ton Pickup Ford F250	Ford F250	2003	24,197	24,197	-
F-117-18	Ford E350 Cube Van	Ford E350	2018	36,715	7,037	29,678
F-118-18	Ford E350 Cube Van	Ford E350	2018	36,715	7,037	29,678
F-119-18	Ford E350 Cube Van	Ford E350	2018	36,715	7,037	29,678
F-120-14	Dodge Ram 2500	Dodge Ram 2500	2013	25,656	16,676	8,980
F-121-91	Street Flusher - International	International 4900	1991	99,900	99,900	-
F-122-14	GMC Savana Cargo Van	GMC Savana Cargo Van	2013	29,266	18,689	10,576
F-124-10	Vactor	International Workstar 2110-J4	2010	388,734	369,297	19,437
F-125-14	Dodge Ram 2500	Dodge Ram 2500	2013	29,116	18,705	10,411
F-126-15	Ford F550 Dump Truck	Ford F550	2015	56,804	25,562	31,242
F-127-18	GMC Sierra 3500 1-Ton Crew Cab Pickup	GMC Sierra 3500	2018	33,905	5,933	27,972

**City of St. Catharines
Vehicles
December 31, 2019**

Master File Number	Asset Description	Make/Model	In-Service Year	Closing Cost (Dec 31, 2019)	Closing Accumulated Amortization (Dec 31, 2019)	Closing NBV (Dec 31, 2019)
F-128-15	Ford F550 Stake Truck/Dump Truck	Ford F550	2015	69,618	31,328	38,290
F-129-15	Ford F550 Dump Truck	Ford F550	2015	56,749	25,537	31,212
F-130-16	Single axle dump truck with plow, wind & prewet	Freightliner 108SD	2016	248,971	87,140	161,831
F-131-17	Ford Escape AWD	Ford Escape AWD	2017	27,277	6,819	20,458
F-132-16	Ford F-350 cube van	Ford F-350	2016	38,611	13,514	25,097
F-138-04	Ford E250 Window Van	Ford E250	2004	24,148	24,148	-
F-139-04	Ford F350 Crew Cab Pickup	Ford F350	2004	30,191	30,191	-
F-140-17	One Tandem Dump Truck	Freightliner 108SD	2017	390,815	97,704	293,111
F-141-05	Ford F150 1/2 Ton Pickup Truck	Ford F150	2005	24,580	24,580	-
F-143-19	GMC Cargo Van	GMC Savana 2500	2018	32,283	3,766	28,517
F-144-05	Ford F150 1/2 Ton Pickup Truck	Ford F150	2005	24,580	24,580	-
F-149-16	Ford F-250 4X4 Pickup	Ford F-250	2015	33,585	15,113	18,472
F-150-07	Freightliner Tandem Dump Truck	Freightliner M2-112V	2007	206,752	206,752	-
F-151-07	Freightliner Tandem Dump Truck	Freightliner M2-112V	2007	206,752	206,752	-
F-152-07	Freightliner Tandem Dump Truck	Freightliner M2-112V	2007	206,752	206,752	-
F-153-07	Freightliner Tandem Dump Truck	Freightliner M2-112V	2007	223,216	223,216	-
F-154-08	Single Axle Dump Truck 2 way plow & pre-wet capability	International 7400SFA	2008	163,583	163,583	-
F-155-08	Single Axle Dump Truck 2 way plow & pre-wet capability	International 7400SFA	2008	163,583	163,583	-
F-156-12	Ford Fusion Hybrid	Ford Fusion Hybrid	2012	29,217	21,913	7,304
F-157-09	Sterling Single Axle Dump Truck	Sterling L7501	2009	204,144	204,144	-
F-158-09	Sterling Single Axle Dump Truck	Sterling L7501	2009	212,745	212,745	-
F-159-15	GMC Cube Van	GMC STV	2014	35,844	19,714	16,130
F-165-19	Freightliner Tandem Dump Truck	Freightliner 108SD	2018	274,819	41,223	233,596
F-166-19	Freightliner Tandem Dump Truck	Freightliner 108SD	2018	274,819	41,223	233,596
F-167-19	Freightliner Tandem Dump Truck	Freightliner 108SD	2018	274,819	41,223	233,596
F-200-10	Single Axle Dump Truck - International	International Workstar 7400 SFA 4X2	2010	196,731	186,895	9,837
F-203-10	Single Axle Dump Truck - International	International Workstar 7400 SFA 4X2	2010	196,731	186,895	9,837
F-312-12	Ford Escape Hybrid	Ford Escape Hybrid	2011	36,169	30,743	5,425
F-314-11	Ford Escape 4 X 4	Ford Escape AWD	2010	23,034	21,882	1,152
F-315-11	Ford Escape 4 X 4	Ford Escape AWD	2010	23,034	21,882	1,152
F-322-17	2017 GMC Terrain SUV	GMC Terrain	2017	25,772	6,443	19,329
F-324-07	Dodge Caravan Cargo Van	Dodge Caravan	2006	18,776	18,776	-
F-326-10	Dodge Caravan SE	Dodge Caravan	2010	18,909	18,292	617
F-328-17	2017 GMC Terrain SUV	GMC Terrain	2017	25,772	6,443	19,329
F-400-19	Single axle aerial truck	International HV607	2019	249,831	11,104	238,728
F-403-03	Mini Van - Chevrolet Venture	Venture	2003	22,522	22,522	-
F-406-16	Dodge Ram 2500	Dodge Ram	2015	42,473	19,113	23,360
F-410-12	Dodge Stake Truck Dump Truck	Dodge 5500	2011	58,623	49,830	8,793
F-412-14	GMC Sierra Pickup	GMC Sierra SL 3500 HD	2013	29,103	18,917	10,186
F-415-16	Ford F-350	Ford F-350	2015	41,842	18,829	23,013
F-417-03	GMC 1 Ton Stake Truck Dump Truck	TC36003	2003	37,846	37,846	-

**City of St. Catharines
Vehicles
December 31, 2019**

Master File Number	Asset Description	Make/Model	In-Service Year	Closing Cost (Dec 31, 2019)	Closing Accumulated Amortization (Dec 31, 2019)	Closing NBV (Dec 31, 2019)
F-418-01	11,000 GVW Tandem/Dump Truck - Chev	C35903	2001	30,594	30,594	-
F-420-04	Ford F250 Pickup	F250	2004	24,857	24,857	-
F421-17	Ford Escape AWD	Ford Escape AWD	2017	27,277	6,819	20,458
F-428-03	GMC 1 Ton Stake Truck Dump Truck	TC36003	2003	37,846	37,846	-
F-439-05	International 4400 with aerial bucket and chipper body	4400	2005	179,982	179,982	-
F-444-06	Dodge Hemi D250 Pickup Truck	D250	2005	25,878	25,878	-
F-446-10	Freightliner Dump / Chipper Truck	M-2106	2009	100,765	100,765	-
F-463-19	International Forestry Crane Truck	International HV607	2019	281,634	14,082	267,552
F-470-13	Stake Truck/Dump Truck - Ford F350	Ford F350	2013	44,849	29,152	15,697
F-472-18	GMC Sierra 1/2 ton Pickup Truck	GMC Sierra 1500 RI	2018	26,351	5,051	21,301
F-482-10	Ford F-350 Crew Cab Pickup	F-350	2009	34,616	34,616	-
F-485-08	Dodge Ram 1500 Quad Cab Pickup	Ram 1500	2007	23,523	23,523	-
F-486-11	Dodge Ram 2500 Pickup	Dodge RAM 2500	2010	24,182	23,076	1,105
F-488-06	Ford F550 Stake Truck/Dump Truck	F550	2006	62,050	62,050	-
F-489-12	Kubota Utility Vehicle	Kubota RTV1100	2012	26,950	26,950	-
F-490-11	GMC Crew Cab Pickup	GMC Sierra 3500	2011	30,169	25,644	4,525
F-495-12	Dodge RAM 2500	Dodge RAM 2500	2011	24,157	20,534	3,624
F-496-12	Ford F550 XL	Ford F550 XL	2012	66,888	50,166	16,722
F-497-11	Ford F550 Dump Truck	Ford F550	2010	60,020	57,019	3,001
F-498-12	Dodge RAM 2500	Dodge RAM 2500	2011	24,157	20,534	3,624
F-500-11	Dodge Ram 2500 Pickup	Dodge RAM 2500	2010	24,182	23,392	790
F-503-15	Ford F550 Stake Truck/Dump Truck	Ford F550	2014	68,970	37,933	31,036
F-504-18	Ford F-550 Stake Truck Truck	Ford F550 crew cab	2018	59,140	10,842	48,298
F-505-11	Ford F550 Dump Truck	Ford Dump	2010	56,071	53,268	2,804
F-506-10	Ford F-550 Stake Truck/Dump Truck	F-550	2009	56,256	56,256	-
F-507-18	Ford F-350 Stake Truck Truck	Ford F-350 regular cab	2018	40,015	7,003	33,013
F-509-12	Dodge Grand Caravan	Dodge Grand Caravan	2011	20,655	17,557	3,098
F-513-12	Aerial Truck	International Workstar 7400 SBA	2012	214,099	160,574	53,525
F-514-08	Ford F550 Stake Truck Truck With 9 ft. Arctic Plow	F550	2007	61,522	61,522	-
F-516-11	Transit Connect Van	Ford Transit Connect	2011	27,488	23,365	4,123
F-523-11	Dodge Ram 2500	Dodge Ram 2500	2010	24,004	22,906	1,097
F-526-08	Dodge Ram 550 Tree Maintenance Truck	Ram 5500	2008	73,564	73,564	-
F-528-14	GMC Savana Cargo Van	GMC Savana Cargo Van	2013	27,875	17,879	9,996
F-533-14	Ford F550 Stake Truck/Dump Truck	Ford F550	2014	64,464	35,455	29,009
F-600-13	Ford Escape SE	Ford Escape SE AWD	2013	26,332	17,116	9,216
F-602-16	40 Food F550 Aerial Truck	Ford F550, 2016	2016	130,028	45,510	84,518
F-603-10	3/4 Ton Side Loading Van	Ford E250	2010	32,319	30,842	1,477
F-605-14	Dodge Caravan	Dodge Caravan	2013	20,941	13,612	7,329
F-606-08	International 4300 Stake Truck/Dump Truck	4300	2007	130,206	130,206	-
F-607-13	3/4 Ton Pickup - GMC	GMC Sierra	2012	26,061	19,546	6,515
F-608-11	GMC Savana Van	GMC Savana	2010	24,497	23,378	1,120

**City of St. Catharines
Vehicles
December 31, 2019**

Master File Number	Asset Description	Make/Model	In-Service Year	Closing Cost (Dec 31, 2019)	Closing Accumulated Amortization (Dec 31, 2019)	Closing NBV (Dec 31, 2019)
F-611-16	Ford F-350 cube van	Ford F-350	2016	35,639	12,474	23,166
F-611-16	Ford F-350 cube van	Ford F-350	2017	7,530	1,883	5,648
F-612-12	GMC Sierra Pickup	GMC Sierra SL 3500 HD	2012	61,366	46,024	15,341
F-615-14	Dodge Caravan	Dodge Caravan	2013	20,941	13,612	7,329
F-616-01	Chevrolet 3500 Cargo Van	3500	2001	26,656	26,656	-
F-618-03	Ford F350 Utility/Service Truck	F350	2003	43,682	43,682	-
F-619-05	3/4 Ton Cargo Van - GMC Savana 2500	Savana 2500	2005	25,056	25,056	-
F-620-05	3/4 Ton Cargo Van GMC Savana 2500	Savana 2500	2005	25,056	25,056	-
F-623-13	GMC Savana Cargo Van	GMC Savana 2500	2013	29,142	18,942	10,200
F-624-10	3/4 Ton Pickup	Dodge Ram 2500	2010	24,650	23,523	1,127
F-626-13	GMC Savana Cargo Van	GMC Savana 2500	2013	31,654	20,575	11,079
F-631-10	3/4 Ton Side Loading Van	Ford E250	2010	34,263	32,697	1,566
F-635-08	Ford E-250 3/4 Ton Cargo Van	E250	2008	26,797	26,797	-
F-636-13	GMC Savana Cargo Van	GMC Savana 2500	2013	31,561	20,515	11,047
F-637-13	GMC Sierra Pickup	GMC Sierra SL2500	2013	33,389	21,703	11,686
F-722-12	Kubota Utility Vehicle	Kubota RTV900XTG-H	2012	12,286	12,286	-
F-769-17	Kubota Utility Vehicle with tank and sprayer attachment	Kubota RTV-1100C	2017	21,370	7,632	13,738
F-812-15	Kubota Utility Vehicle with upgrade kit	Kubota RTV1100	2015	29,154	18,742	10,412
F-813-15	Kubota Utility Vehicle	Kubota RTV1140	2015	14,653	9,420	5,233
F-814-14	Kubota Utility Vehicle	Kubota RTV-X900W108 SD	2015	13,534	8,700	4,833
F-815-14	Kubota Utility Vehicle	Kubota RTV-X900W108 SD	2015	13,534	8,700	4,833
F-843-07	Dodge Ram 1500 Quad Cab	1500 Quad Cab	2006	23,566	23,566	-
F-844-07	Dodge Ram 1500 Quad Cab	1500 Quad Cab	2006	23,566	23,566	-
FF-002-18	Dodge Grand Caravan Minivan	Dodge Grand Caravan 2018	2018	23,771	4,754	19,017
FF-005-12	Dodge Ram Pickup	Dodge Ram 1500	2012	27,110	20,333	6,778
FF-006-12	Dodge Ram Pickup	Dodge Ram2500 ST 4 x 4	2012	41,751	31,313	10,438
FF-007-14	Spartan Metrostar Pumper	Spartan Metrostar	2014	512,091	187,767	324,325
FF-008-19	Ford F-150 Half Ton Pickup	Ford F-150	2019	37,231	1,773	35,458
FF-009-06	Ford F250 XL Super Duty	F250XL	2005	37,226	37,226	-
FF-010-16	Fire pumper rescue truck- Spartan metro star	Spartan Metrostar	2016	643,771	150,213	493,558
FF-011-05	Fire Pumper Truck	Shield Series	2005	347,490	335,907	11,583
FF-012-18	Freightliner Metro Star Pumper Truck	Spartan Metro Star	2019	758,848	37,942	720,906
FF-013-19	Ford F-150 Half Ton Pickup	Ford F-150	2019	37,231	1,773	35,458
FF-014-10	Spartan Fire Pumper Truck	Spartan Pumper	2010	379,047	240,063	138,984
FF-015-05	Fire Pumper Truck	Shield Series	2005	347,490	335,907	11,583
FF-017-08	Smeal Pumper Truck - SP6	Smeal	2008	354,000	271,400	82,600
FF-019-00	Freightliner Fire Pumper/Tanker	FL80	2001	245,906	245,906	-
FF-020-14	Ford Explorer with storage system	Ford Exporer	2014	49,553	27,254	22,299
FF-020-14	Ford Explorer with storage system	Ford Exporer	2017	3,804	951	2,853
FF-021-15	Ford Taurus	Ford Taurus	2015	32,492	14,621	17,870
FF-022-16	Ford Explorer	Ford Explorer	2015	38,387	17,274	21,113

**City of St. Catharines
Vehicles
December 31, 2019**

Master File Number	Asset Description	Make/Model	In-Service Year	Closing Cost (Dec 31, 2019)	Closing Accumulated Amortization (Dec 31, 2019)	Closing NBV (Dec 31, 2019)
FF-024-17	Ford Taurus Interceptor(including light package)	Ford Taurus	2017	33,886	8,471	25,414
FF-025-08	Sutphen Pumper/Aerial Truck	Quint/SL7	2008	498,416	382,119	116,297
FF-026-04	Fire Truck Telescopic Aerial Tower	TS95	2004	923,432	923,432	-
FF-027-07	Firetruck Aerial Platform	100'	2006	882,694	794,424	88,269
FF-029-18	Dodge Grand Caravan Minivan	Dodge Grand Caravan	2018	23,771	4,754	19,017
FF-030-08	Ford Escape Hybrid - SC CAR 3	Escape	2008	38,656	38,656	-
FF-031-08	Ford Escape Hybrid - SC CAR 1	Escape	2008	38,656	38,656	-
FF-032-09	Dodge Caliber SX	Caliber SX	2008	16,108	16,108	-
FF-033-09	Dodge Caliber SX	Caliber	2008	16,108	16,108	-
FF-034-09	GMC Acadia SLE	SLE	2009	43,966	43,966	-
FF-035-09	Ford Ranger Pickup Truck	Ranger	2009	19,306	19,306	-
FF-036-09	Spartan Fire Pumper Truck	LA41M-2142	2009	364,283	254,998	109,285
FF-037-10	Dodge Caliber Economy Wagon	Dodge Caliber	2010	17,999	17,176	823
FF-038-11	Ford Ranger Super Cab	Ford Ranger	2010	19,036	18,165	870
FF-039-19	Ford Expedition SUV	Ford Expedition	2019	60,686	2,890	57,796
FF-860-26	Antique Fire Truck	Gotfredson Antique	2004	9,310	9,310	-
				19,460,558	13,171,510	6,289,049

**City of St. Catharines
Machinery and Equipment
December 31, 2019**

Master File Number	Asset Description	Make/Model	Acquisition Year	Cost 12/31/2019	Accumulated Depreciation 12/31/2019	Net Book Value 12/31/2019
F-025-17	Case 580 SN Backhoe Loader with Bucket	580SN W/T & 500514 Bucket 93"HO	2018	124,264	23,817	100,447
F-033-99	Detour Sign Trailer		1999	4,940	4,940	-
F-041-12	Toolcat	Bobcat BC5600 Toolcat	2011	66,882	56,850	10,032
F-046-10	Backhoe/Loader - Catepillar	Catepillar 420E IT	2010	100,641	100,641	-
F-053-12	Backhoe/Loader - John Deere	John Deere 310SK	2012	111,197	111,197	-
F-074-10	Backhoe/Loader - Catepillar	Catepillar 420E IT	2010	104,303	104,303	-
F-087-09	Sidewalk Plow	MT6	2009	154,004	154,004	-
F-088-09	Sidewalk Plow	MT6	2009	154,004	154,004	-
F-090-19	Articulating tractor 3400Y	Kubota F2650	2019	46,097	4,226	41,872
F-092-08	Trackless Tractor		2008	142,360	136,428	5,932
F-095-01	Trailer - Road Closure		2001	4,940	4,940	-
F-096-10	Trackless Boom Flail Mower	Trackless Boom Flail	2010	31,009	31,009	-
F-098-10	4 Wheel Drive Loader	John Deere 624K High Lift	2010	191,086	191,086	-
F-106-15	Street Sweeper	Frieghtliner M2106	2014	243,741	134,057	109,683
F-107-16	Mini Electrical Golf Cart	Aspire motor 2015050013	2016	4,605	2,302	2,302
F-108-98	Snowblower Attachment - Trackless	Z51B-6015	1998	7,128	7,128	-
F-110-01	Trackless with Snowblower & Plow	MT5	2001	94,089	94,089	-
F-114-16	Articulating tractor 3400Y	Ventrac 3400Y	2017	54,065	13,516	40,549
F-123-16	Madvac- Litter Collector	Madvac LC50	2016	48,056	16,820	31,236
F-135-10	Sidewalk Plow - Trackless	Catepillar MT6	2010	135,606	128,826	6,780
F-137-07	Tennant 6400 Litter Machine/Sweeper	6400 LC	2007	44,215	44,215	-
F-142-98	Snowblower Attachment - Trackless	Z51B-6015	1998	7,326	7,326	-
F-148-06	Rice Hypochlorinating Test Pump	DPH-3B	2006	3,564	3,564	-
F-162-90	Roller - Static - Dynapac	2100E	1990	9,396	9,396	-
F-163-13	Bomag Vibratory Roller	Bomag BW120AD-4	2013	38,974	16,889	22,085
F-164-15	Hyster Warehouse Forklift	Hyster N35ZRS2	2015	33,596	5,039	28,556
F-181-14	Guillotine Saw	Wachs 29-000-10	2014	13,583	7,471	6,113
F-183-90	Compressor - Sullair	185DPQ	1990	12,923	12,923	-
F-184-90	Compressor - Sullair	185DPQ	1990	14,341	14,341	-
F-187-08	14" Concrete Saw - Hand - Stihl	TS420	2008	901	901	-
F-188-08	14" Concrete Saw - Hand - Stihl	TS420	2008	901	901	-
F-191-08	14" Concrete Saw - Hand - Stihl	TS420	2008	901	901	-
F-193-08	14" Concrete Saw - Hand - Stihl	TS420	2008	901	901	-
F-194-08	14" Concrete Saw - Hand - Stihl	TS420	2008	901	901	-
F-195-07	Sullair Pneumatic Breaker/Jackhammer	MPB-60A	2007	1,024	1,024	-
F-196-07	Sullair Pneumatic Breaker/Jackhammer	MPB-60A	2007	1,024	1,024	-
F-198-07	Wacker 2" Diaphragm/Mud Pump	PDT2A	2007	1,923	1,923	-
F-199-07	Wacker 2" Diaphragm/Mud Pump	PDT2A	2007	1,923	1,923	-
F-201-02	Trailer for Modular Shoring Box		2002	4,318	4,318	-
F-205-98	Torpedo - Ferret	U100-1	1998	4,600	4,600	-

**City of St. Catharines
Machinery and Equipment
December 31, 2019**

Master File Number	Asset Description	Make/Model	Acquisition Year	Cost 12/31/2019	Accumulated Depreciation 12/31/2019	Net Book Value 12/31/2019
F-207-19	Skid Mounted Hydroseeder-1892L	Turbo Turf HS-500EH	2019	8,927	595	8,332
F-208-08	Wacker 2" Diaphragm/Mud Pump	PDT2A	2008	1,619	1,619	-
F-209-02	Torpedo - Footage Tools UPT 100	UPT 100	2002	4,471	4,471	-
F-210-82	Trailer Fabricated 51739J		1982	275	275	-
F-211-10	Environmental spills trailer	6 X 12 X 6.6	2010	5,933	2,958	2,974
F-214-03	Ryan 18" Sod Cutter	544945A	2003	6,015	6,015	-
F-215-87	Trailer		1987	700	700	-
F-217-78	1 Ton Tilt Trailer	1148	1978	935	935	-
F-218-76	1 Ton Tilt Trailer	1148	1976	1,204	1,204	-
F-220-15	14" Cut Off Saw - Stihl	TS5001	2015	1,160	522	638
F-221-83	1 Ton Tilt Trailer	P-10	1983	1,700	1,700	-
F-222-15	14" Cut Off Saw - Stihl	TS5001	2015	1,160	522	638
F-226-98	2" Dewatering Pump - Kodiak	PWP2HX	1998	694	694	-
F-227-99	Sidewalk Grinder - Bartell	SP-8K	1999	3,223	3,223	-
F-228-17	14" Concrete Saw - Hand - Stihl	TS500i	2017	1,232	308	924
F-229-17	14" Concrete Saw - Hand - Stihl	TS500i	2017	1,232	308	924
F-229-99	Concrete Saw - Cart - Stihl	TS-760	1999	1,912	1,912	-
F-230-08	Wacker 2" Diaphragm/Mud Pump	PDT2A	2008	1,619	1,619	-
F-231-03	Meyer Salt Spreader	36006 Junior	2003	1,576	1,576	-
F-232-08	Wacker 2" Diaphragm/Mud Pump	PDT2A	2008	1,619	1,619	-
F-233-08	Wacker 2" Diaphragm/Mud Pump	PDT2A	2008	1,619	1,619	-
F-234-08	Wacker 2" Diaphragm/Mud Pump	PDT2A	2008	1,619	1,619	-
F-236-08	Wacker 2" Diaphragm/Mud Pump	PDT2A	2008	1,619	1,619	-
F-238-08	Wacker 2" Diaphragm/Mud Pump	PDT2A	2008	1,619	1,619	-
F-241-03	Ariens Snowblower	924662	2003	2,797	2,797	-
F-243-00	Hydraulic Impact Backhoe Breaker - Allied	A5380	2000	24,625	24,625	-
F-244-11	Diesel Concrete Saw with 30' blade	E & R Lawn Equipment FS 4800 D	2011	19,639	16,694	2,946
F-245-01	14" Concrete Saw - Hand - Husqvarna	371K	2001	1,104	1,104	-
F-246-01	14" Concrete Saw - Hand - Husqvarna	371K	2001	1,104	1,104	-
F-247-89	1 Ton Tilt Trailer	03T	1989	2,834	2,834	-
F-248-89	1 Ton Tilt Trailer/with shore box	03F-1358	1989	2,834	2,834	-
F-251-98	Pressure Washer - Karcher	HDS 1055	1998	5,422	5,422	-
F-252-02	Atlas/Copco Breaker - Compressor	TEX 28PE	2002	1,554	1,554	-
F-253-02	Atlas/Copco Breaker - Compressor	TEX 28PE	2002	1,554	1,554	-
F-254-90	1 Ton Tilt Trailer	03T-13512	1990	3,940	3,940	-
F-255-90	1 Ton Tilt Trailer/Tamper and breaker	03T	1990	3,026	3,026	-
F-260-17	Stihl 14" CutQuick saw	Stihl TS500i	2017	1,232	308	924
F-261-17	Stihl 14" CutQuick saw with water tank and cart	Stihl TS500i	2017	1,961	490	1,471
F-264-76	4" Trash Pump - Midland	6EF11	1976	2,301	2,301	-
F-267-07	Portable Traffic Signal System	PTL 2.4X	2008	45,950	45,950	-

**City of St. Catharines
Machinery and Equipment
December 31, 2019**

Master File Number	Asset Description	Make/Model	Acquisition Year	Cost	Accumulated Depreciation	Net Book Value
				12/31/2019	12/31/2019	12/31/2019
F-268-01	14" Concrete Saw - Cart/Water - Husqvarna	3120K	2001	1,975	1,975	-
F-269-01	14" Concrete Saw - Cart/Water - Husqvarna	3120K	2001	1,975	1,975	-
F-270-15	Deluxe High Performance Scarifier (Grinder)	Smith SPS10	2015	6,207	2,793	3,414
F-272-03	Wacker Plate Tamper	UP1340A	2003	2,471	2,471	-
F-273-15	Deluxe High Performance Scarifier (Grinder) with vacuum attachmer	Smith SPS10	2015	11,295	5,083	6,212
F-274-03	Ariens Snowblower	924662	2003	2,797	2,797	-
F-275-03	Ariens Snowblower	924662	2003	2,797	2,797	-
F-276-04	14" Concrete Saw with cart/water - Stihl	TS760	2004	1,978	1,978	-
F-277-91	Trailer	03F	1991	4,705	4,705	-
F-278-91	Trailer	03F	1991	4,705	4,705	-
F-279-91	1 Ton Tilt Trailer	03T	1991	2,687	2,687	-
F-280-69	Trailer Fabricated 16442K		1969	5,000	5,000	-
F-281-04	2" Mud Pump - Multiquip	206H	2004	1,858	1,858	-
F-282-04	2" Mud Pump - Multiquip	206H	2004	1,858	1,858	-
F-283-04	Ariens Snowblower	ST1332DLE	2004	2,722	2,722	-
F-284-04	Ariens Snowblower	ST1332DLE	2004	2,722	2,722	-
F-285-04	14" Concrete Saw - Cart/Water - Husqvarna	312K	2004	1,468	1,468	-
F-286-05	Terex-Bartell Surface Grinder	SP-8G	2005	2,516	2,516	-
F-286-17	Stihl 14" CutQuick saw with water tank and cart	Stihl TS500i	2017	1,961	490	1,471
F-287-05	Terex-Bartell Surface Grinder	SP-8G	2005	2,516	2,516	-
F-288-92	Asphalt Sprayer		1992	3,000	3,000	-
F-289-92	Cement Breaker - Beagun	01-EC-52	1992	3,879	3,879	-
F-290	Cement Breaker		1990	4,401	4,401	-
F-294-05	Honda 3800 Watt Generator	EB3800X	2005	2,322	2,322	-
F-296-07	Wachs Valve Operating System with Vac	TM-7	2006	79,304	79,304	-
F-298-07	14" Husqvarna Concrete Saw	375K	2007	1,161	1,161	-
F-299-13	Line Painter	Graco LL3900	2013	5,375	3,494	1,881
F-401-03	Kubota Tractor	J4702-TH	2003	78,294	78,294	-
F-404-11	Kubota RTV for Kiwanis Turf Field	Kubota RTV 1100 CWXH	2011	16,740	14,229	2,511
F-405-02	Verti Drain Aerator	7516	2002	48,785	48,785	-
F-407-02	Toro Walk Behind Rotary Mower	30291 CV157	2002	6,578	6,578	-
F-408-16	Unknown	John Deere 4052	2016	68,206	23,872	44,334
F-409-11	Kubota Utility Vehicle	Kubota RTV900XTW	2011	12,924	12,924	-
F-411-12	Fairway Mower	John Deere 7700	2012	40,648	40,648	-
F-413-19	Toro Greens mower	TORO Greensmaster 3120	2019	39,788	2,653	37,136
F-414-99	Top Dresser	B-DM-6	1999	6,272	6,272	-
F-422-02	Reel Type Mower - Toro	Greensmaster 3150	2002	25,294	25,294	-
F-423-01	Homemade Trailer		2001	4,071	4,071	-
F-424-18	Spider Slope Mower- remote controlled	Spider ILD02	2018	46,258	6,939	39,319
F-429-15	Thompson Hydrant Steamer	Thompson Trailer Mounted	2015	14,353	6,459	7,894

**City of St. Catharines
Machinery and Equipment
December 31, 2019**

Master File Number	Asset Description	Make/Model	Acquisition Year	Cost 12/31/2019	Accumulated Depreciation 12/31/2019	Net Book Value 12/31/2019
F-430-03	Ryan 18" Sod Cutter		2003	6,015	6,015	-
F-431-03	John Deere 6405 Tractor Used with F-432-03 - Flail Mower	6405	2003	70,082	70,082	-
F-432-17	72' Landpride Mower	Landpride RCR2672	2017	3,764	941	2,823
F-433-04	Smithco Self-Contained Sweeper Sweep Star 60	77-100-BF	2004	45,041	45,041	-
F-434-04	Kubota RTU Utility Vehicle	RTU 900-7	2004	15,206	15,206	-
F-437-05	Kubota Tractor with sidewalk snow blade	L4630GS7	2005	41,189	41,189	-
F-438-05	Kubota Tractor with sidewalk snow blade	L4630GS7	2005	41,189	41,189	-
F-441-16	Progressive mower attachment for unit F408-16	Progressive mower Pro-flex 120	2016	19,843	6,945	12,898
F-442-89	Steamer - Hauck	STG230M	1989	3,991	3,991	-
F-443-77	Steamer - Hauck	STG230M	1977	1,107	1,107	-
F-445-84	Thawing Machine - Magikist	35-902518B	1984	4,500	4,500	-
F-449-18	Grooming Mower	Landpride	2018	17,147	2,572	14,575
F-450-76	Tapping Machine - Mueller		1976	11,296	11,296	-
F-451-88	Pipe/Cable Install Machine - Elephant	E5M	1988	13,748	13,748	-
F-452-06	Kubota L4630 Tractor	L4630	2006	37,509	37,509	-
F-453-08	Kubota Tractor with Mower	G2160	2008	9,715	9,715	-
F-454-77	Horizontal Borer - Mid canada	HG30	1977	4,944	4,944	-
F-455-08	Kubota F-2880 Tractor/Mower with Grass Collection System	F-2880	2008	24,750	24,750	-
F-456-09	Kubota 48" Zero Turn Mower	ZG222	2009	8,905	8,905	-
F-457-12	Ryan 18" Sod Cutter	Ryan RY-544954C	2012	5,600	4,200	1,400
F-458-14	Kubota Tractor	Kubota M7040DTNHC	2014	55,763	43,814	11,949
F-461-17	Snowblower attachment- Diamond	3850A	2017	17,837	4,459	13,378
F-462-88	Brouwer Turf Sweeper (Vacuum)	BV-85	1988	19,694	19,694	-
F-463-88	Brouwer Verti-cut Mower	UP-5	1988	10,908	10,908	-
F-464-10	Therrien Sweeper Vac	Therrien Vac 220	2010	31,495	29,920	1,575
F-464-88	Bannerman Top Dresser	BTD-20	1988	12,628	12,628	-
F-465-98	Tandem Trailer (Fabricated)		1998	5,972	5,972	-
F-466-88	Markham Flatbed Trailer E33822	84-112	1988	3,127	3,127	-
F-467-16	Kubota Tractor-125 HP4X4	Kubota M126GX	2016	74,285	37,142	37,142
F-467-88	Aerway Tractor MTD Aerifier	AW076	1988	6,045	6,045	-
F-468-16	Diamond- Heavy Duty 3-point hitch	Diamond 75" Rear Swing Flail Mower	2016	16,002	8,001	8,001
F-469-16	Diamond 20ft rear cradel, side boom, 50"	Diamond 20 ft. side boom flail mower	2016	57,876	28,938	28,938
F-471-94	Kubota Tractor	L3650DTGS	1994	33,186	33,186	-
F-473-11	Gator	John Deere HPX Diesel	2011	12,272	10,431	1,841
F-474-18	Utility Trailer	Trailer Shop	2018	2,053	-	2,053
F-475-96	Trailer 7000 lb. Fabricated		1996	5,719	5,719	-
F-476-98	Tandem Trailer (Fabricated)		1998	5,972	5,972	-
F-477-96	Trailer Float 7,000 GVW		1996	4,577	4,577	-
F-478-86	Markham Ford F/Bed Trailer B76931	80-112	1986	3,198	3,198	-
F-479-86	Markham Ford F/Bed Trailer B76932	80-112	1986	3,198	3,198	-

**City of St. Catharines
Machinery and Equipment
December 31, 2019**

Master File Number	Asset Description	Make/Model	Acquisition Year	Cost 12/31/2019	Accumulated Depreciation 12/31/2019	Net Book Value 12/31/2019
F-480-10	Front end Loader/Box scrapper	Kubota BX-1860TV	2010	13,940	13,940	-
F-481-18	Kubota M4071N Tractor	Kubota M4071N	2018	61,767	8,236	53,532
F-487-14	Ice Resurfacer - Meridian Centre	Zamboni 525	2014	82,728	45,501	37,228
F-492-14	Loader with clam bucket	Case 570NXT	2014	102,113	80,232	21,881
F-493-96	Lely-Wilson Fertilizer Spreader	4000	1996	7,337	7,337	-
F-494-06	Kubota L4630 Tractor	L4630	2006	37,509	37,509	-
F-499-13	Loader Backhoe	JCB 2CX12	2013	79,050	73,404	5,646
F-501-13	Bobcat Toolcat	Bobcat Toolcat 5600	2012	69,604	69,604	-
F-501-16	Bobcat Toolcat- Snow EX -SP-3000	Bobcat Toolcat 5600	2016	6,004	3,002	3,002
F-502-97	Rittenhouse Sprayer		1997	5,939	5,939	-
F-508-14	Kubota Tractor with plow	Kubota 7040TNHC	2013	66,575	60,864	5,711
F-509-11	Beamrider Laser Guided Line marker	M K Rittenhouse Beamrider	2011	6,513	5,536	977
F-511-16	60hp self-propelled stump grinder	Vermeer SC60TX	2016	72,758	25,465	47,293
F-512-06	Vermeer Stump Cutter	SC802	2006	44,928	44,928	-
F-518-13	Kubota Tractor	Kubota M8560HDC	2013	53,768	49,927	3,841
F-519-14	Brush Chipper	Vermeer BC1800XL	2014	73,572	40,465	33,108
F-520-04	Vermeer 1400XL Brush Chipper with Winch	BC 1400XL	2004	40,684	40,684	-
F-521-11	Vermeer BC1000 XL Brush Chipper	Vermeer BC1000 XL	2011	31,037	26,381	4,656
F-522-11	Vermeer BC1500 Brush Chipper	Vermeer BC1500	2011	46,301	39,356	6,945
F-524-16	Zamboni 526 Ice Resurfacer	526	2017	84,359	21,090	63,269
F-529-00	Homemade Trailer - Single Axle		2000	500	488	13
F-532-97	Trailer Mounted Sprayer		1997	5,939	5,939	-
F-536-07	Stainless Steel 8 foot Sander Unit	Arctic	2006	6,264	6,264	-
F-539-97	Float For Skid Steer Loader		1997	4,189	4,189	-
F-542-12	Backhoe with stabilizers	JCB 3CX-14	2012	144,700	144,700	-
F-543-07	Zamboni Ice Resurfacer 543 - Meridian Centre	545	2008	71,280	71,280	-
F-544-97	Float for out front mower		1997	4,189	4,189	-
F-548-17	Mauloleum Casket Lift	Lowboy DC14LBSP	2017	36,615	4,577	32,038
F-550-97	Landpride Rotary Mower	AFM40133	1997	10,823	10,823	-
F-556-91	Marten Trailer with power washer		1991	3,330	3,330	-
F-560-15	Tandem Axle Trailer	Advantage 1T3	2015	4,070	916	3,155
F-561-15	Tandem Axle Trailer	Advantage 1T3	2015	4,070	916	3,155
F-562-15	Tandem Axle Trailer	Advantage 1T3	2015	4,070	916	3,155
F-571-18	Kubota M4074N Tractor	Kubota M4N-071HDC	2018	61,767	8,236	53,532
F-573-74	Showmobile 63159B	6432	1974	21,403	21,403	-
F-574-18	Kubota M4074N Tractor	Kubota M4N-071HDC	2018	61,767	7,721	54,046
F-579-16	Kubota- 70hp tractor with plow and salter	Kubota M7040DTNHC	2016	66,855	31,551	35,304
F-581-99	Kubota Tractor 45HP 4WD	L4310GST	1999	34,892	34,892	-
F-584-77	Compressor	160-RO-2	1977	7,371	7,371	-
F-585-10	Ariens 32" DLE Snowblower	926506	2009	2,752	2,752	-

**City of St. Catharines
Machinery and Equipment
December 31, 2019**

Master File Number	Asset Description	Make/Model	Acquisition Year	Cost 12/31/2019	Accumulated Depreciation 12/31/2019	Net Book Value 12/31/2019
F-586-10	Ariens 32" DLE Snowblower	926506	2009	2,752	2,752	-
F-587-10	Vermeer Brush Chipper	Vermeer BC-1800	2011	60,903	51,768	9,136
F-588-18	Zamboni Ice Resurfacer - BBA	Zamboni	2018	88,222	11,763	76,459
F-589-13	Power Washer	Karcher HDS 3.5/35P cage	2013	4,895	4,545	350
F-591-12	Olympia Ice Resurfacer - SH North	Olympia Millenium	2012	92,840	69,630	23,210
F-592-18	Ice resurfacer	Zamboni	2018	88,222	11,763	76,459
F-593-12	Olympia Ice Resurfacer - SH South	Olympia Millenium	2012	92,840	69,630	23,210
F-597-80	Fabricated 67182B		1980	482	482	-
F-598-80	Fabricated Trailer 67183B		1980	482	482	-
F-599-80	Fabricated Trailer 67184B		1980	482	482	-
F-601-97	Box Trailer		1997	1,499	1,499	-
F-628-90	Trailer	23712FD	1990	4,240	4,240	-
F-629-86	Trailer	2614E	1986	5,016	5,016	-
F-630-95	Trailer with Cat breaker and tamper		1995	4,235	4,235	-
F-640-96	Trailer		1996	1,138	1,138	-
F-642-00	Trailer with mounted Pressure Washer		2000	1,777	1,777	-
F-701-18	Kubota F 2690 72"Front Deck Mower	Kubota F2690	2018	22,386	3,918	18,469
F-702-11	Kubota	Kubota ZG222-48"	2011	9,464	9,464	-
F-705-00	Kubota Ride On Mower with 72" Deck	F25 60E	2000	16,645	16,645	-
F-706-11	Kubota Tractor	Kubota F3080	2011	19,843	19,843	-
F-707-18	Water Tank 750 gal with pump & hoses	Rittenhouse 750G	2018	9,565	1,515	8,051
F-708-19	52" Stand-on Mower	Scag V-Ride II	2019	9,174	612	8,562
F-709-19	52" Stand-on Mower	Scag V-Ride II	2019	9,174	612	8,562
F-710-19	52" Stand-on Mower	Scag V-Ride II	2019	9,174	612	8,562
F-712-19	52" Stand-on Mower	Scag V-Ride II	2019	9,174	612	8,562
F-713-19	52" Stand-on Mower	Scag V-Ride II	2019	9,174	612	8,562
F-719-14	Kubota Tractor with grass collection	Kubota F2690	2014	24,400	19,171	5,229
F-721-12	Kubota Riding Mower	Kubota BX 1860 V	2012	13,499	13,499	-
F-724-15	Kubota Tractor with mower	Kubota BX2370	2015	11,804	7,588	4,216
F-725-15	Kubota Tractor with attachments	Kubota BX2370	2014	16,070	12,626	3,444
F-738-86	John Deere Lawn Tractor 46"		1986	2,000	2,000	-
F-740-15	Kubota Tractor with mower	Kubota BX2370	2015	11,804	7,588	4,216
F-743-17	Ariens 28" Snowblower	Ariens Pro 28SB 926065	2017	2,691	673	2,018
F-747-93	John Deere 425 Mower 60"		1993	7,682	7,682	-
F-750-83	Turfco Top Dresser		1993	8,239	8,239	-
F-751-09	Turco Triwve Overseeder		2009	18,475	18,475	-
F-756-01	Homemade Trailer		2001	1,500	1,500	-
F-758-12	Kubota Lawn Tractor	Kubota BX2360	2012	11,600	8,700	2,900
F-759-08	Bannerman Turf Topper Top Dresser	BTD-20	2008	18,359	18,359	-
F-761	Toro Greensmaster Mower		1991	14,148	14,148	-

**City of St. Catharines
Machinery and Equipment
December 31, 2019**

Master File Number	Asset Description	Make/Model	Acquisition Year	Cost 12/31/2019	Accumulated Depreciation 12/31/2019	Net Book Value 12/31/2019
F-762	Ryan Turf Aerifier		1990	15,660	15,660	-
F-762-19	Toro Greensmaster Mower	Toro Greensmaster 3150	2019	44,113	2,573	41,540
F-763-11	Walk Behind Aerifier - 2011 model	Toro Procore648	2015	20,988	9,444	11,543
F-764-08	Bannerman Walk-Behind Aerator	BA-4CT-H	2008	2,732	2,732	-
F-765-92	John Deere Lawn Tractor 60"		1992	8,151	8,151	-
F-766-09	Kubota 72" Front Deck Mower	F-2680E-2W	2009	18,900	18,900	-
F-767-09	Kubota 72" Front Deck Mower	F-2680E-2W	2009	18,900	18,900	-
F-768-92	Cushman c/w Sprayer		1992	14,456	14,456	-
F-770-10	Front end Loader/Box scrapper	Kubota BX-1860TV	2010	13,940	13,940	-
F-771-04	Cushman Turf Truckster	Turf-Truckster	2004	22,108	22,108	-
F-772-12	Kubota with 54" deck	Kubota ZD221-54 w/ bagger	2012	12,350	12,350	-
F-773-17	Tow-behind, wide-area aerator	Toro Procore 1298	2017	46,810	11,702	35,107
F-774-07	Toro Greenmaster Mower	04357-3150	2007	27,000	27,000	-
F-779-12	Kubota with 60" deck	Kubota GF1800 w/60" deck	2012	12,600	12,600	-
F-780-11	Cub Cadet	Cub Cadet LTX1142SE	2011	1,932	1,932	-
F-781-95	Ransome Greenplex 160	898850	1995	16,173	16,173	-
F-783-14	Toro Greensmower	Toro Greensmaster	2014	6,550	3,603	2,948
F-784-09	Kubota 60" Under Belly Mower	B X2660	2009	14,337	14,337	-
F-785-16	Kubota- 60" Zero Turn w/bagger	Kubota ZD326	2016	17,808	8,904	8,904
F-787-10	Kubota Grass Cutter	Kubota GF-1800	2010	12,822	12,822	-
F-788-16	Kubota- 72" Zero Turn Mower	Kubota ZD331	2016	16,180	8,090	8,090
F-789-16	Kubota- 72" Zero Turn Mower	Kubota ZD331	2016	16,180	8,090	8,090
F-790-16	Kubota- 60" mid-mount mower	Kubota BX2370	2016	13,636	6,818	6,818
F-791-16	Kubota- 60" mid mount mower	Kubota BX2370	2016	13,636	6,818	6,818
F-792-14	Kubota 4WD 60" Mower	Kubota GF1800	2014	13,300	10,450	2,850
F-795-97	John Deere Utility Vehicle	6 x 4	1997	9,407	9,407	-
F-798-09	Kubota Utility Vehicle	RTV900G	2009	15,244	15,244	-
F-799-09	Kubota Utility Vehicle with Dump Box	RTV900G	2009	13,813	13,813	-
F-801	Snow Blower		1994	1,673	1,673	-
F-802-95	Surface Grinder	SP8G	1996	2,432	2,432	-
F-803-00	Kubota 72" Mower	81090 & RC72-F30	2000	14,979	14,979	-
F-804-00	Kubota 72" Mower	81223 & RC72-F30	2000	14,979	14,979	-
F-805-00	Landpride Flail Mower		2000	11,655	11,655	-
F-806-00	Landpride Grooming Mower	AFM 40133	2000	11,655	11,655	-
F-807-12	Kubota Tractor with Mower	Kubota BX1860V	2012	18,575	18,575	-
F-808-15	Water Tank and water pump	1000glln w/tank with 2" Honda w/pump	2015	10,217	4,598	5,619
F-809-09	Kubota 48" Zero Turn Mower with Mulch	20221	2009	11,610	11,610	-
F-811-19	Wide Area Zero Turn Mower	Hustler Super 104	2019	29,943	1,996	27,947
F-817-19	Wide Area Zero Turn Mower	Hustler Super 104	2019	29,943	1,996	27,947
F-818-02	JD Gator 4WD Utility Vehicle		2002	18,316	18,316	-

**City of St. Catharines
Machinery and Equipment
December 31, 2019**

Master File Number	Asset Description	Make/Model	Acquisition Year	Cost 12/31/2019	Accumulated Depreciation 12/31/2019	Net Book Value 12/31/2019
F-819-03	Kubota 4WD 54" Mid-Mount Mower	BX1800D	2002	13,857	13,857	-
F-820-03	Kubota 4WD 54" Mid-Mount Mower	BX1800D	2002	13,857	13,857	-
F-823-03	Kubota 60" Mid-Mount Mower	62160	2002	11,655	11,655	-
F-824-03	Kubota 60" Mid-Mount Mower	62160	2002	11,655	11,655	-
F-825-03	Kubota 60" Mid-Mount Mower	62160	2002	11,655	11,655	-
F-827-03	Wacker Vibratory Tamper - Jumping Jack	BS-500-01	2003	827	827	-
F-828-03	Kubota 60" Mid Mount Mower	G2160	2003	11,433	11,433	-
F-829-03	Kubota 60" Mid Mount Mower	G2160	2003	11,433	11,433	-
F-830-18	Zamboni Electrical Ice Edger	Zamboni EZ-III	2018	5,398	990	4,409
F-831-04	Landpride Grooming Mower	AFM 4211	2004	11,373	11,373	-
F-832-04	Honda RFC800 Rototiller	RFC800	2004	3,073	3,073	-
F-833-04	Honda RFC800 Rototiller	RFC800	2004	3,073	3,073	-
F-834-04	Little Wonder Leaf Blower	98	2004	1,328	1,328	-
F-836-04	John Deere X495 Ride On Mower	X495	2004	10,055	10,055	-
F-838-04	John Deere X495 Ride On Mower	X495	2004	10,055	10,055	-
F-839-04	Smithco Sand Trap Rake	42-001D	2004	16,303	16,303	-
F-840-04	Olympia 5500 Ice Edger	5500	2004	2,241	2,241	-
F-841-05	Olympia 5500 Ice Edger	5500	2005	2,295	2,295	-
F-842-05	Olympia 5500 Ice Edger	5500	2005	2,295	2,295	-
F-845-07	Land Pride Grooming Mower	AFM4211	2007	12,636	12,636	-
F-846-07	Kubota G-2160 Tractor	G-2160	2007	15,063	15,063	-
F-847-07	Olympia Edger 8000 Ice Edger	Edger 8000	2007	4,876	4,876	-
F-848-08	Kubota 4x4 Tractor	L4740 HSTC	2008	45,962	45,962	-
F-849-08	Landpride Grooming Mower	AFM4211	2008	11,030	11,030	-
F-851-08	Landpride Grooming Mower	AFM 4211	2008	11,030	11,030	-
F-852-14	Kubota 54" mower with bucket	Kubota BX1870V	2014	12,515	9,834	2,682
F-853-14	Kubota 60" mid-mount mower	Kubota BX2370	2014	11,294	8,874	2,420
F-854-14	Kubota 60" mid-mount mower	Kubota BX2370	2014	11,294	8,874	2,420
F-855-14	Greens Roller/Cutter attachment	True-Surface Vibe 5	2014	19,850	15,596	4,254
F-856-19	Wide Area Zero Turn Mower	Hustler Super 104	2019	29,943	1,996	27,947
F-857-19	Wide Area Zero Turn Mower	Hustler Super 104	2019	29,943	1,996	27,947
F-858-19	Wide Area Zero Turn Mower	Hustler Super 104	2019	29,943	1,996	27,947
F-859-19	Wide Area Zero Turn Mower	Hustler Super 104	2019	29,943	1,996	27,947
F-861-13	Beach Rake	Barber 600 HD	2013	69,892	30,286	39,605
F-862-14	Forklift - Meridian Centre	Hyster H60FT	2014	33,038	9,085	23,953
F-863-14	Forklift - Meridian Centre	Hyster H60FT	2014	33,038	9,085	23,953
FF-300-85	Massey-Ferguson Tractor		1985	18,640	18,640	-
FF-700-94	Boat - Caribe	Caribe MD#UB15-B	2000	7,659	7,659	-
FF-701-94	Trailer - attached to boat FF-700	Trailcraft	2011	2,500	1,417	1,083
FF-702-91	Boat - Caribe	Caribe Hurricane 590	2004	37,805	37,805	-

**City of St. Catharines
Machinery and Equipment
December 31, 2019**

Master File Number	Asset Description	Make/Model	Acquisition Year	Cost 12/31/2019	Accumulated Depreciation 12/31/2019	Net Book Value 12/31/2019
FF-703-91	Trailer - attached to boat FF-702	Trailcraft 800-16BC	2011	2,500	1,417	1,083
				7,086,381	5,196,749	1,889,632

City of St. Catharines**Staff Complement**

<u>Department</u>	<u>2020</u>	<u>2019</u>	<u>2020 Changes</u>
Mayor's Office	2	2	0
Chief Administrator's Office	12	12	0
Legal and Clerks Services	14	14	0
Planning and Building Services	48	45	3
Fire Services	166	166	0
Economic Development and Tourism	8	8	0
Engineering, Facilities and Environmental Services	95	95	0
Municipal Works	159	159	0
Community, Recreation and Culture Services	47	47	0
Financial Management Services	44	44	0
Corporate Support Services	30	30	0
Flexible Staffing Module *	15	0	15
Total City Departments	640	622	18

Notes:

Significant changes to complement since 2000

2004 Addition of Museum and WCC staff (10)

2005 Addition of Seymour Hannah staff (18)

2009 RCS reorganization resulted in the reduction of 8 CUPE 150 positions

2012 RCS opening of Kiwanis Aquatic Centre

2013 PAC becomes part of RCS - add 2 EX positions (Executive Director and Executive Assistant)

2014 PAC addition of 5 staff, Customer service reallocation (removal of 2 staff)

2015 PAC addition of 13 staff, City reduction of 4

2016 Forestry staff transferred to PRCS from TES

2017 Office Clerk from Contract to FTE (Mayor's office)/ Expediter position PBS/EDTS(EX)

2018 PRCS Manager of Recreation/Business Dev't trfrd to TES Facilities Manager

and approval for 2 PBS Building Inspectors in March, 2018 by Council

2018 2 Commissioners/Admin Assistant Operations/ business Improvement Manager removed

Deputy CAO/Deputy Clerk/Corporate Project Manager/Corporate Asset Manager added

2019 CSS-IT approval of 1 IT Security Administrator Position

2019 MW Department was created; re-organizations occurred in EFES, CRCS & MW

2019 complements have been re-stated to reflect current departments

2019 MW Forestry Labourer (CUPE150) repurposed to Admin Assistant (EX)

2020 PBS-Building Services approval of 2 Building Inspectors; PBS-Planning proposed of 1 Senior Project Manager

*** 2020 Proposed Flexible Staffing Module**

History of Approved Complement by Year

	<u>Staff Complement</u>	<u>Compare to 2020</u>
1993	632	1.27%
1989	626	2.24%
1979	605	5.79%
1976	599	6.84%

City of St. Catharines

2020 Staff Complement

<u>Department</u>	<u>Exempt</u>	<u>CUPE</u>			<u>Fire Ass'n</u>	<u>Total</u>	<u>2019</u>
		<u>157</u>	<u>150</u>	<u>1287</u>			
Mayor's Office	2					2	2
Chief Administrator's Office	8	4				12	12
Legal and Clerks Services	8	6				14	14
Planning and Building Services	8	40				48	45
Fire Services	6				160	166	166
Economic Development and Tourism	6	2				8	8
Engineering, Facilities and Environmental Services	15	33	47			95	95
Municipal Works	24	16	119			159	159
Community, Recreation and Culture Services	18	7	13	9		47	47
Financial Management Services	10	34				44	44
Corporate Support Services	18	12				30	30
Flexible Staffing Module *	15					15	0
Total	<u>138</u>	<u>154</u>	<u>179</u>	<u>9</u>	<u>160</u>	<u>640</u>	<u>622</u>

* Employee Group to be determined as SLT with departments identify staffing needs and available wage dollars.

City of St. Catharines

2020 Operating Budget

Out of Province Conferences

<u>Acct.</u>	<u>Description</u>	<u>Location</u>	<u>Expenditure</u>	<u>Department Totals</u>
<u>Office of Mayor and Members of Council</u>				
701.100.401	Great Lakes Mayors Meeting TBD	TBD, USA	1,700	1,700
<u>Chief Administrative Officer (CAO)</u>				
702.100.401	Economic Developers Association of Canada (EDAC) TBD	TBD, Canada	2800	2,800
<u>Legal and Clerks Services (LCS)</u>				
702.105.401	IMLA's Conference September, 23-27, 2019	La Quinta, CA, USA	6,000	6,000
<u>Financial Management Services (FMS)</u>				
702.300.401	Government Finance Officers Association (GFOA) May 17-20, 2020	New Orleans, LA, USA	2,500	2,500
<u>Fire Services (FS)</u>				
710.100.401	Fire Fighter Memorial September, 2020	Colorado Springs, CO, USA	3,000	3,000
<u>Engineering, Facilities and Environmental Services (EFES)</u>				
735.300.401	Great Lakes St. Lawrence Cities Initiative Annual Meeting June 13-15, 2020	Montreal, QC	1,500	1,500
<u>Planning and Building Services</u>				
760.100.401	International Making Cities Liveable June 2-6, 2020	Carmel, IN, USA	800	
	CNU Conference June 10-13, 2020	St. Paul / Minneapolis, MN, USA	800	
	Canadian Institute of Planners Conference July 7-10, 2020	Whistler, BC	1,000	
760.102.401	American Planning Association Conference April 25-28, 2020	Houston, TX, USA	1,300	3,900
<u>Economic Development and Tourism (EDTS)</u>				
761.115.404	OTMPC QC Sales Mission Mar-20	Montreal / Quebec City, QC	2,500	
	Tourism Bienvenue Quebec (APAQ) October 26-28, 2020	Trois-Rivières, QC	3,000	
	OTMPC Sales Missions Update TBD	TBD, USA	3,000	8,500
				<u><u>\$29,900</u></u>